



**Southern Nevada Health District
Teen Pregnancy Prevention Program**



Preliminary Results of Process and Outcome Evaluation

for

**Clark County Juvenile Justice Services – Detention/Probation
and**

Clark County Department of Family Services – Foster Care

October 1, 2011 – August 31, 2012

EXECUTIVE SUMMARY

Since the beginning of the program in April, 2011, the Southern Nevada Health District's Teen Pregnancy Prevention Program has provided its curricula to approximately 1,386 youth in Clark County Juvenile Justice Services (JJS) (juvenile detention, juvenile probation) and the Clark County Department of Family Services (DFS) Foster Care. This report summarizes all preliminary process and outcome evaluation activities completed by SNHD for the period of October 1, 2011 – August 31, 2012. This data represent Year Two of the Office of Adolescent Health (OAH) grant period.

Accomplishments:

After one full year of implementation, the SNHD Teen Pregnancy Prevention (TPP) program achieved many of its stated process and outcome goals. SNHD provided the evidence-based curricula Be Proud! Be Responsible! and ¡Cuidate! to 762 youth and maintained a 72% retention rate. 69% of the participants were male, the focus of our program. As a result of our accomplishments, OAH has approved our continuation grant for Year Three.

In Year Two, our program expanded to four probation centers. This was done to reduce the training burden on the Stewart and MLK probation sites. TPP training was provided once per month at each Probation Center and two times per month at three units in Juvenile Detention. SNHD provided three trainings to foster youth through their Independent Living Program. The Independent Living Program is provided by Safe Alternatives for Youth (SAFY). Additionally, SNHD began a new partnership with DFS Foster Care on their five year grant, called the DREAMR project.

Using supplementary Title X Family Planning funding and the approval of our partners, SNHD implemented voluntary STD testing to the youth in Juvenile Probation and Foster Care. This project began in January, 2012. Youth in Juvenile Detention already receive testing for sexually transmitted diseases. SNHD tested 93 participants over approximately 24 classes (approximately 50% of each class volunteered to be tested). Participants were tested for chlamydia and gonorrhea (urine sample). They were also offered testing for syphilis and HIV (blood sample). 20% of the participants tested positive for chlamydia. This is double the national rate for chlamydia among teenagers. No youth tested positive for any of the other sexually transmitted diseases, including HIV.

In June, SNHD donated snacks and drinks to Juvenile Detention and the Probation Centers. They were a big hit with the youth and many youth were kind enough to send us thank you notes (see attached picture). We were also able to donate a TV/DVD to each of our partners. A total of nine televisions were donated.

In August, Alice Costello, SNHD Program Manager was invited to speak about the TPP program at the National Reproductive Health Conference in New Orleans, LA. A scientific poster highlighting the results of our program was also presented at the conference.

Challenges:

We experienced challenges this year in scheduling and recruiting participants in the additional probation centers scheduled for Year Two. Probation Intake was initially selected, but was found not to be a good fit for the program. The East Flamingo Probation Center was selected as a replacement and has done very well in the short time it has been in the program. In all, 16 of the 100 scheduled classes were canceled over the year for various reasons. A significant challenge for both SNHD and its partners is developing a referral list large enough to ensure average recruitment of 8-10 participants and a minimum of six participants. SNHD was responsible for one cancellation at the Stewart site. Class cancellation resulted in a loss of approximately 160 participants and was the primary reason for not meeting our recruitment goals.

Another major challenge is follow-up at three and six months with participants. Although we have implemented additional protocols and have worked with our partners to get better contact information, our follow-up rates are still very low. The low number of participants completing follow-up surveys makes it difficult to analyze, interpret, or assess the long-term outcomes of participants.

As we move forward with the program, a new challenge will be deciding how to build sustainability of the TPP program into Juvenile Justice beyond the grant funding period. SNHD is working this year to developing a sustainability plan for Foster Care youth through cooperation in both the OAH and DFS DREAMR projects. Based on the data collected regarding baseline sexual health behaviors, sustainability of sexual health education within Juvenile Justice Services should be strongly considered.

PROCESS EVALUATION

I. RECRUITMENT: Recruit 1,020 participants into the program.

SITE	CANCELED CLASSES	RECRUITMENT GOAL	ACTUAL RECRUITMENT	Variance (.05)
Detention		432	394	-.09
E2 (boy's unit)		144	128	-.13
E3/E7 (boy's unit)		144	148	On Target
E5 (girl's unit)	2 cancels	144	118	-.22
Probation		528	246	-1.14
Intake	4 cancels	72	0	--
E. Flamingo	2 cancels	60	29	-1.06
MLK	3 cancels	132	82	-.61
Stewart	1 cancel / 1 SNHD cancel	132	74	-.78
W. Charleston	3 cancels	132	61	-1.16
DFS Foster Care		60	61	On Target
TOTAL		1,020	762	-.34

II. RETENTION: 80% of actual participants will complete at least 4.5 class hours.

SITE	RETENTION GOAL (# of participants)	ACTUAL RETENTION (# of participants)	RETENTION RATE
Detention	394	296	75%
E2	128	99	77%
E3/E7	148	115	78%
E5	118	82	69%
Probation	246	214	87%
E. Flamingo	29	26	90%
MLK	82	70	75%
Stewart	74	65	88%
W. Charleston	61	53	87%
DFS Foster Care	61	38	62%
TOTAL	762	548	72%

III. DEMOGRAPHICS

a. **Gender Goal:** 70% of participants recruited into the program will be male.

SITE	GOAL # Male	ACTUAL # Male	Rate
Detention	394	276	70%
Probation	246	195	79%
E. Flamingo	29	23	79%
MLK	82	63	77%
Stewart	74	60	81%
W. Charleston	61	49	80%
DFS Foster Care	42	22	37%
TOTAL	714	493	69%

b. **Race/Ethnicity Goal:** Based on demographics of targeted zip codes, 45% of participants recruited into the program will be Hispanic/Latino and 30% will be African American.

SITE	RACE/ ETHNICITY	GOAL	ACTUAL	Rate
Detention	AA/ Black	30%	115	29%
Probation			49	20%
DFS Foster Care			11	18%
Detention	Hispanic/ Latino	45%	134	34%
Probation			99	40%
DFS Foster Care			9	15%
Detention	Other	25%	145	37%
Probation			98	40%
DFS Foster Care			41	67%
	Unknown		61	--
TOTAL			762	

- c. **Age:** 100% of participants recruited into the program will be between the ages of 13 -18 years.

SITE	GOAL	ACTUAL	MEAN AGE
Detention	--	--	
E2	--	--	16.1
E3/E7	--	--	15.1
E5	--	--	16.1
Probation	--	--	
E. Flamingo	--	--	16
MLK	--	--	15.8
Stewart	--	--	15.2
W. Charleston	--	--	16.1
DFS Foster Care	--	--	17
ALL SITES	100%	96.8%	15.9

- d. **Target Zip Codes:** Participants will be prioritized by targeted zip codes: 89030; 89101; 89102; 89106; 89109; 89115; 89119.

SITE	GOAL (No specific numbers set)	ACTUAL # of Participants	Rate
Detention	--	71	18%
Probation	--	52	21%
Foster Care	--	5	8%
TOTAL	--	128	16.7%

IV. CURRICULA FIDELITY

CURRICULUM	GOAL	ACTUAL PERCENTAGE
Be Proud Be Responsible		95.8%
Cuidate		88.9%
TOTAL ALL CLASSES	100% Fidelity	93.9%

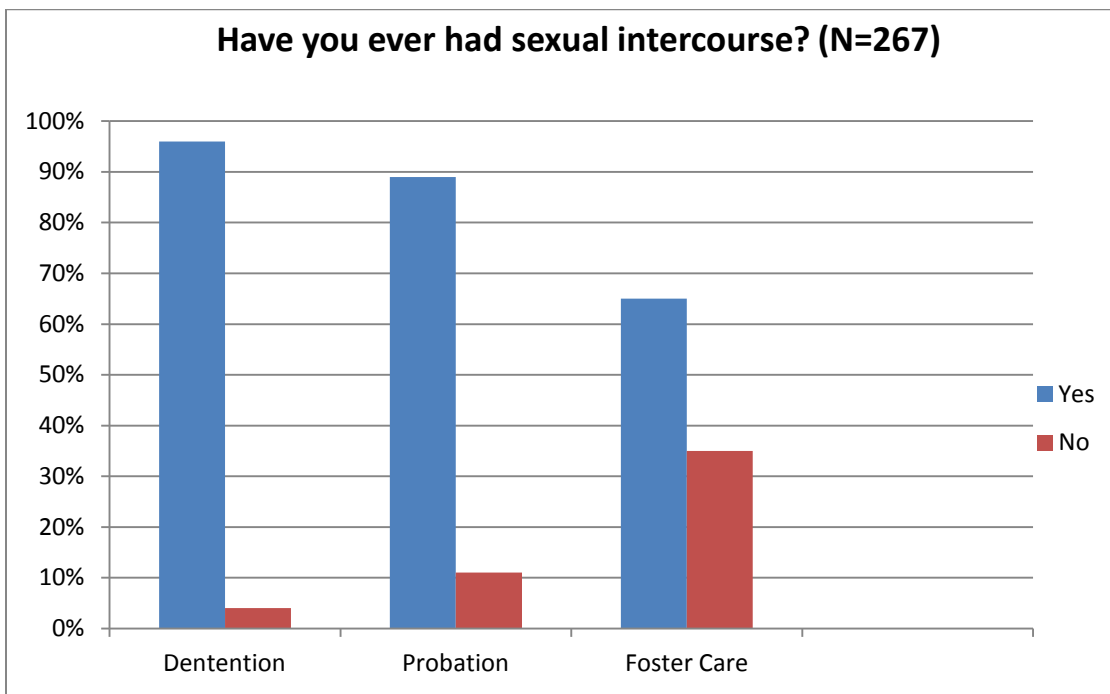
V. PARTICIPANT/FACILITATOR SATISFACTION (1 = Very Dissatisfied; 5 = Very Satisfied)

	CURRICULUM	GOAL	ACTUAL	Mean Satisfaction Score
	Be Proud Be Responsible		95.6%	4.5
	Cuidate		91.4%	4.2
OVERALL PARTICIPANT SATISFACTION		90%	94.3%	4.35
FACILITATOR SATISFACTION		90%	95.5%	4.40

BASELINE SEXUAL HISTORY

TPP youth participants are given a pre-survey to measure their baseline sexual history prior to taking the class. This data is important for providing context to evaluating changes or outcomes in the participants' knowledge, attitudes, intentions and behaviors towards safer sex practices and the prevention of unplanned pregnancy as a result of participating in the TPP program.

The original research in the development of the evidence-based curricula was conducted with high-risk youth. However, those youth resided in urban community settings in Philadelphia, PA and the mean age was 14.64 years of age.¹ In comparison, the baseline sexual histories of youth in the TPP program indicate extremely high risk behaviors. In this report, sexual history data from the TPP program is compared to the responses in the 2009 and 2011 Nevada Youth Risk Behavior Survey.² This comparison will provide an indication of the level of risk behaviors the youth in the TPP program have with regard to teen pregnancy and HIV/STI infection. Extreme high risk may have a moderating effect on the magnitude of the outcome goals established for the TPP program.



85% of TPP participants have had sexual intercourse.

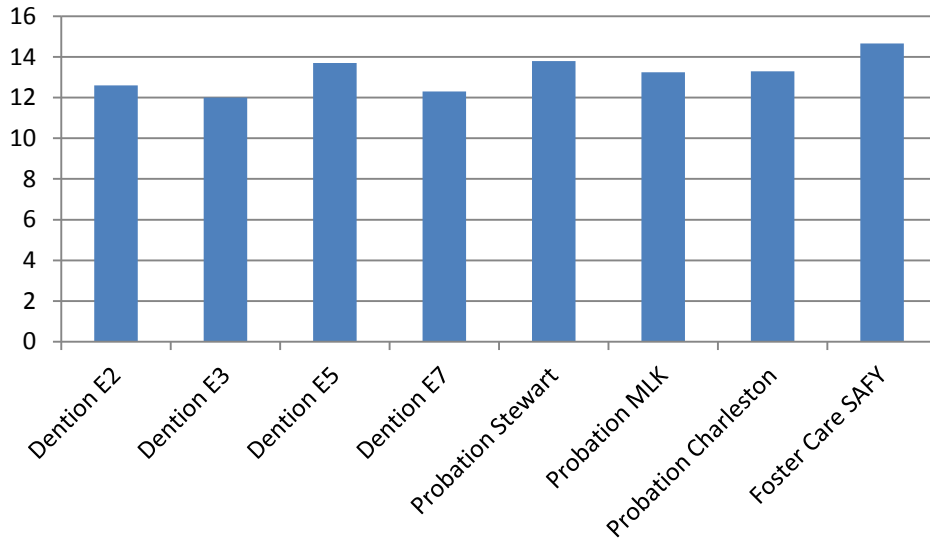
NV = 47.5%

US = 46%

¹ Jemmott, J.B. III, Jemmott, L.S. & Fong, G.T. (1992). "Reductions in HIV Risk-Associated Sexual Behaviors Among Black Male Adolescents: Effects of an AIDS Prevention Intervention." *American Journal of Public Health* 82, 372-377

² Nevada Department of Education (2011). Youth Risk Behavior Survey: Sexual Behaviors and Health-Related Outcomes. Accessed at <http://nde.doe.nv.gov/YRBS.htm>

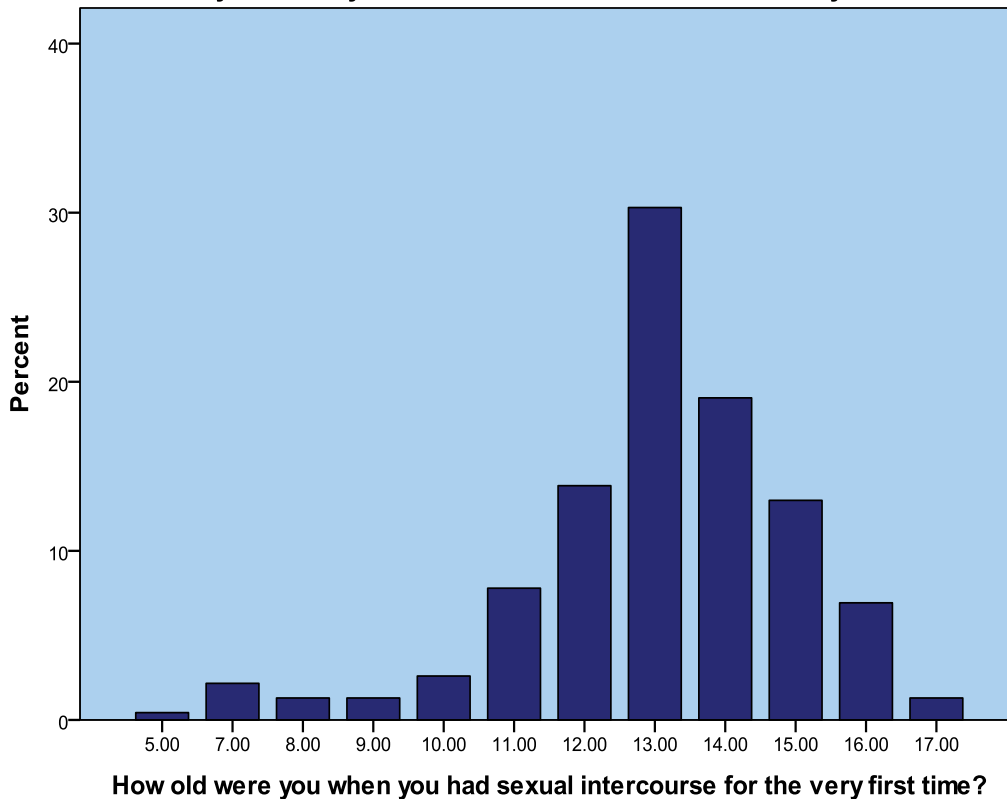
Mean Age at Sexual Intercourse for the First Time (N = 231)



The data indicate that girls initiate sex at an older age than males. Juvenile Detention Unit E5 is a girl's unit and 63% of participants from Foster Care were female.

The mean age of participants is 16 yrs. indicating they have been sexually active, on average for 2-3 years.

How old were you when you had sexual intercourse for the very first time?

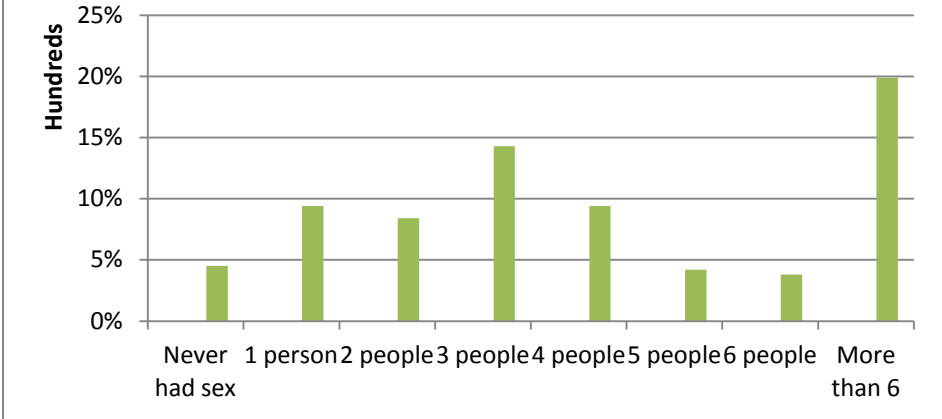


13.9% of TPP participants have had sexual intercourse for the first time before age 13. Note that participant responses may also include past experiences of sexual abuse.

NV = 6.1%

US = 5.9%

Lifetime Number of Sexual Partners (N= 212)

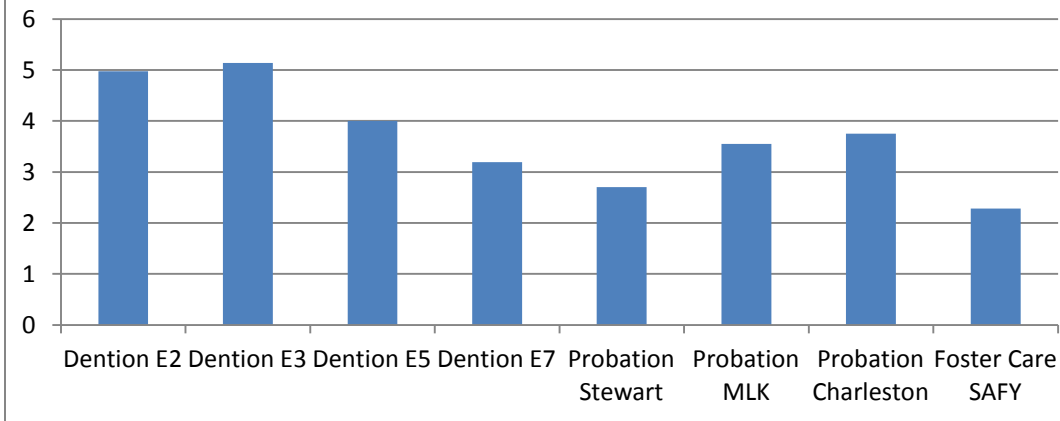


37.3% of TPP participants had sexual intercourse with four or more people during their life.

NV = 13.8%

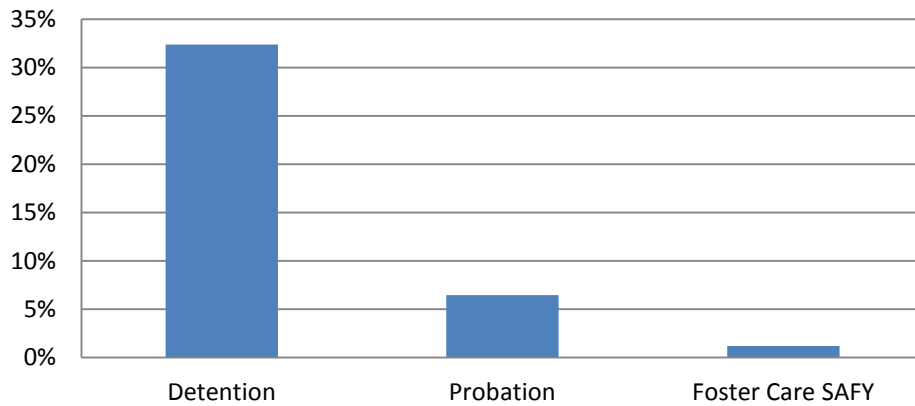
US = 14%

Mean Number of Lifetime Sexual Partners by Site (N=212)



On average, participants in the juvenile detention boys units report a higher number of partners than girls (E-5 – girls unit; Foster Care 63% girls). Youth in probation, particularly Latino males at Stewart Probation reported fewer partners.

Percentage Who Drank Alcohol or Used Drugs before Last Sex (N= 247)

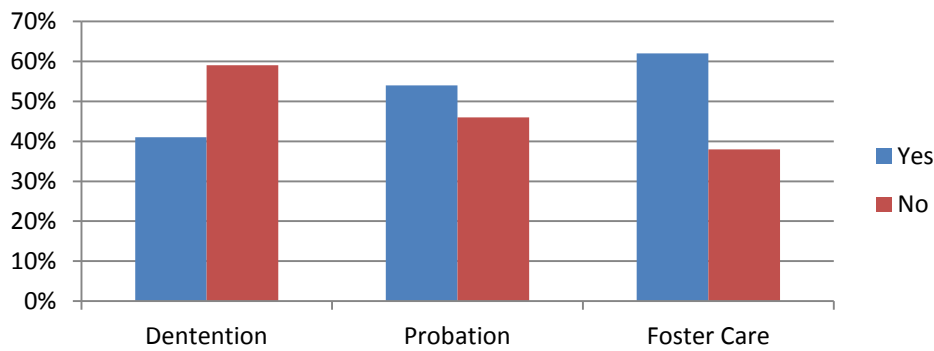


40% of TPP participants (99 of 247) used alcohol or drugs before last sex.

NV = 19.6%

US = 22.1%

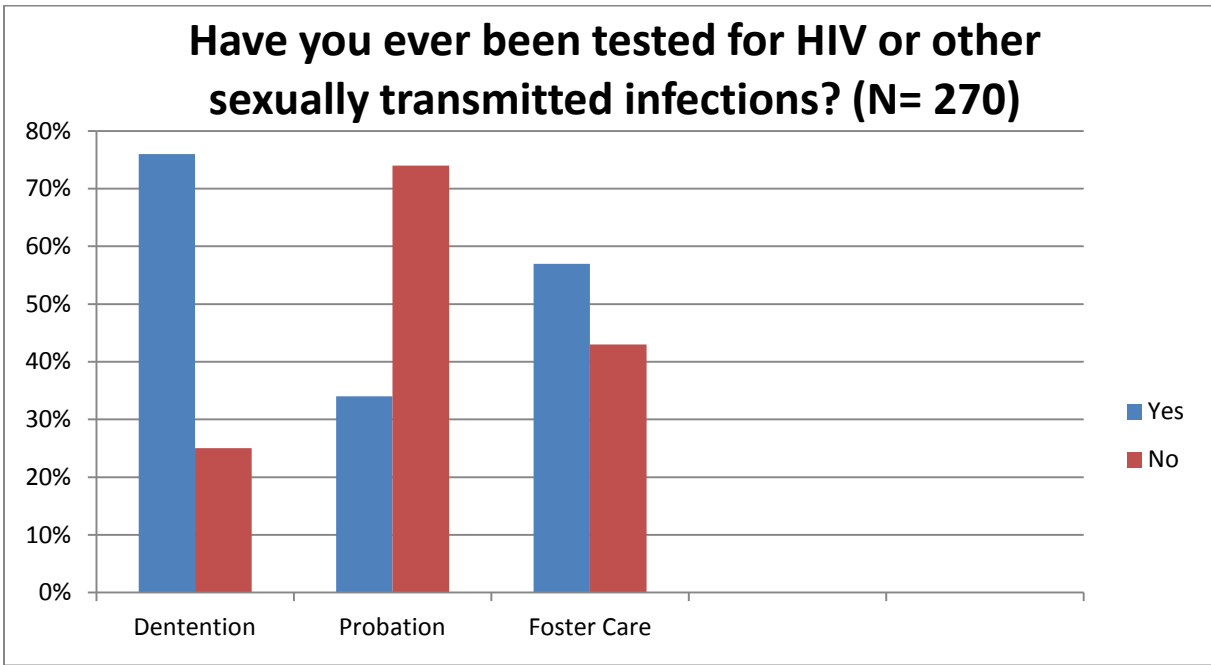
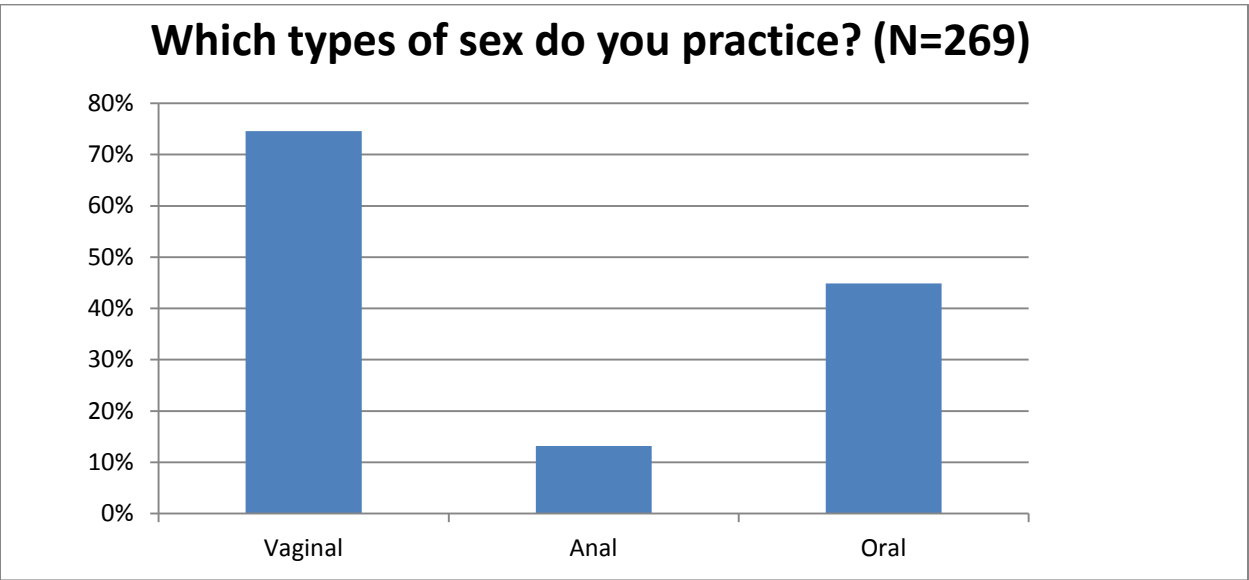
The last time you had sexual intercourse, did you or your partner use a condom? (N=241)



46% of TPP participants used a condom at last sexual intercourse.

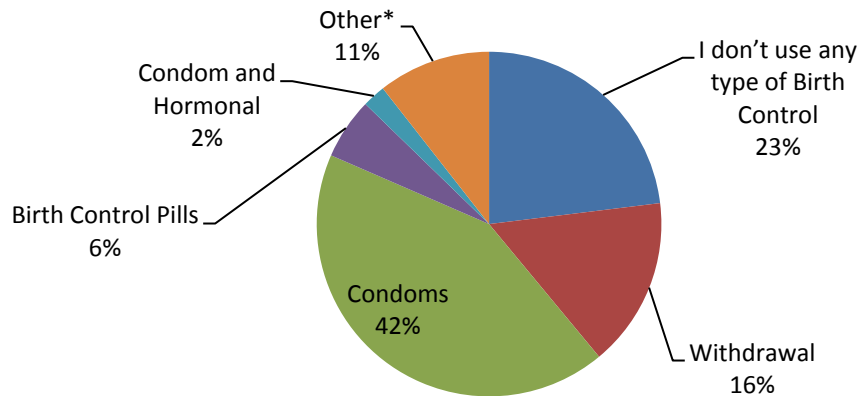
NV = 57.4%

US = 61%



Neither of the above questions were asked in the 2011 Nevada Youth Risk Behavior Survey. However, the evidence-based curricula used in the TPP program educate sexually active youth on the risks of sexual behaviors and the importance of testing. The curricula advocates abstinence as the only 100% way to prevent sexually transmitted infections, including HIV.

Types of Birth Control Methods Used Most Often To Prevent Pregnancy (N=220)



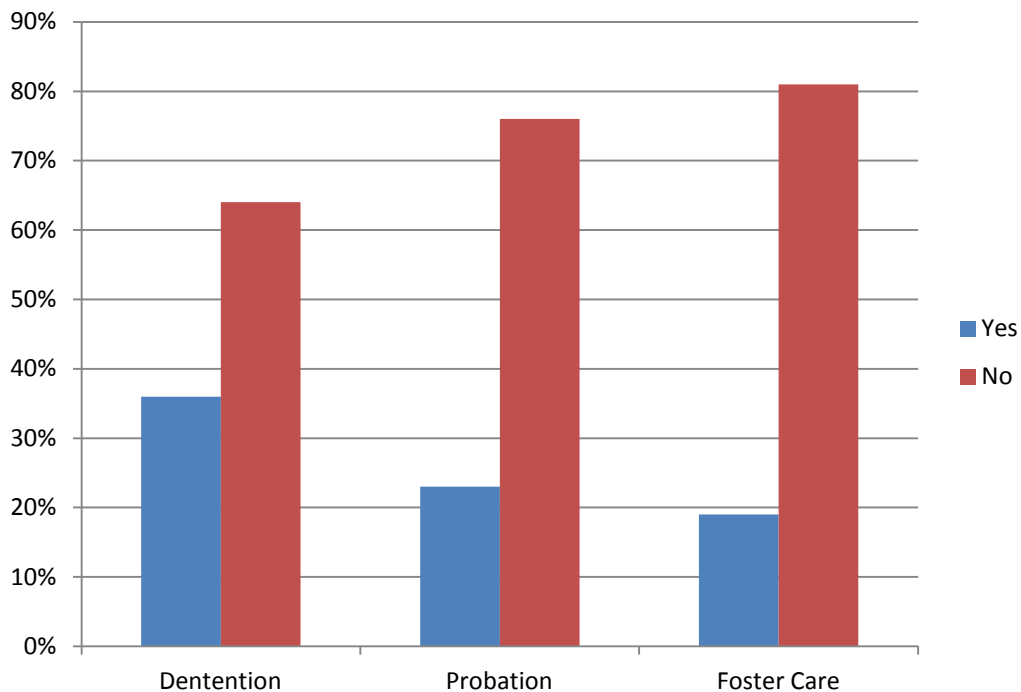
23% of sexually active TPP participants do not use any type of birth control.

NV Females = 19.4%

NV Males = 12.9%

*Other includes the Shot (Depo Provera), the Ring (NuvaRing), IUD (Mirena or Paragard), Plan B, or some other method.

To the best of your knowledge, have you ever been pregnant or gotten someone pregnant, even if no child was born? (N=215)



30.6% of TPP participants (66/215) have been or have gotten someone pregnant.

NV = 5.7%

US = N/A

OUTCOME EVALUATION