# Clark County, NV West Nile Virus Activity 2004 - present

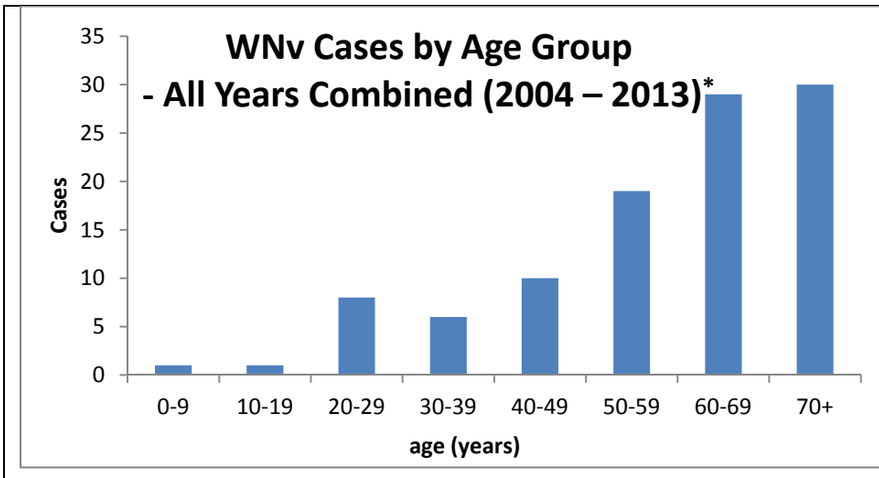


| Year | age <50 | age ≥50 | deaths |
|---|---|---|---|
| 2004 | 9 | 14 | 0 |
| 2005 | 2 | 6 | 0 |
| 2006 | 1 | 2 | 0 |
| 2007 | 2 | 2 | 1 |
| 2008 | 3 | 9 | 1 |
| 2009 | 5 | 21 | 0 |
| 2010 | 0 | 0 | 0 |
| 2011 | 1 | 10 | 1 |
| 2012 | 3 | 5 | 1 |
| 2013* | 0 | 9 | 1 |
| Total | 26 | 78 | 5 |

***through 10/1/2013**

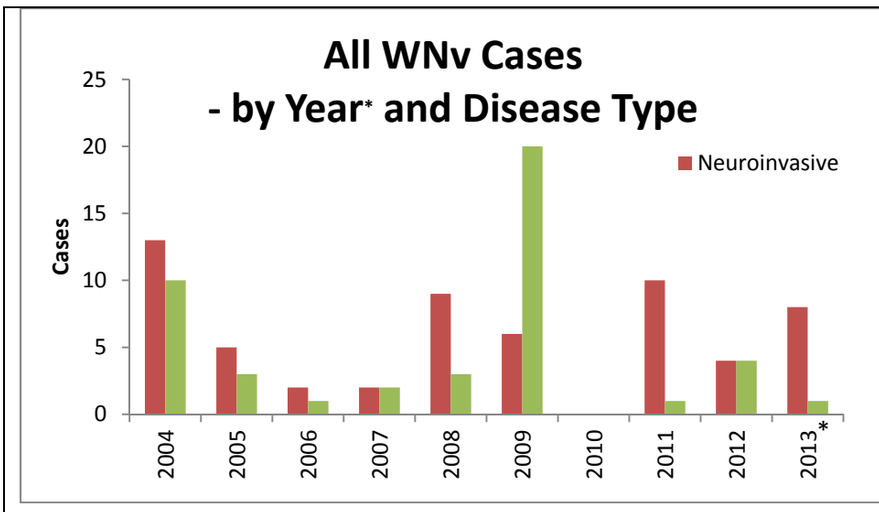


| Year | Neuro-invasive | Nonneuro-invasive |
|---|---|---|
| 2004 | 13 | 10 |
| 2005 | 5 | 3 |
| 2006 | 2 | 1 |
| 2007 | 2 | 2 |
| 2008 | 9 | 3 |
| 2009 | 6 | 20 |
| 2010 | 0 | 0 |
| 2011 | 10 | 1 |
| 2012 | 4 | 4 |
| 2013* | 8 | 1 |
| Total | 59 | 45 |

***through 10/1/2013**

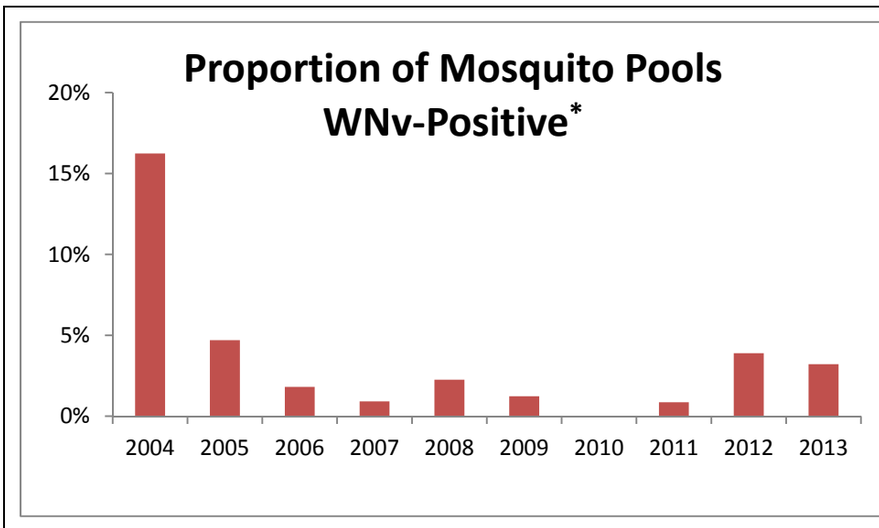


| Year | Mosquito pools tested | Positive mosquito pools |
|---|---|---|
| 2004 | 154 | 25 |
| 2005 | 1,256 | 59 |
| 2006 | 1,269 | 23 |
| 2007 | 1,096 | 10 |
| 2008 | 709 | 16 |
| 2009 | 1,137 | 14 |
| 2010 | 1,153 | 0 |
| 2011 | 1,046 | 9 |
| 2012 | 257 | 10 |
| 2013* | 405 | 13 |
| Total | 8,482 | 179 |

During 2004 – 2013, approximately 900 pools of mosquitoes were tested (comprised by nearly 20,000 individual mosquitoes) each year, of which about 2% contained evidence of West Nile virus.

***through 9/27/2013**

Southern Nevada Health District
Office of Epidemiology
PO Box 3902
Las Vegas, NV 89127-3902

Last updated 10/1/2013