

## Southern Nevada Weekly Influenza Surveillance Snapshot MMWR Week of May 21, 2017 to May 27, 2017

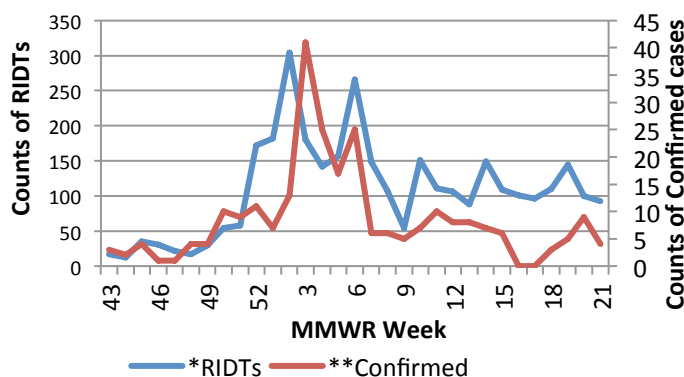
**Summary:** Influenza surveillance in Southern Nevada for the 2016/2017 season recorded an expected increase in cases up to a peak during week 2 and 3 of 2017. A subsequent gradual decrease was then noted through week 5 followed a sharp increase in week 6 then a significant decrease for the past 15 weeks. The total number of confirmed cases was 673 as of May 27, 2017. Compared to the previous season, there was a 5.5% increase in cases. Influenza A is the dominant type circulating locally (77.3%). Influenza B accounted for approximately 22.6%. No influenza-associated pediatric death occurred this season. SNHD has continued to update the public on the progression of the season and has encouraged the population to get vaccinated.

**Table 1: Influenza Report by Age Group, Clark County, NV (MMWR Week 40, 2016 to Week 21, 2017)**

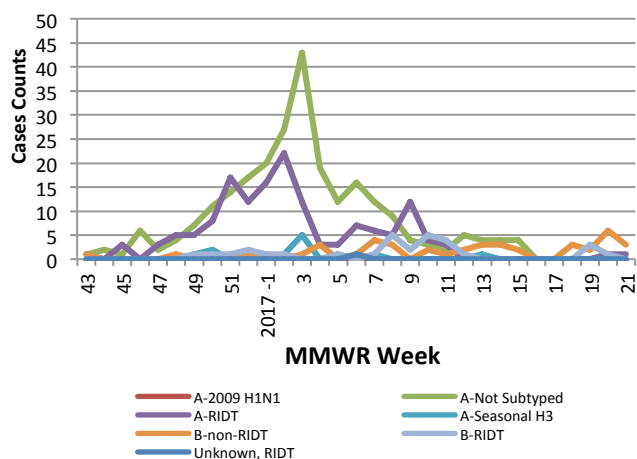
Age Group	Deaths	*Hosp.	Cases
0-4	0	45	112
05-24	0	47	140
25-49	1	72	98
50-64	1	88	108
65+	7	195	215
<b>Total</b>	<b>9</b>	<b>447</b>	<b>673</b>

\*Hosp.= Hospitalizations

**Figure 1: Weekly Variation of Influenza Cases by Test Type**  
(\*RIDTs:Rapid Influenza Diagnosis Test \*\*Confirmed by: PCR, Culture, Immunofluorescent DFA staining)



**Figure 2: Distribution of Cases by Virus Strain**

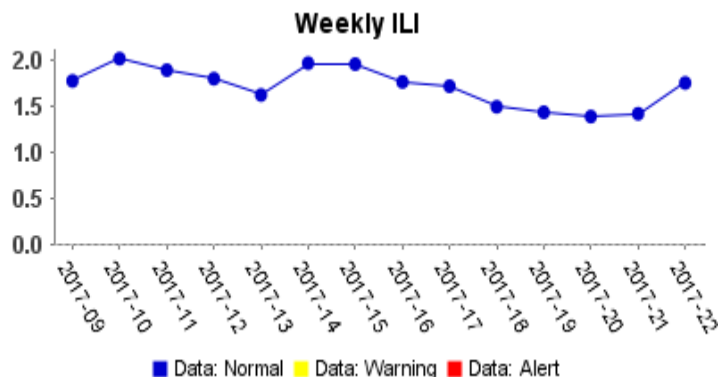


**Table 2: Influenza Report by virus strain (MMWR week 40, 2016 to Week 21, 2017)**

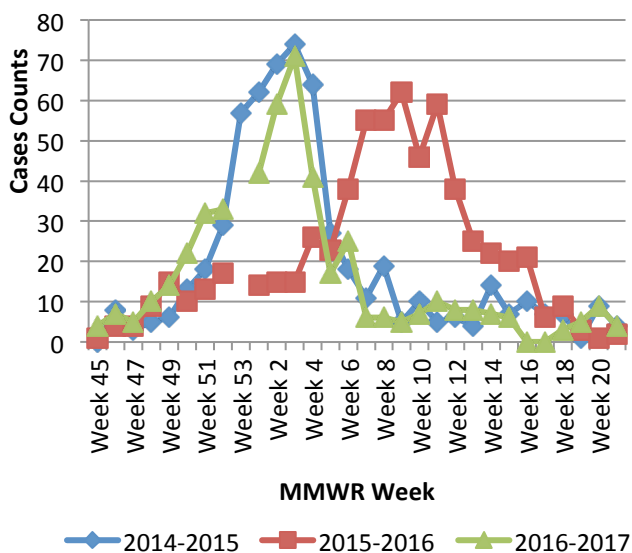
Influenza Type	Deaths	Hospitalizations	Cases
Influenza A (2009 H1N1)	0	3	4
Influenza A (not sub-typed)	2	179	300
Influenza A (RIDT)	5	169	196
Influenza A (seasonal H3)	1	4	20
Influenza B (non-RIDT)	0	30	90
Influenza B (RIDT)	0	61	62
Influenza (unknown type, RIDT)	1	1	1
<b>Total</b>	<b>9</b>	<b>447</b>	<b>673</b>

## Southern Nevada Weekly Influenza Surveillance Snapshot MMWR Week of May 21, 2017 to May 27, 2017

**Figure 3: Weekly Influenza-Like Illness variation**



**Figure 4: Seasonal Trends of Confirmed Cases of Influenza**



**Table 3: Influenza Report by Condition Type, Clark County, NV (MMWR Week 40, 2016 to Week 21, 2017)**

Condition	Deaths	*Hosp.	Cases
Influenza	9	447	673
Influenza A, Novel Virus	0	0	0
Influenza-associated death in person under 18	0	0	0
<b>Total</b>	<b>9</b>	<b>447</b>	<b>673</b>

\*Hosp.=Hospitalizations

**Figure 5: ILI Activity Level- 2016-17 Influenza Season Week 20 ending May 20, 2017**

<https://gis.cdc.gov/grasp/fluview/main.html>

