



Southern Nevada Weekly Influenza Surveillance Snapshot CDC Week 42, Oct 15, 2023 to Oct 21, 2023

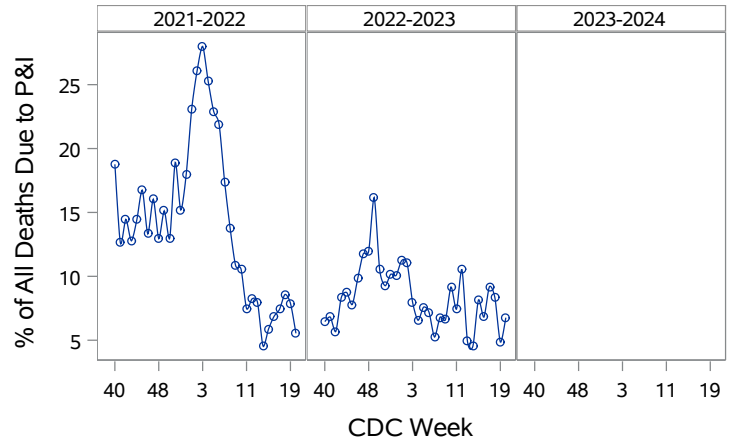
Summary:

Influenza surveillance for Clark County, Nevada includes data collected from local acute care hospitals and other healthcare providers. In Clark County, as of 10/21/2023, for the 2023 - 2024 influenza season, 14 influenza-associated hospitalizations and 0 deaths associated with influenza were reported. The percentage of emergency room (ER) and urgent care clinic visits for influenza-like illness [ILI (fever plus cough or sore throat)] remains at 3.6% in week 42. Influenza A has been the dominant type circulating. Two point three percent of patient visits reported through the U.S. Outpatient Influenza-like Illness Surveillance Network (ILINet) were due to respiratory illness that included ILI. This percentage was below the national baseline of 2.9%. Among 55 states/jurisdictions, the respiratory illness activity level in the state of Nevada remains minimal. Southern Nevada Health District will continue to update the public on the progression of the influenza season and encourage influenza vaccination for all persons 6 months of age and older without contraindications.

**Table 1: Influenza Report by Age Group, Clark County, NV
(CDC Week 40, 2023 to Week 42, 2023)**

Age Group	Deaths	Hospitalized
0-04	0	0
05-17	0	0
18-24	0	0
25-49	0	6
50-64	0	5
65+	0	3
Total Cases	0	14

**Figure 1: Percent of Clark County Deaths Registered with
Pneumonia and/or Influenza (P&I) by Week**



**Table 2: Influenza Report by Virus Strain, Clark County,
NV (CDC Week 40, 2023 to Week 42, 2023)**

Influenza Type	Deaths	Hospitalized
A (2009 H1N1)	0	2
A (RIDT)	0	1
A (not sub-typed)	0	10
B (non-RIDT)	0	1
Total Cases	0	14

**Figure 2: Distribution of Confirmed Cases* by Virus Strain,
Clark County, NV**

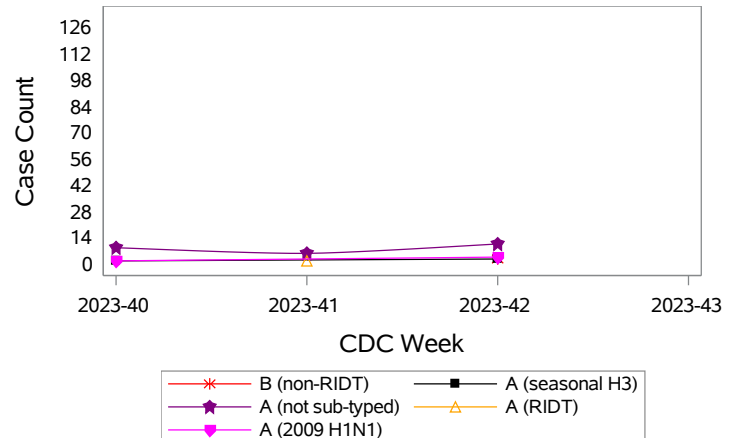


Figure 3: Weekly Proportion of Emergency Room and Urgent Care Clinic Visits for Influenza-Like Illness, Clark County, NV

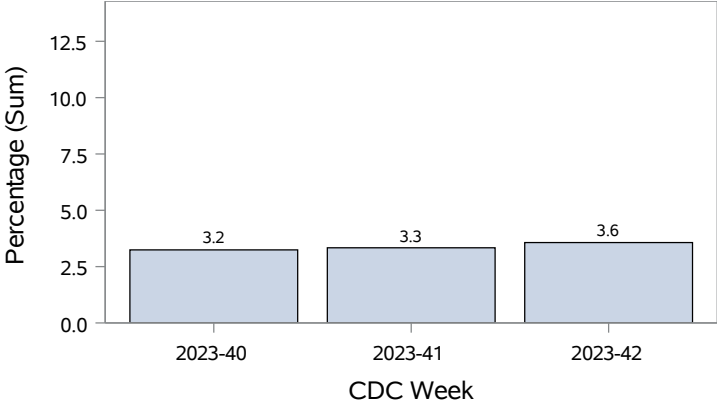


Figure 4: Age Distribution of Emergency Room and Urgent Care Clinic Visits for Influenza-Like Illness, Clark County, NV

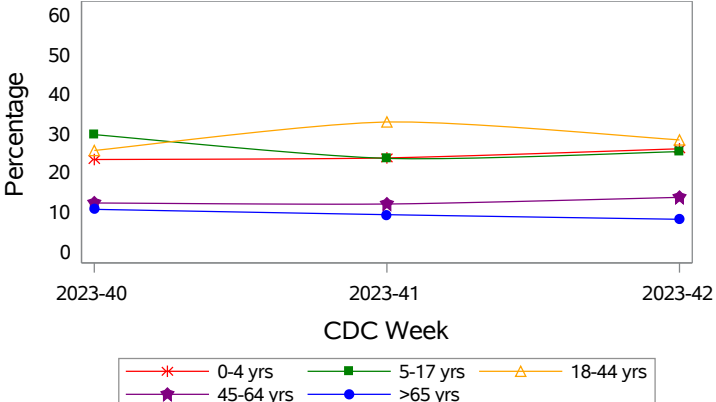
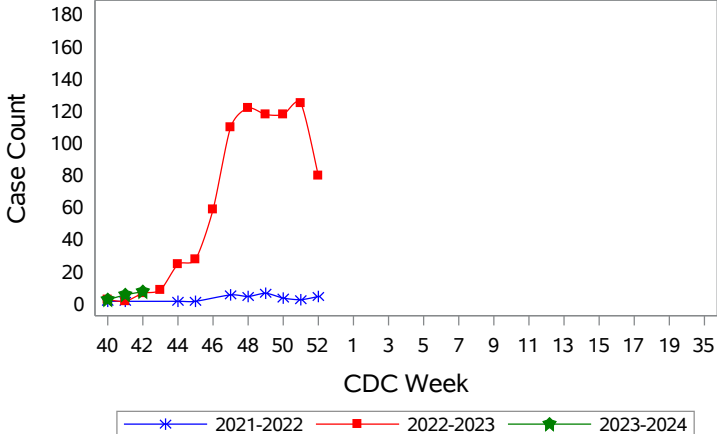


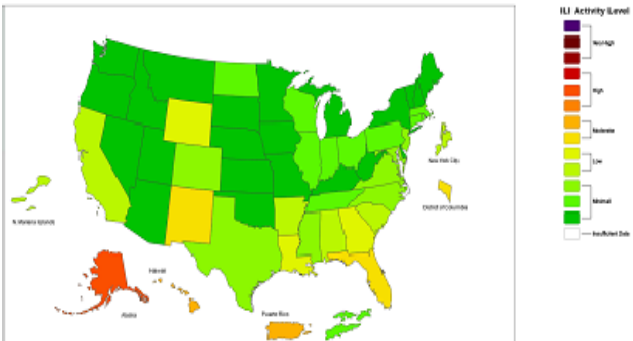
Figure 5: Seasonal Trends of Confirmed Cases of Influenza, Clark County, NV



Total Confirmed Cases*(Week 40 - 42):

2 (2021-2022) 9 (2022-2023) 14 (2023-2024)

Figure 6: National Outpatient Respiratory Illness Activity Level- 2022-2023 Influenza Season CDC Week 42 ending Oct 21, 2023



*Confirmed Cases= Laboratory confirmed by PCR, culture, immnofluorescent antibody staining (direct or indirect), IHC antigen staining, rapid influenza diagnostic tests (RIDTs) with hospitalizations for 24 hours or longer, or with deaths. This weekly report is only a reflection of the hospitalized cases and deaths reported for the current influenza season (Table 1 and Table 2). Number of total confirmed cases in Figure 5 includes number of hospitalization, deaths with hospitalization and deaths without hospitalization.

Note: The total number of confirmed cases presented in this report is subject to changes due to possible delays in reporting and processing. For additional information regarding SNHD influenza surveillance, please visit us at <http://southernnevadahealthdistrict.org/stats-reports/influenza-surveillance.php>.

Office of Epidemiology (OOE)
Sfurti Rathi, MPH, Epidemiologist