



## Southern Nevada Weekly Influenza Surveillance Snapshot CDC Week 46, Nov 11, 2018 to Nov 17, 2018

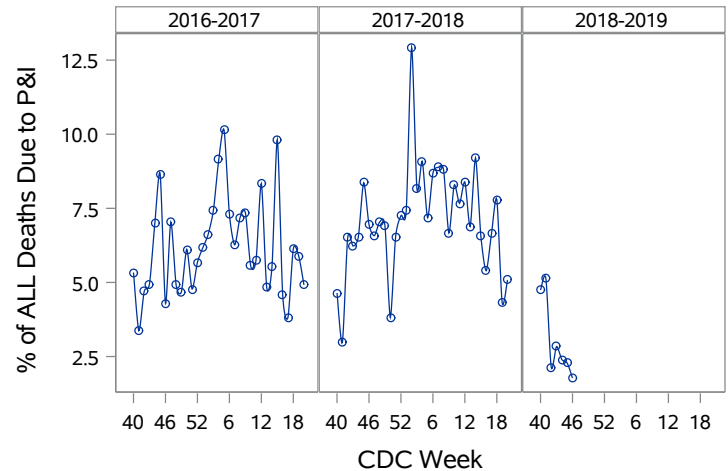
### Summary:

Influenza surveillance for Clark County, Nevada includes data collected from local acute care hospitals and other healthcare providers. During week 46, influenza activity remained low locally and nationally. In the state of Nevada, the geographic spread of influenza was sporadic, and the ILI activity level was minimal. In Clark County, as of 11/17/2018, twenty influenza-associated hospitalizations and zero influenza-associated deaths were reported. The proportion of emergency room (ER) and urgent care clinic visits for Influenza-Like Illness (ILI) was 2.1% in week 46 which was slightly lower than the proportion in week 45 (2.2%). Approximately 57% of area ER and urgent care clinic visits for ILI were children under 18 years of age. Southern Nevada Health District will continue to update the public on the progression of the season and encourage influenza vaccination for all persons 6 months of age and older.

**Table 1: Influenza Report by Age Group, Clark County, NV (CDC Week 40, 2018 to Week 46, 2018)**

Age Group	Deaths	Hospitalized	Confirmed Cases*
0-4	0	3	3
05-17	0	1	1
18-24	0	1	1
25-49	0	6	6
50-64	0	3	3
65+	0	6	6
Total Confirmed Cases	0	20	20

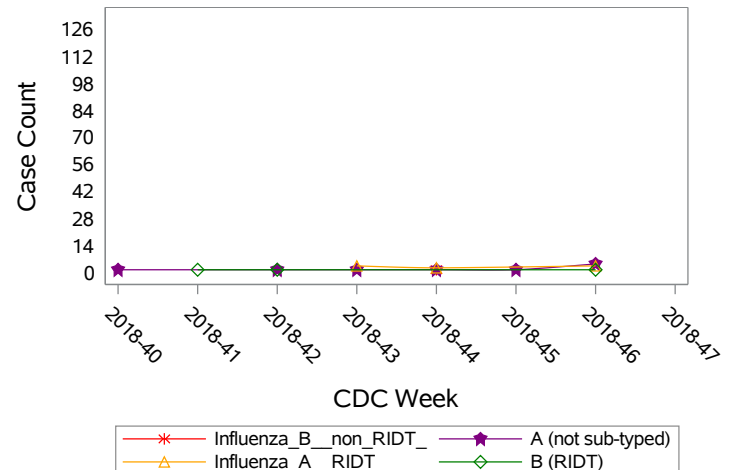
**Figure 1: Percent of Clark County Deaths Registered with Pneumonia and/or Influenza by Week**



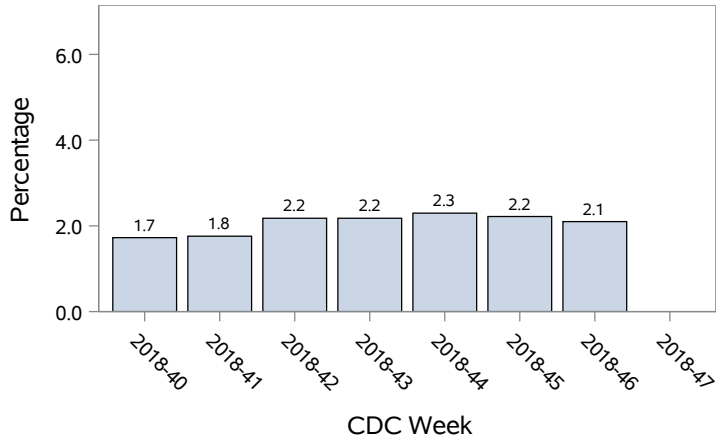
**Table 2: Influenza Report by Virus Strain, Clark County, NV (CDC Week 40, 2018 to Week 46, 2018)**

Influenza Type	Deaths	Hospitalized	Confirmed Cases*
A (RIDT)	0	7	7
A (not sub-typed)	0	9	9
B (RIDT)	0	3	3
B (non-RIDT)	0	1	1
Total Confirmed Cases	0	20	20

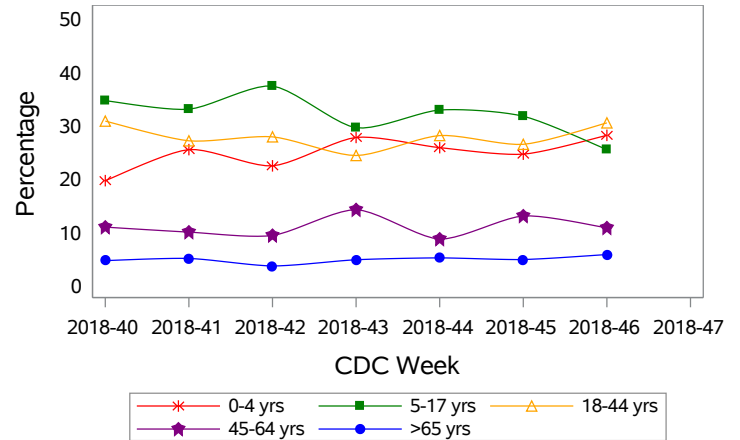
**Figure 2: Distribution of Confirmed Cases\* by Virus Strain, Clark County, NV**



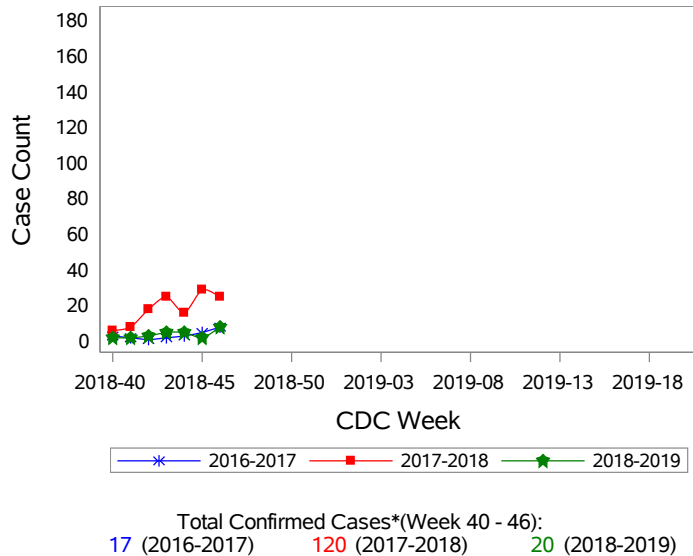
**Figure 3: Weekly Proportion of Emergency Room and Urgent Care Clinic Visits for Influenza-Like Illness, Clark County, NV**



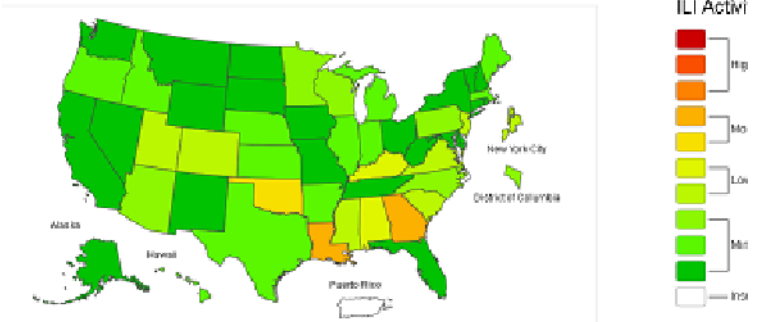
**Figure 4: Age Distribution of Emergency Room and Urgent Care Clinic Visits for Influenza-Like Illness, Clark County, NV**



**Figure 5: Seasonal Trends of Confirmed Cases of Influenza, Clark County, NV**



**Figure 6: National ILI Activity Level- 2018-2019 Influenza Season CDC Week 46 ending Nov 17, 2018**



\*Confirmed Cases= Laboratory confirmed by PCR, culture, immunofluorescent antibody staining (direct or indirect), IHC antigen staining, rapid influenza diagnostic tests (RIDTs) with hospitalizations for 24 hours or longer, or RIDTs with death.

Note: The total number of confirmed cases presented in this report is subject to changes due to possible delays in reporting and processing. For additional information regarding SNHD influenza surveillance, please visit us at <http://southernnevadahealthdistrict.org/stats-reports/influenza-surveillance.php>.

Office of Epidemiology and Disease Surveillance (OEDS)  
 Zuwen Qiu-Shultz, MPH, Epidemiologist