

## Southern Nevada Weekly Influenza Surveillance Snapshot MMWR Week of October 15, 2017 to October 21, 2017

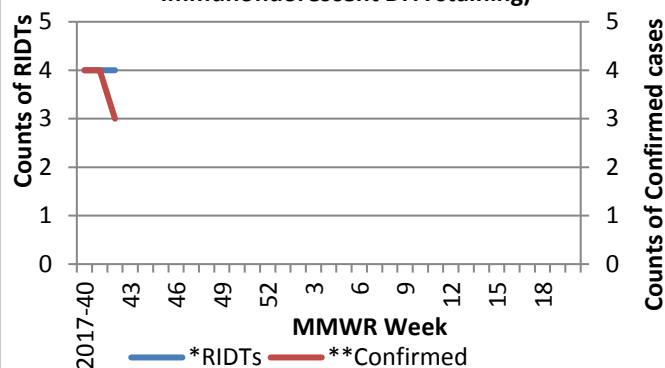
**Summary:** During Week 42 (October 15 – 21, 2017), influenza activity was low in Clark County, Nevada. The total number of confirmed cases in the season was 9 as of October 21, 2017. However, there was an increase of emergency room visit with Influenza-like Illness (ILI) in Week 42 than Week 41 (October 8 – 14, 2017). Influenza A is the dominant type circulating locally. No influenza-associated pediatric death occurred this season. SNHD will continue to update the public on the progression of the season and encourage the population to get vaccinated.

**Table 1: Influenza Report by Age Group, Clark County, NV (MMWR Week 40, 2017 to Week 42, 2017)**

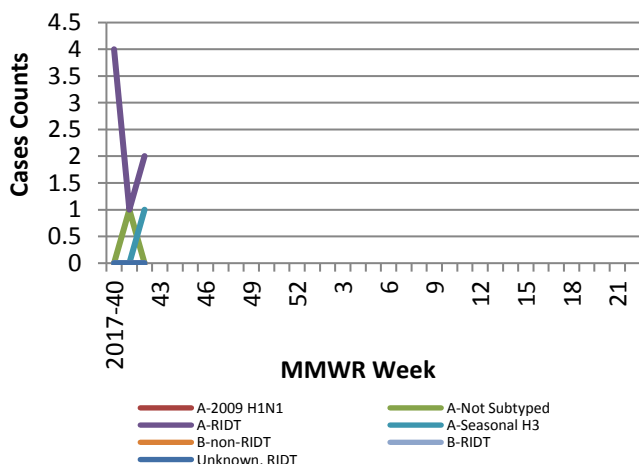
Age Group	Deaths	*Hosp.	Cases
0-4	0	0	0
05-24	0	0	0
25-49	0	3	3
50-64	0	0	0
65+	0	5	6
Total	0	8	9

\*Hosp.= Hospitalizations

**Figure 1: Weekly Variation of Influenza Cases by Test Type (\*RIDTs:Rapid Influenza Diagnosis Test \*\*Confirmed by: PCR, Culture, Immunofluorescent DFA staining)**



**Figure 2: Distribution of Cases by Virus Strain**

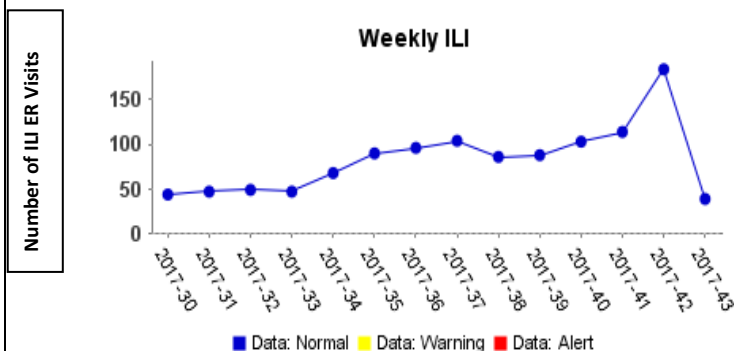


**Table 2: Influenza Report by Virus Strain (MMWR week 40, 2017 to Week 42, 2017)**

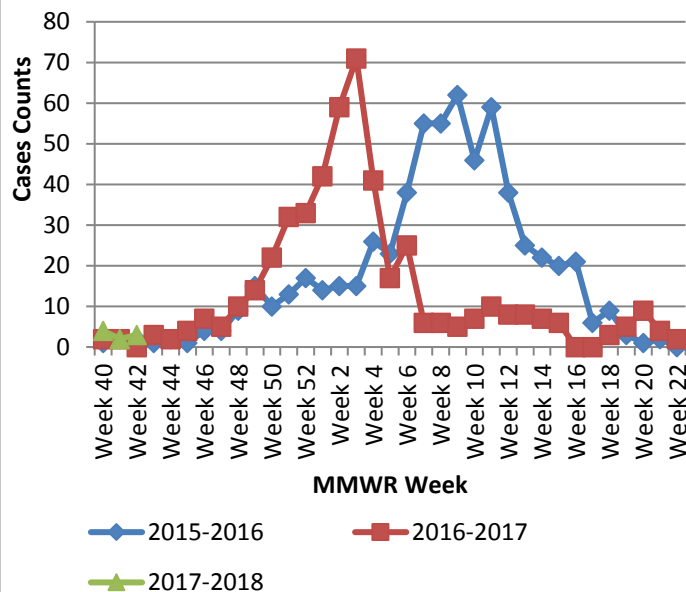
Influenza Type	Deaths	Hospitalizations	Cases
Influenza A (2009 H1N1)	0	0	0
Influenza A (not sub-typed)	0	1	1
Influenza A (RIDT)	0	7	7
Influenza A (seasonal H3)	0	0	1
Influenza B (non-RIDT)	0	0	0
Influenza B (RIDT)	0	0	0
Influenza (unknown type, RIDT)	0	0	0
<b>Total</b>	<b>0</b>	<b>8</b>	<b>9</b>

## Southern Nevada Weekly Influenza Surveillance Snapshot MMWR Week of October 15, 2017 to October 21, 2017

**Figure 3: Weekly Influenza-Like Illness (ILI) variation**



**Figure 4: Seasonal Trends of Confirmed Cases of Influenza**



**Table 3: Influenza Report by Condition Type, Clark County, NV (MMWR Week 40, 2017 to Week 42, 2017)**

Condition	Deaths	*Hosp.	Cases
Influenza	0	8	9
<b>Total</b>	<b>0</b>	<b>8</b>	<b>9</b>

\*Hosp.=Hospitalizations

**Figure 5: ILI Activity Level- 2017-18 Influenza Season Week 41 ending October 14, 2017**  
<https://gis.cdc.gov/grasp/fluview/main.html>

