



**Southern Nevada Weekly Influenza  
Surveillance Snapshot  
CDC Week 12, March 18, 2018 to March 24, 2018**

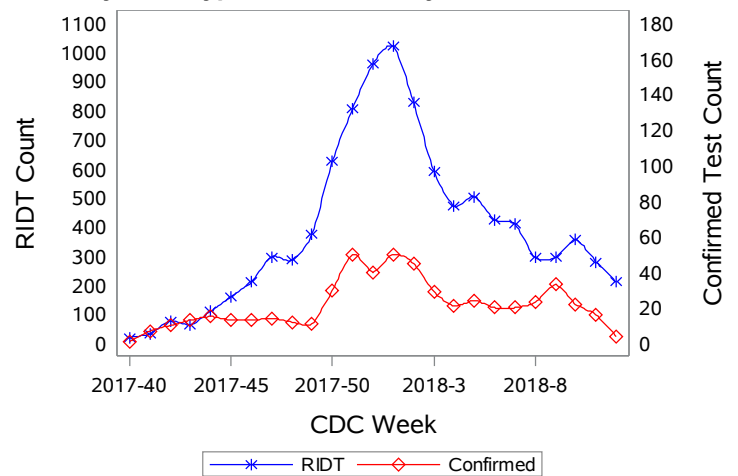
**Summary:**

Influenza surveillance for Clark County, Nevada includes data collected from 15 local hospital emergency rooms and 69 healthcare providers. During week 12, the influenza activity decreased in the United States and remained at the minimal level in the state of Nevada. In Clark County, as of 3/24/2018, the total number of confirmed cases of influenza during the season was 1251 with 50% being age 65 and older, and the proportion of emergency room (ER) visits for Influenza-like Illness (ILI) increased from 3.7% in week 11 to 4% in week 12. Approximately 54% of area ER visits for ILI were children under 18 years of age. Influenza B was the dominant type circulating in Week 12. Twenty-six influenza-associated deaths, including 3 deaths of children under age 18, occurred this season in Clark County. Southern Nevada Health District will continue to update the public on the progression of the season and encourage influenza vaccination for all persons 6 months of age and older.

**Table 1: Influenza Report by Age Group, Clark County, NV (CDC Week 40, 2017 to Week 12, 2018)**

Age Group	Deaths	Hospitalized	Confirmed Cases*
0-4	1	44	75
05-17	2	30	97
18-24	1	30	34
25-49	1	112	179
50-64	6	172	240
65+	15	532	626
Total Confirmed Cases	26	920	1251

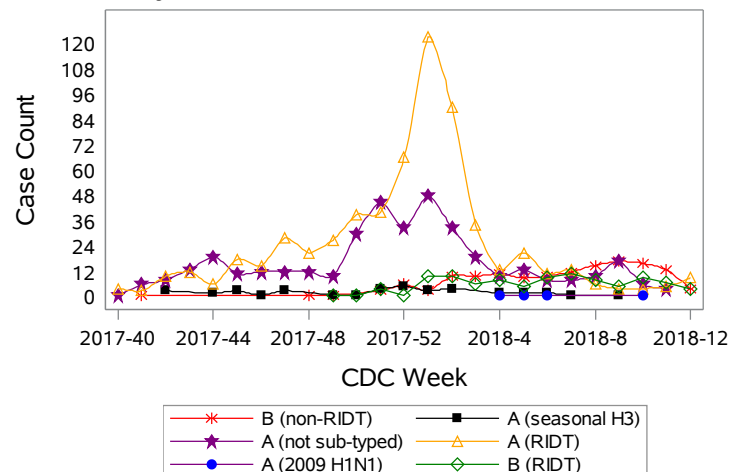
**Figure 1: Weekly Count of Reported Positive Influenza Tests by Test Type\*\*, Clark County, NV**



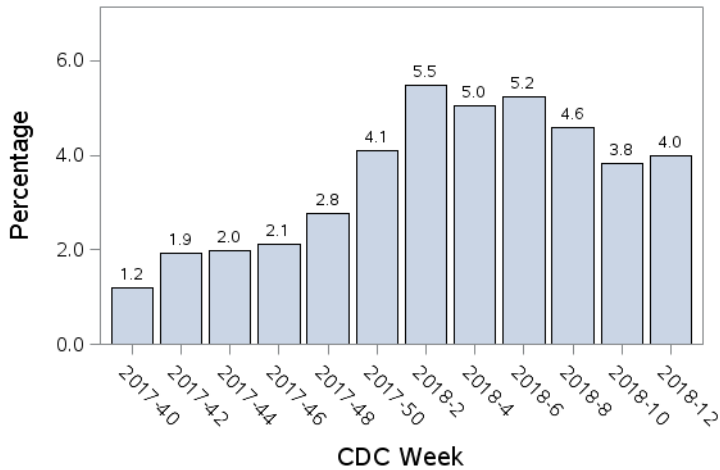
**Table 2: Influenza Report by Virus Strain, Clark County, NV (CDC Week 40, 2017 to Week 12, 2018)**

Influenza Type	Deaths	Hospitalized	Confirmed Cases*
A (2009 H1N1)	0	3	4
A (RIDT)	14	614	614
A (not sub-typed)	2	156	363
A (seasonal H3)	4	22	36
B (RIDT)	1	98	98
B (non-RIDT)	5	27	136
Total Confirmed Cases	26	920	1251

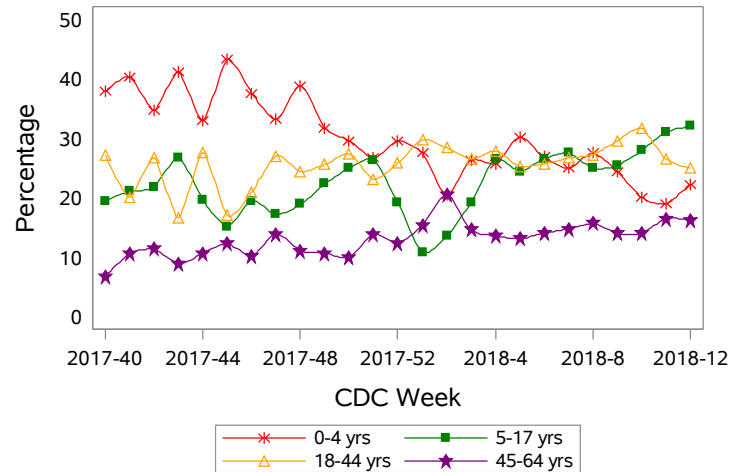
**Figure 2: Distribution of Confirmed Cases\* by Virus Strain, Clark County, NV**



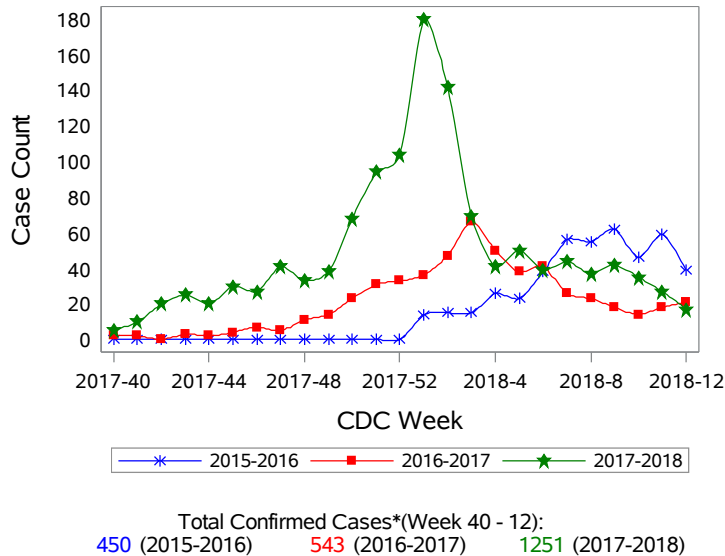
**Figure 3: Weekly Percentage of Emergency Room Visits for Influenza-Like Illness, Clark County, NV**



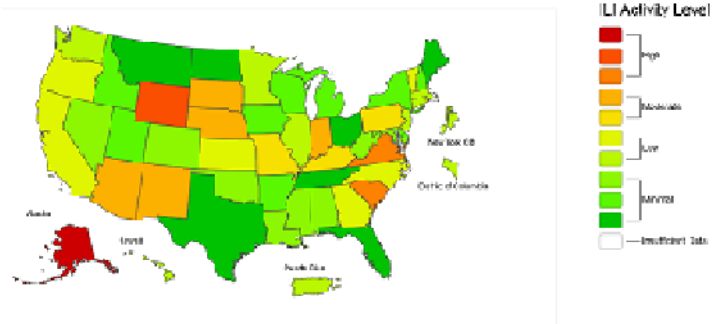
**Figure 4: Age Distribution of Emergency Room Visits for Influenza-Like Illness, Clark County, NV**



**Figure 5: Seasonal Trends of Confirmed Cases of Influenza, Clark County, NV**



**Figure 6: National ILI Activity Level- 2017-2018 Influenza Season CDC Week 12 ending March 24, 2018**



\*Confirmed Cases= Laboratory confirmed by PCR, culture, immunofluorescent DFA antigen staining, IHC staining, rapid influenza diagnostic tests (RIDTs) with hospitalizations for 24 hours or longer, or RIDTs with death.

\*\*Test Type-RIDT: Rapid Influenza Diagnostic Test.

Test Type- Confirmed: PCR; Culture; Immunofluorescence, Direct (DFA) or Indirect (IFA) Florescent Antibody Staining; and Immunohistochemical (IHC)staining.

Note: The total number of confirmed cases presented in this report is subject to changes due to possible delays in reporting and processing.

For additional information regarding SNHD influenza surveillance, please visit us at

<http://southernnevadahealthdistrict.org/stats-reports/influenza-surveillance.php>.

Office of Epidemiology and Disease Surveillance (OEDS)  
 Zuwen Qiu-Shultz, MPH, Epidemiologist