



Southern Nevada Weekly Influenza Surveillance Snapshot CDC Week 4, Jan 21, 2018 to Jan 27, 2018

Summary:

Influenza surveillance for Clark County, Nevada includes data collected from 15 local hospital emergency rooms and 65 healthcare providers. During week 4, the influenza activity increased in the United States and Nevada was one of 42 states experienced high influenza-like illness (ILI) activity. In Clark County, as of 1/27/2018, the total number of confirmed cases of influenza during the season was 878, the proportion of emergency room (ER) visits for Influenza-like Illness (ILI) increased from 4.4% in week 3 to 5.1% in week 4. Approximately 53% of area ER visits for ILI were children under 18 years of age. Influenza A was the dominant type circulating. Eighteen influenza-associated deaths including 3 deaths of children under age 18 occurred this season in Clark County. Southern Nevada Health District will continue to update the public on the progression of the season and encourage influenza vaccination for all persons 6 months of age and older.

Table 1: Influenza Report by Age Group, Clark County, NV (CDC Week 40, 2017 to Week 4, 2018)

Age Group	Deaths	Hospitalized	Confirmed Cases*
0-4	1	24	32
05-17	2	20	41
18-24	1	24	29
25-49	1	81	124
50-64	3	131	173
65+	10	414	479
Total	18	694	878

Figure 1: Weekly Count of Reported Positive Influenza Tests by Test Type, Clark County, NV**

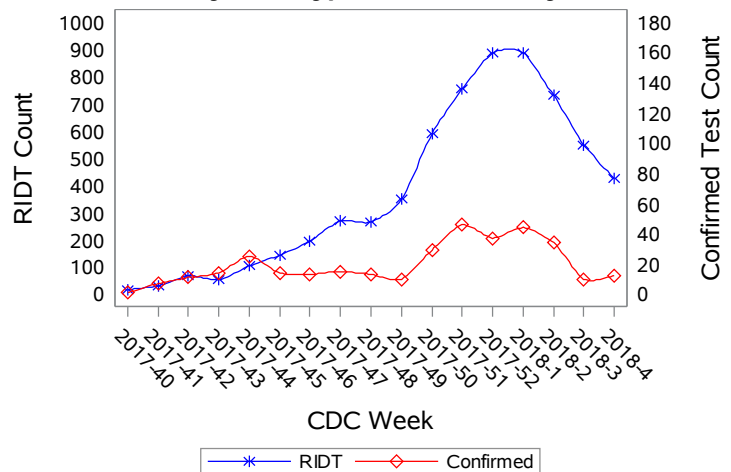


Table 2: Influenza Report by Virus Strain, Clark County, NV (CDC Week 40, 2017 to Week 4, 2018)

Influenza Type	Hospitalized	Deaths	Confirmed Cases*
A (RIDT)	526	11	527
A (not sub-typed)	110	2	256
A (seasonal H3)	17	3	28
B (RIDT)	36	1	36
B (non-RIDT)	5	1	31
Total Confirmed Cases	694	18	878

Figure 2: Distribution of Confirmed Cases* by Virus Strain, Clark County, NV

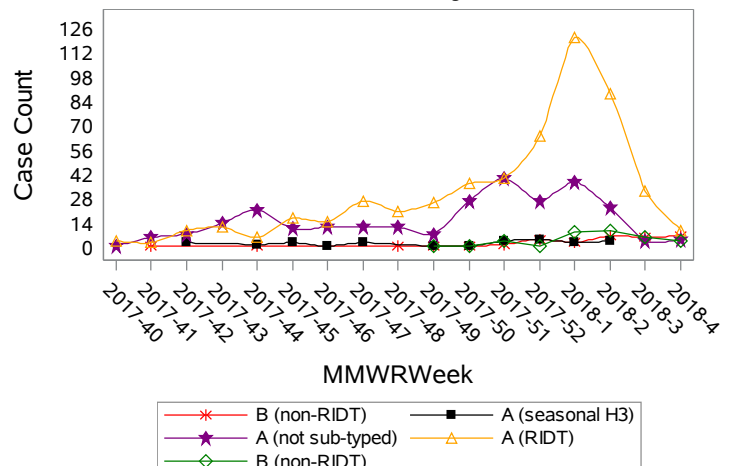


Figure 3: Weekly Percentage of Emergency Room Visits for Influenza-Like Illness, Clark County, NV

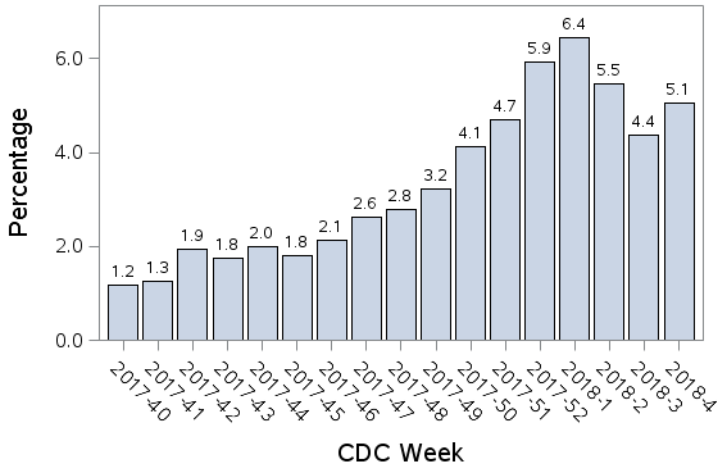


Figure 4: Age Distribution of Emergency Room Visits for Influenza-Like Illness, Clark County, NV

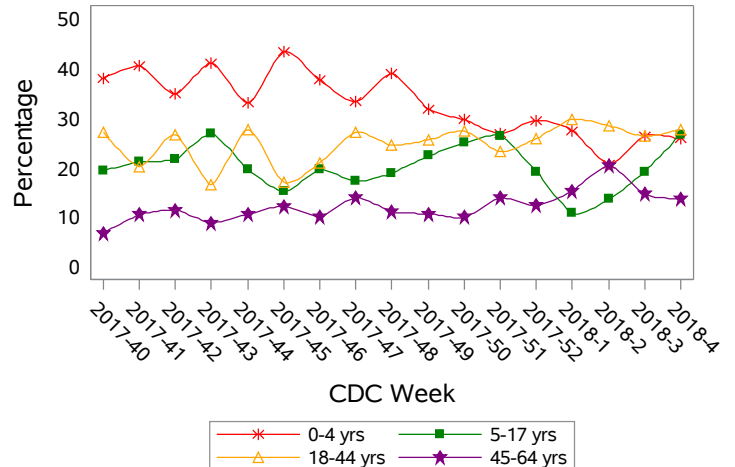
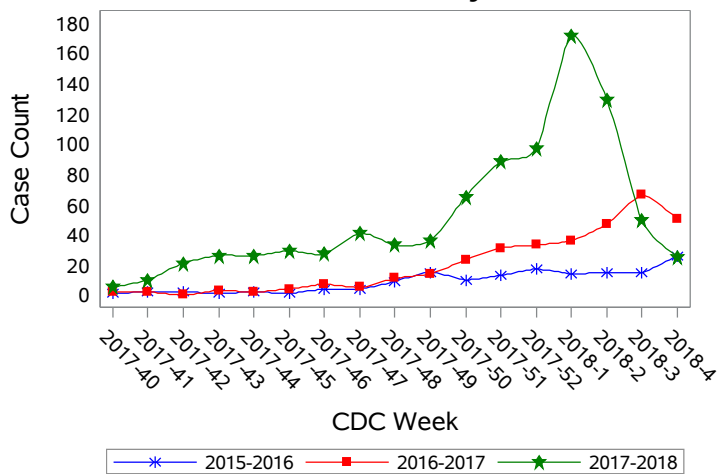
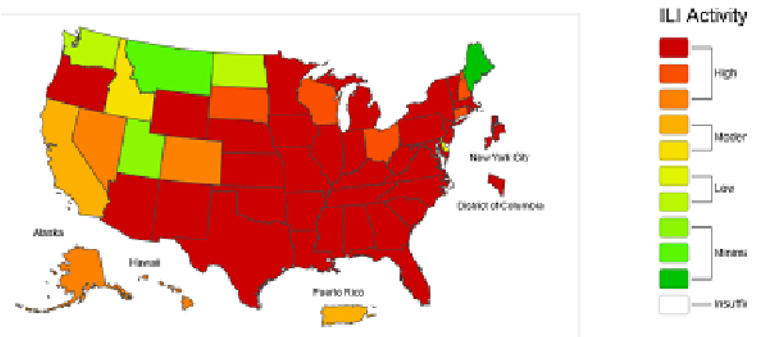


Figure 5: Seasonal Trends of Confirmed Cases of Influenza, Clark County, NV



Total Confirmed Cases*(Week 40 - 4):
 151 (2015-2016) 336 (2016-2017) 878 (2017-2018)

Figure 6: National ILI Activity Level- 2017-2018 Influenza Season CDC Week 4 ending Jan 27, 2018



*Confirmed Cases= Laboratory confirmed by PCR, culture, immunofluorescent DFA antigen staining, IHC staining, rapid influenza diagnostic tests (RIDTs) with hospitalizations for 24 hours or longer, or RIDTs with death.

**Test Type-RIDT: Rapid Influenza Diagnostic Test.

Test Type- Confirmed: PCR, Culture, Immunofluorescent DFA Staining.

Note: The total number of confirmed cases presented in this report is subject to changes due to possible delays in reporting and processing.

For additional information regarding SNHD influenza surveillance, please visit us at

<http://southernnevadahealthdistrict.org/stats-reports/influenza-surveillance.php>.

Office of Epidemiology and Disease Surveillance (OEDS)
 Zuwen Qiu-Shultz, MPH, Epidemiologist