



Fiscal Year Ending
June 30, 2017

**SOUTHERN NEVADA HEALTH DISTRICT
2016/17 BUDGET**

TABLE OF CONTENTS

	<u>Page No.</u>
Summary – All Funds	1
Combined General and Special Revenue Funds	
Fund Balance.....	2
Revenues by Source	3
Expenditures – Comparison by Category.....	4
Expenditures – Comparison by Division.....	5
General Fund	
General Fund Revenues.....	6
Division Details.....	7
General Fund Expenditures.....	11
Special Revenues Funds	
Special Revenue Funds Revenues.....	13
Special Revenue Funds Expenditures	14
Bond Reserve Fund Summary	15
Capital Reserve Fund Summary.....	16
Southern Nevada Public Health Laboratory Summary	17
Liability Reserve Fund Summary.....	18
Submitted to Clark County, Nevada	
Schedule B	19
Public Notice	
Affidavit of Publication	26
Publication.....	27

**SOUTHERN NEVADA HEALTH DISTRICT
2016/17 BUDGET
SUMMARY - ALL FUNDS**

	<u>Beginning Balance</u>			<u>Ending Balance</u>	
	<u>July 1, 2016</u>	<u>Revenues</u>	<u>Expenditures</u>	<u>Transfers</u>	<u>June 30, 2017</u>
GENERAL FUND-Unassigned	\$16,511,494	\$50,817,742	\$(41,005,418)	\$(9,193,595)	\$ 17,130,223
SPECIAL REVENUE FUNDS					
Federal Grant Funds	-	5,450,151	(6,890,711)	1,440,560	-
Federal Pass-thru Grant Funds	-	10,575,722	(14,121,503)	3,545,781	-
State Grant Funds	-	1,669,939	(2,213,633)	543,694	-
Other Grant Funds	-	1,000	(1,363)	363	-
CAPITAL PROJECT FUNDS					
Building Reserve Fund	69,032	5,000	(225,000)	1,350,639	1,199,671
Capital Project Fund	4,371,636	35,000	(2,180,000)	-	2,226,636
PROPRIETARY FUND					
Laboratory Fund (less depreciation)	-	-	(2,312,558)	2,312,558	-
INTERNAL SERVICE FUND					
Insurance Liability Fund	606,365	5,300	(216,000)	-	395,665
GRAND TOTAL	\$21,558,527	\$68,559,854	\$(69,166,186)	\$ -	\$ 20,952,195

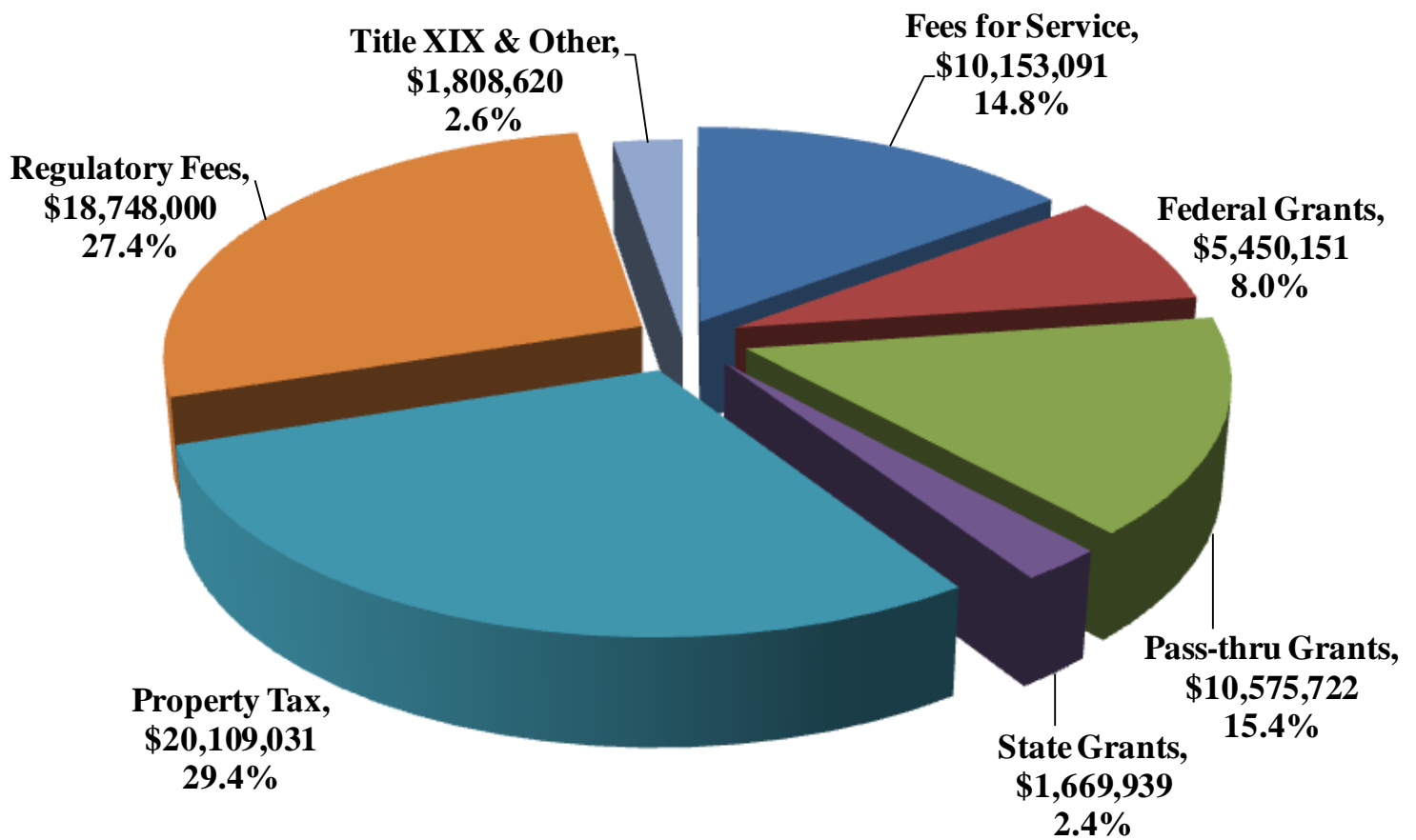
**Combined
General Fund
and
Special Revenue Funds**

SOUTHERN NEVADA HEALTH DISTRICT
2016/17
COMBINED FUND BALANCE - GENERAL AND SPECIAL REVENUE FUNDS

	2014/15 <u>Actual</u>	2015/16 <u>Adopted</u>	2015/16 <u>Estimated</u>	2016/17 <u>Adopted</u>
Beginning Fund Balance	\$ 13,577,062	\$ 10,566,501	\$ 15,412,928	\$ 16,511,494
Revenues	63,555,526	67,205,378	68,627,337	68,514,554
Expenditures	(59,369,021)	(65,637,434)	(64,160,307)	(64,232,628)
Other Financing Sources (Uses)				
Transfer from Grant Funds	-	4,212,831	6,193,705	5,530,398
Transfer from Proprietary Fund	-	556,950	-	-
Transfer to General Fund	-	(4,212,831)	(5,901,477)	(5,285,452)
Transfer to Grant Funds	-	-	(33,764)	-
Transfer to Liability Reserve Fund	-	(100,400)	-	-
Transfer to Bldg Reserve Fund	(1,350,639)	(1,350,639)	(2,350,639)	(1,350,639)
Transfer to Proprietary Fund	-	(1,783,633)	(1,276,289)	(2,557,504)
Change in Fund Balance	2,835,866	(1,109,778)	1,098,566	618,729
Restricted Emergency Fund Balance	1,000,000	1,000,000	1,000,000	1,000,000
Ending Fund Balance	\$ 15,412,928	\$ 9,456,723	\$ 16,511,494	\$ 17,130,223
	25.96%	14.41%	25.73%	26.67%

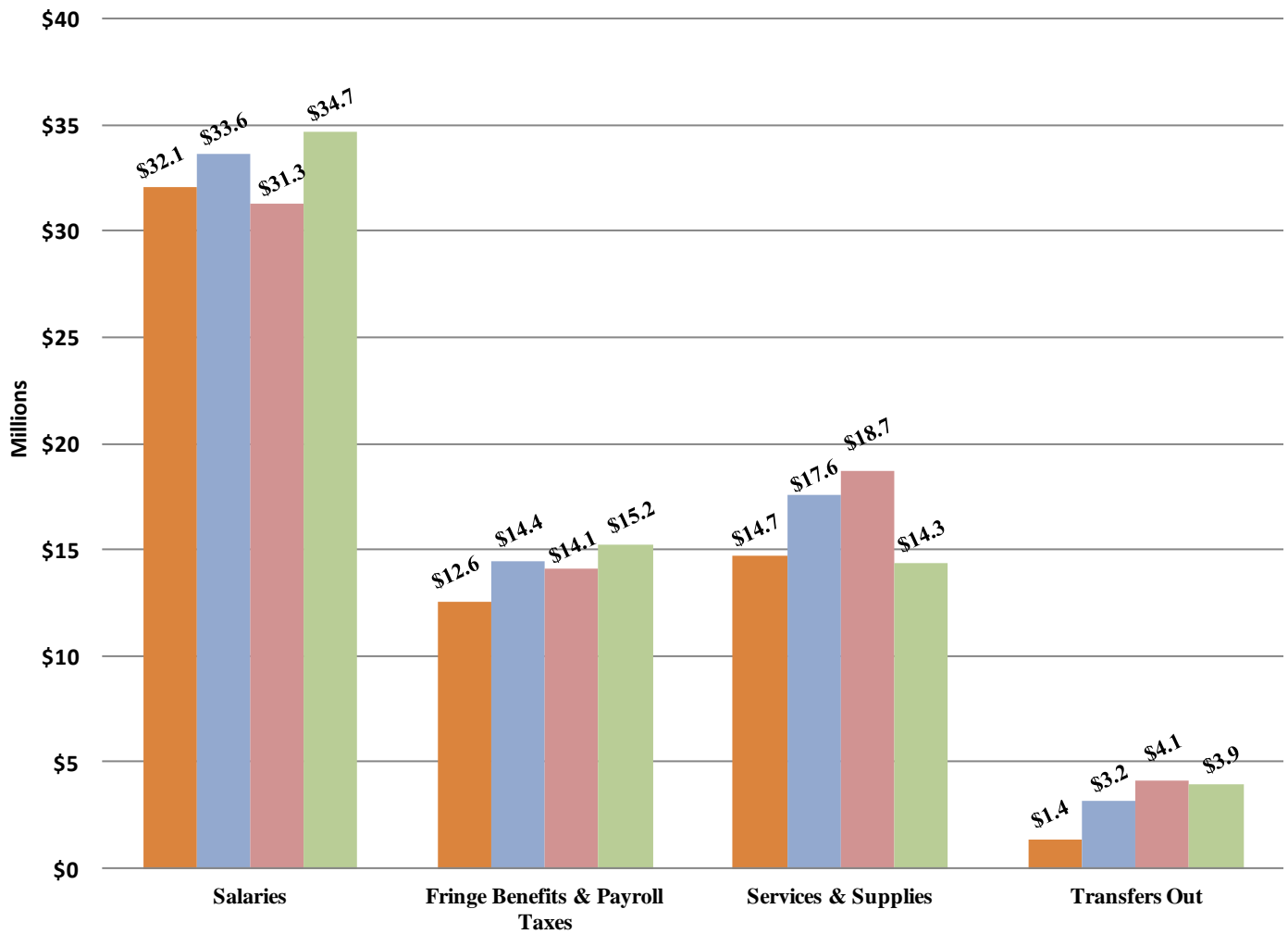
Board appropriate level of Unassigned Fund Balance is 10% (action Nov. 2014)

**Southern Nevada Health District
2016/17 Revenues by Source
\$68,514,554**



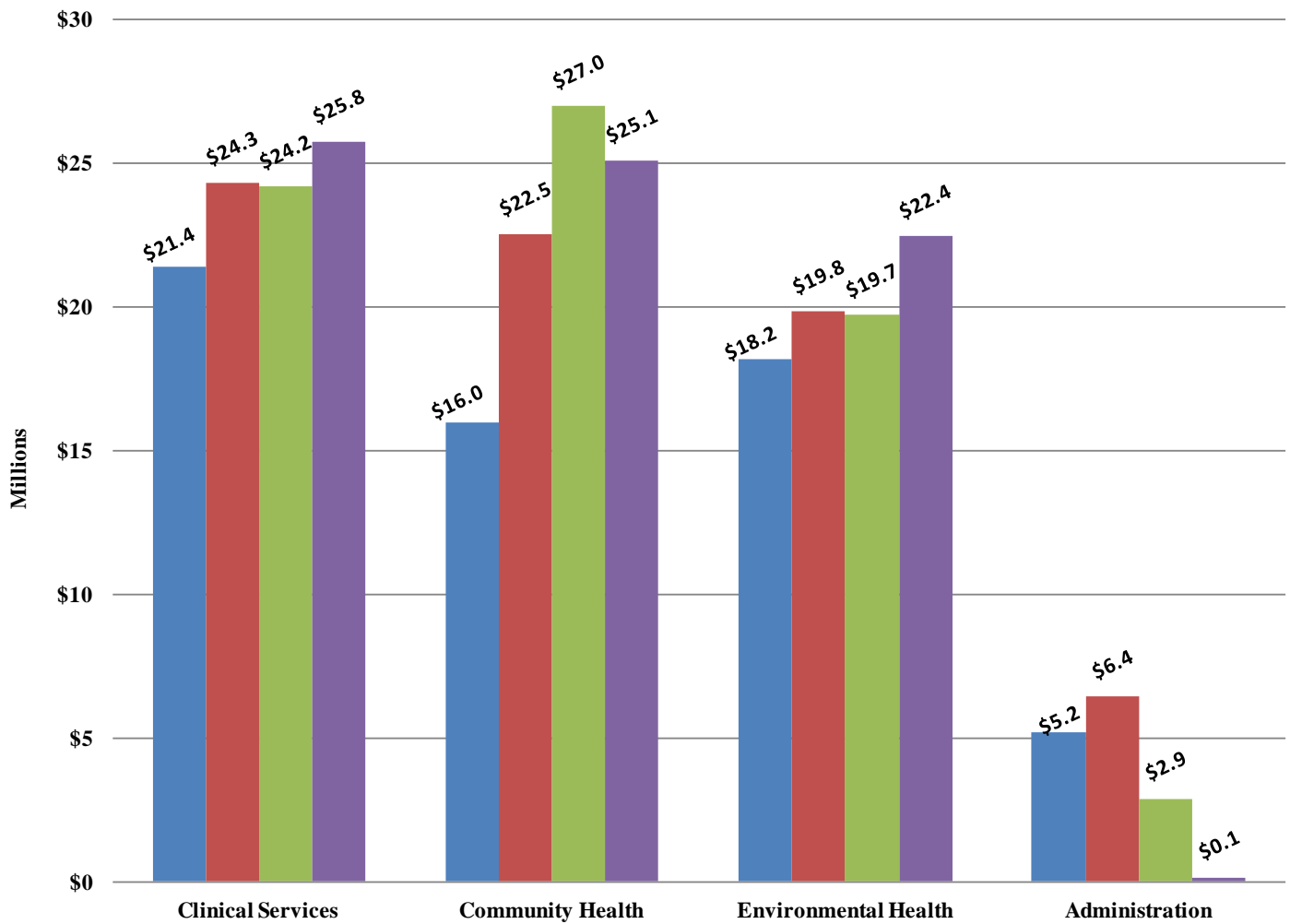
Southern Nevada Health District Comparison by Category General and Special Revenue Funds

- 2014/15 Actual
- 2015/16 Original
- 2015/16 Estimated
- 2016/17 Adopted



Southern Nevada Health District Comparison by Division General and Special Revenue Funds

- 2014/15 Actual
- 2015/16 Original
- 2015/16 Estimated
- 2016/17 Adopted



General Fund

**SOUTHERN NEVADA HEALTH DISTRICT
2016/17 BUDGET
GENERAL FUND**

ALL DIVISIONS

REVENUES	2014/15	2015/16		2016/17
Description	Actual	Original	Estimated	Adopted
Contract Services	\$ 174,036	\$ 172,235	\$ 75,680	\$ 75,680
Fees for Service	8,848,218	8,739,648	9,925,836	10,153,091
General Receipts	396,802	205,500	268,662	264,200
Grants				
Federal Grants	3,397,166	-	-	-
Federal Pass-thru Grants	10,756,461	-	-	-
State Grants	1,525,885	-	-	-
Other Grants	86,897	-	-	-
Total Grants	15,766,409	-	-	-
Property Tax	18,916,517	19,738,151	19,738,151	20,109,031
Regulatory Revenue				
Food Permits	13,297,291	9,672,500	10,082,500	10,142,500
Plan Review Fees	1,863,476	1,750,000	1,570,000	1,905,000
Solid Waste Mgmt Fees	1,718,051	1,865,000	1,420,000	1,420,000
Underground Storage Tank Fees	430,936	415,000	3,500	-
Other Permits & Fees	1,068,197	5,325,000	5,150,000	5,165,000
Emergency Medical Services	115,213	95,000	115,500	115,500
Total Regulatory Revenue	18,493,164	19,122,500	18,341,500	18,748,000
Title XIX & Other	960,372	1,018,536	1,474,706	1,467,740
Total General Fund Operating Revenues	63,555,518	48,996,570	49,824,535	50,817,742
Transfer In - Proprietary Fund	-	556,950	-	-
Transfer In - Special Revenue Funds	-	-	33,764	-
Total Transfer In	-	556,950	33,764	-
Total General Fund Revenues	\$63,555,518	\$49,553,520	\$ 49,858,299	\$ 50,817,742

**SOUTHERN NEVADA HEALTH DISTRICT
2016/17 BUDGET
CLINICAL SERVICES**

The Clinical Services Division provides sexual transmitted disease and tuberculosis services and surveillance; maternal and child health care which includes Healthy Kids exams, sports physicals, day care exams, and case management, nurse family partnership and Child Protective Services, nurse liaison for children 4 years old and under and a refugee clinic; family planning and Teen Pregnancy Prevention program and women's health, adult and child immunizations. These services are provided at the Main Public Health Center, East Las Vegas Public Health Center, Henderson Public Health Center, and some limited services in Mesquite. Additional clinics and services are provided regularly through field visits and at various sites throughout the urban and rural Clark County. There are over 342,000 client encounters that occur through this division each year.

Program	Adopted 2017 FTE	Total Expenditures		
		General Fund	Special Revenue Funds	Percentage of Division
Clinical Services Administration	10	\$ 1,505,339	\$ -	6%
Maternal Child Health	30	1,800,194	1,923,285	14%
Family Planning	16.4	276,780	2,775,554	12%
Immunizations	39	7,059,292	1,187,243	32%
Substance Abuse Prevention and Treatment Agency	3	134,886	669,256	3%
Sexually Transmitted Disease Control	19.8	2,149,720	2,275,319	17%
Tuberculosis	11	1,689,848	359,949	8%
Transfers Out		1,947,535	-	8%
Grand Total	129.2	\$ 16,563,594	\$ 9,190,606	100%
Revenues Received from Programs		\$ 5,814,611	\$ 9,190,606	

**SOUTHERN NEVADA HEALTH DISTRICT
2016/17 BUDGET
COMMUNITY HEALTH**

The objectives of the Community Health Division include monitoring, promoting, protecting and improving health status and reducing health disparities, gathering and interpreting data to guide public health decision-making and supporting action based on evidence-based practices, assuring readiness and response for public health emergencies, and promoting healthy behaviors to preserve wellness. The following programs comprise this division: office of chronic disease prevention and health promotion, emergency medical services and trauma systems, office of epidemiology, office of disease surveillance, office of informatics, office of public health preparedness, the Southern Nevada Public Health Laboratory and vital statistics.

Program	Adopted 2017 FTE	Total Expenditures		
		General Fund	Special Revenue Funds	Percentage of Division
Community Health Administration	3	\$ 558,706	\$ -	2%
Office of Chronic Disease Prevention and Health Promotion	13	1,179,919	3,378,318	16%
Office of Epidemiology	15	1,437,795	295,443	6%
Office of Public Health Preparedness	10	1,005,080	2,976,001	14%
Office of Disease Surveillance	36	1,268,539	5,217,767	23%
Emergency Medical Services	6	637,973	-	2%
Vital Statistics	10	2,315,675	-	8%
Informatics	4	130,624	231,717	1%
Southern Nevada Public Health Laboratory	16 *	2,712,704	1,253,524	14%
Transfers Out		3,189,156	-	11%
Grand Total	113	\$ 14,436,171	\$ 13,352,770	100%
Revenues Received from Programs		\$ 3,396,100	\$ 13,352,770	

*Proprietary Fund

**SOUTHERN NEVADA HEALTH DISTRICT
2016/17 BUDGET
ENVIRONMENTAL HEALTH**

The Environmental Health Division protects the environment in Clark County through education as well as enforcement of State and/or Health District regulations governing: food service establishments; swimming pools and spas; hotels and motels; mobile home parks; child care facilities; schools; correctional facilities; tattoo, body piercing and permanent makeup artistry; subdivisions; recycling plants; underground storage tanks and hazardous waste management. Approximately 25,000 facilities are permitted each year and in excess of 56,000 inspections are conducted annually. The Division is responsible for updating Clark County's Solid Waste Management Plan. Staff specialists are also involved in disease outbreak investigation and control, as well as monitoring for various diseases such as West Nile Virus, plague, rabies and hantavirus.

Program	Adopted 2017 FTE	Total Expenditures		
		General Fund	Special Revenue Funds	Percentage of Division
Environmental Health Administration	16	\$ 2,622,306	\$ 329,376	13%
Food	73	9,500,442	-	42%
Plan Review	19	2,758,242	-	12%
General Environmental Health Permits	27	3,687,355	-	16%
Underground Storage Tanks	5	338,232	231,761	3%
Solid Waste Management	20	2,668,200	-	12%
Safe Drinking Water	1	38,578	122,697	1%
Transfers Out		148,760	-	1%
Grand Total	161	\$ 21,762,115	\$ 683,834	100%
Revenues Received from Programs		\$ 18,632,500	\$ 683,834	

**SOUTHERN NEVADA HEALTH DISTRICT
2016/17 BUDGET
ADMINISTRATION**

Overall Health District management is provided by the District Health Officer through the Administration Division. General administrative functions provided by the division include: human resources; accounts payable/receivable; purchasing; shipping/receiving; cash accountability; financial analysis; internal audit; grant management; contract administration; food handler education; public information; information technology; business group; records management; general supply; mailroom; print shop services; accreditation; quality improvement; performance management and strategic planning. Maintenance of the 166,583 square feet of Health District facilities include janitorial services, security, and grounds maintenance.

Program	Adopted 2017 FTE	Total Expenditures		
		General Fund	Special Revenue Funds	Percentage of Division
Administration	6	\$ 1,808,877	\$ -	9%
Finance	22	2,231,555	-	12%
Legal Services	3	805,714	-	4%
Public Information Office	7	818,837	-	4%
Food Handler Education	11	1,137,215	-	6%
Maintenance	22	3,166,073	-	16%
Information Technologies	21	3,506,922	-	15%
Human Resources	9	982,158	-	5%
Business Group	10	1,011,871	-	5%
Transfer Out		3,908,144	-	20%
SubTotal	111	\$ 19,377,366	\$ -	97%
Cost Allocation		\$(19,227,529)	\$ -	
Grand Total	111	\$ 149,837	\$ -	100%
Revenues Received from Programs		\$ 22,974,531	\$ -	

**SOUTHERN NEVADA HEALTH DISTRICT
2016/17 BUDGET
GENERAL FUND**

ALL DIVISIONS

EXPENDITURES	<u>2014/15</u>	<u>2015/16</u>		<u>2016/17</u>
Description	<u>Actual</u>	<u>Original</u>	<u>Estimated</u>	<u>Adopted</u>
<i>Clinical Services Division</i>				
Salaries	\$ 9,214,348	\$ 5,561,469	\$ 5,018,563	\$ 5,241,719
Fringe Benefits & Payroll Taxes	3,472,285	2,296,673	2,176,475	2,236,532
Travel & Training	157,757	87,848	55,395	48,947
Supplies	2,461,017	2,043,053	2,425,877	2,598,287
Services & Contracts	1,688,547	650,717	344,856	595,603
Capital Outlay	34,000	-	-	-
Indirect Costs/Cost Allocations	4,381,590	2,858,859	3,640,689	3,894,971
Transfers Out	-	1,941,983	1,906,128	1,947,535
Total Clinical Services	<u>21,409,544</u>	<u>15,440,602</u>	<u>15,567,983</u>	<u>16,563,594</u>
<i>Community Health Division</i>				
Salaries	6,053,843	2,898,163	2,914,988	3,453,509
Fringe Benefits & Payroll Taxes	2,248,130	1,123,977	1,266,964	1,479,033
Travel & Training	105,387	89,054	88,048	125,993
Supplies	1,293,162	945,201	946,409	1,048,941
Services & Contracts	2,832,667	297,855	214,705	299,467
Capital Outlay	186,107	-	-	-
Indirect Costs/Cost Allocations	3,240,871	1,772,121	1,967,486	2,127,368
Transfers Out	-	2,191,948	3,849,718	3,189,156
Total Community Health	<u>15,960,167</u>	<u>9,318,319</u>	<u>11,248,318</u>	<u>11,723,467</u>
<i>Environmental Health Division</i>				
Salaries	9,591,394	9,764,533	9,247,776	10,627,403
Fringe Benefits & Payroll Taxes	3,639,085	4,138,320	4,020,175	4,539,162
Travel & Training	273,742	350,774	237,437	280,109
Supplies	83,785	111,704	82,308	112,750
Services & Contracts	461,546	686,000	256,210	384,600
Capital Outlay	-	-	29,000	-
Indirect Costs/Cost Allocations	4,125,643	4,381,904	5,029,550	5,669,331
Transfers Out	-	50,539	145,631	148,760
Total Environmental Health	<u>18,175,195</u>	<u>19,483,774</u>	<u>19,048,087</u>	<u>21,762,115</u>
<i>Administration</i>				
Salaries	7,230,772	7,284,869	6,650,937	7,094,676
Fringe Benefits & Payroll Taxes	3,195,131	3,359,042	3,254,783	3,395,012
Travel & Training	180,972	197,040	173,782	193,300
Supplies	636,232	737,125	568,822	486,137
Services & Contracts	5,707,907	5,921,123	5,596,638	4,017,054
Capital Outlay	-	-	1,131,100	-
Indirect Costs/Cost Allocations	(13,126,932)	(14,313,268)	(18,107,645)	(18,944,486)
Transfers Out	1,350,639	3,234,672	3,626,928	3,908,144
Total Administration	<u>5,174,721</u>	<u>6,420,603</u>	<u>2,895,345</u>	<u>149,837</u>
<i>All Divisions</i>				
Salaries	32,090,357	25,509,034	23,832,264	26,417,307
Fringe Benefits & Payroll Taxes	12,554,631	10,918,012	10,718,397	11,649,739
Travel & Training	717,858	724,716	554,662	648,349
Supplies	4,474,196	3,837,083	4,023,416	4,246,115
Services & Contracts	10,690,667	7,555,695	6,412,409	5,296,724
Capital Outlay	220,107	-	1,160,100	-
Indirect Costs/Cost Allocations	(1,378,828)	(5,300,384)	(7,469,920)	(7,252,816)
Transfers Out	1,350,639	7,419,142	9,528,405	9,193,595
Total General Fund Expenditures	<u>\$60,719,627</u>	<u>\$50,663,298</u>	<u>\$48,759,733</u>	<u>\$50,199,013</u>

Special Revenue Funds

**SOUTHERN NEVADA HEALTH DISTRICT
2016/17 BUDGET
SPECIAL REVENUE FUNDS**

ALL DIVISIONS

REVENUES	Description	2014/15	2015/16		2016/17
		Actual	Original	Estimated	Adopted
	CDC-Partnerships to Improve Community Health	\$ -	\$ 2,650,555	\$ 2,650,555	\$ 1,987,917
	Family Planning Services	-	1,350,000	1,532,000	1,480,000
	Farmers' Market Promotion Program	-	46,646	48,619	15,989
	Healthy Start	-	731,250	731,250	750,000
	Healthy Tomorrows Partnership	-	43,745	43,745	43,745
	Retail Food Regulatory Program	-	-	215,692	262,500
	Refugee Health Program Services	-	223,960	140,000	160,000
	Teen Pregnancy Prevention Program	-	750,000	750,000	750,000
	Total Federal Grant Funds	-	5,796,156	6,111,861	5,450,151
	Adult Viral Hepatitis Prevention & Control	-	38,715	22,676	39,345
	APHL Interferon Famma Ray Assays	-	-	25,045	-
	Assn of Public Health Labs Quality Innovations	-	2,308	633	1,478
	CC-Ryan White Part A	-	1,639,140	1,329,246	1,459,866
	CDC ELC Ebola Supplement	-	-	60,651	249,219
	CDC-Hospital Preparedness Program	-	648,525	664,195	597,775
	CDC-Public Health Emergency Preparedness	-	1,270,675	1,369,630	1,077,461
	CDC Public Health Preparedness Program (SNPHL)	-	971,999	971,999	989,100
	CDC-Tobacco Control	-	233,082	253,248	175,744
	Cities Readiness Initiative	-	432,916	501,954	453,204
	EPA-State Public Water System Supervision	-	90,000	90,000	90,000
	EPA-Underground Storage Tank Prevention Detection & Compliance	-	170,000	170,000	170,000
	Epidemiology Laboratory Capacity Informatics	-	195,466	122,936	195,466
	HIV Prevention Activities	-	1,309,344	1,381,084	1,309,341
	HIV/AIDS Surveillance	-	140,460	145,228	139,078
	HPP Ebola Supplemental	-	-	284,151	255,635
	Immunization Operations	-	652,563	679,063	670,859
	Las Vegas Env Sampling	-	-	15,000	18,000
	Maternal & Child Health Consolidated Programs	-	87,000	87,000	87,000
	MDRC Mother & Infant Home Visiting Program	-	7,500	10,301	4,789
	NACCHO-Mentorship Program	-	4,632	27,897	12,574
	Nurse Family Partnership-Home Visit	-	387,713	275,910	387,708
	Nurse Family Partnership-Home Visit	-	-	-	202,807
	Obesity Prevention CDC	-	-	20,000	-
	PHEP Ebola Supplemental	-	-	272,234	-
	Prevention & Treatment of Substance Abuse	-	438,885	479,583	540,000
	Ryan White Part B	-	533,785	438,136	602,834
	Sexually Transmitted Disease Control	-	456,902	456,902	479,997
	SNAP Education	-	-	23,318	-
	Syndromic Surveillance (Essence)	-	-	42,049	-
	Tuberculosis Control Program	-	341,616	336,030	366,442
	Total Federal Pass-thru Grant Funds	-	10,053,226	10,556,099	10,575,722
	Drowning Prevention	-	8,000	8,000	8,000
	Funds for Healthy Nevada Tobacco	-	495,582	495,582	389,999
	Health Impact Assessment of Full-Day Kindergarden	-	-	269	-
	Immunization Assessment, Feedback, Incentives, & eXchange	-	300,000	277,153	200,000
	Nurse Family Planning - AG	-	-	8,492	-
	Ryan White Part B-Intervention	-	1,554,119	1,345,346	1,071,940
	Total State Grant Funds	-	2,357,701	2,134,842	1,669,939
	NACCHO-Medical Reserve Corp	-	500	-	1,000
	UNLV HUD hotline	-	1,225	-	-
	Total Other Grant Funds	-	1,725	-	1,000
	Total Grant Funding	-	18,208,808	18,802,802	17,696,812
	Transfer In - General Fund	-	4,212,831	5,901,508	5,285,452
	Transfer In - Proprietary Fund	-	-	258,433	244,946
	Total Special Revenue Funds Revenues	\$ -	\$ 22,421,639	\$ 24,962,743	\$ 23,227,210

SOUTHERN NEVADA HEALTH DISTRICT

2016/17 BUDGET

SPECIAL REVENUE FUNDS

ALL DIVISIONS

EXPENDITURES	Description	2014/15	2015/16		2016/17
		Actual	Original	Estimated	Adopted
<i>Clinical Services Division</i>					
	Salaries	\$ -	\$ 3,933,424	\$ 3,340,611	\$ 3,934,520
	Fringe Benefits & Payroll Taxes	-	1,710,610	1,504,665	1,673,565
	Travel & Training	-	103,365	116,520	102,087
	Supplies	-	311,236	431,678	309,090
	Services & Contracts	-	1,047,024	1,267,641	1,223,808
	Indirect Costs	-	1,753,458	1,906,128	1,947,536
	Transfer Out	-	-	33,764	-
	Total Clinical Services	-	8,859,117	8,601,007	9,190,606
<i>Community Health Division</i>					
	Salaries	-	4,024,885	3,869,557	4,102,260
	Fringe Benefits & Payroll Taxes	-	1,736,665	1,776,106	1,716,371
	Travel & Training	-	159,669	168,147	148,139
	Supplies	-	383,362	723,326	427,555
	Services & Contracts	-	4,564,009	4,494,761	3,294,918
	Capital Outlay	-	25,000	572,439	229,425
	Indirect Costs	-	2,326,491	4,108,182	3,434,103
	Total Community Health	-	13,220,081	15,712,518	13,352,771
<i>Environmental Health Division</i>					
	Salaries	-	181,321	248,032	253,493
	Fringe Benefits & Payroll Taxes	-	78,679	142,924	164,307
	Travel & Training	-	5,332	29,107	19,445
	Supplies	-	250	22,378	19,633
	Services & Contracts	-	275	61,148	78,196
	Indirect Costs	-	76,585	145,631	148,760
	Total Environmental Health	-	342,442	649,220	683,834
<i>All Divisions</i>					
	Salaries	-	8,139,630	7,458,200	8,290,273
	Fringe Benefits & Payroll Taxes	-	3,525,954	3,423,695	3,554,243
	Travel & Training	-	268,366	313,774	269,671
	Supplies	-	694,848	1,177,382	756,278
	Services & Contracts	-	5,611,308	5,823,550	4,596,922
	Capital Outlay	-	25,000	572,439	229,425
	Indirect Costs	-	4,156,534	6,159,941	5,530,399
	Transfer Out	-	-	33,764	-
	Total Special Revenue Funds Expenditures	\$ -	\$ 22,421,640	\$ 24,962,744	\$ 23,227,210

Other Funds

**SOUTHERN NEVADA HEALTH DISTRICT
2016/17 BUDGET
BOND RESERVE FUND - BUILDING**

	<u>2014/15</u>	<u>2015/16</u>		<u>2016/17</u>
	<u>Actual</u>	<u>Original</u>	<u>Estimated</u>	<u>Adopted</u>
Beginning Fund Balance	\$ 15,005,809	\$ 4,411,448	\$ 9,589,814	\$ 69,032
Revenues	99,281	30,000	40,000	5,000
Expenditures	(6,865,915)	-	(11,911,421)	(225,000)
Other Financing Sources (Uses)				
Transfer from General Fund	1,350,639	1,350,639	2,350,639	1,350,639
Change in Fund Balance	(5,415,995)	1,380,639	(9,520,782)	1,130,639
Ending Fund Balance	<u>\$ 9,589,814</u>	<u>\$ 5,792,087</u>	<u>\$ 69,032</u>	<u>\$ 1,199,671</u>

**SOUTHERN NEVADA HEALTH DISTRICT
2016/17 BUDGET
CAPITAL PROJECTS RESERVE FUND**

	<u>2014/15</u>	<u>2015/16</u>		<u>2016/17</u>
	<u>Actual</u>	<u>Original</u>	<u>Estimated</u>	<u>Adopted</u>
Beginning Fund Balance	\$ 6,318,172	\$ 5,733,172	\$ 5,658,330	\$ 4,371,636
Revenues	51,112	40,000	35,000	35,000
Expenditures	(710,954)	(4,470,000)	(1,321,694)	(2,180,000)
Other Financing Sources (Uses)				
Transfer to General Fund	-	-	-	-
Change in Fund Balance	(659,842)	(4,430,000)	(1,286,694)	(2,145,000)
Ending Fund Balance	<u>\$ 5,658,330</u>	<u>\$ 1,303,172</u>	<u>\$ 4,371,636</u>	<u>\$ 2,226,636</u>

**SOUTHERN NEVADA HEALTH DISTRICT
2016/17 BUDGET
LABORATORY PROPRIETARY FUND**

	<u>2014/15</u>	<u>2015/16</u>		<u>2016/17</u>
	<u>Actual</u>	<u>Original</u>	<u>Estimated</u>	<u>Adopted</u>
Beginning Cash Balance	\$ 2,977,589	\$ 407,485	\$ 1,028,907	\$ -
Revenues	1,057,355	-	-	-
Expenses (less depreciation)	(3,006,037)	(2,191,118)	(2,046,763)	(2,312,558)
Other Financing Sources (Uses)				
Transfer In - General Fund	-	1,783,633	1,276,289	2,557,504
Transfer Out - Special Revenue Fund	-	-	(258,433)	(244,946)
Change in Cash Balance	(1,948,682)	(407,485)	(1,028,907)	-
Ending Cash Balance	\$ 1,028,907	\$ -	\$ -	\$ -

REVENUES		<u>2014/15</u>	<u>2015/16</u>		<u>2016/17</u>
Description		<u>Actual</u>	<u>Original</u>	<u>Estimated</u>	<u>Adopted</u>
Gain/Loss on Sale of Assets	\$ (17,198)	\$ -	\$ -	\$ -	\$ -
CDC-Public Health Emergency Preparedness	1,044,893	-	-	-	-
APHL - CLIA Training Funding	9,300	-	-	-	-
APHL - Quality Improvement	968	-	-	-	-
Interest Earned	19,392	-	-	-	-
Transfer In-General Fund	-	1,783,633	1,276,289	2,557,504	2,557,504
Total Revenue		\$ 1,057,355	\$ 1,783,633	\$ 1,276,289	\$ 2,557,504

EXPENSES		<u>2014/15</u>	<u>2015/16</u>		<u>2016/17</u>
Description		<u>Actual</u>	<u>Original</u>	<u>Estimated</u>	<u>Adopted</u>
Salaries	\$ 1,256,928	\$ 986,489	\$ 872,943	\$ 881,972	\$ 881,972
Fringe Benefits & Payroll Taxes	554,020	435,562	381,651	378,631	378,631
Travel & Training	4,743	8,000	9,649	11,750	11,750
Supplies	267,637	66,190	78,518	253,591	253,591
Services & Contracts	206,631	91,347	128,569	170,255	170,255
Capital Outlay	56,479	83,000	30,000	-	-
Indirect Costs/Cost Allocations	659,599	520,530	545,433	616,359	616,359
Depreciation	155,149	176,000	155,500	155,200	155,200
Transfer Out-Special Revenue Funds	-	-	258,433	244,946	244,946
Total Expenses		\$ 3,161,186	\$ 2,367,118	\$ 2,460,696	\$ 2,712,704

**SOUTHERN NEVADA HEALTH DISTRICT
2016/17 BUDGET
LIABILITY RESERVE FUND**

	<u>2014/15</u>	<u>2015/16</u>		<u>2016/17</u>
	<u>Actual</u>	<u>Original</u>	<u>Estimated</u>	<u>Adopted</u>
Beginning Fund Balance	\$ 800,091	\$ 757,291	\$ 786,575	\$ 606,365
Revenues	7,369	5,300	5,300	5,300
Expenditures	(20,885)	(100,000)	(185,510)	(216,000)
Other Financing Sources (Uses)				
Transfer from General Fund	-	100,400	-	-
Change in Fund Balance	(13,516)	5,700	(180,210)	(210,700)
Ending Fund Balance	<u>\$ 786,575</u>	<u>\$ 762,991</u>	<u>\$ 606,365</u>	<u>\$ 395,665</u>

Submitted
to
Clark County, Nevada

<u>EXPENDITURES</u>	(1)	(2)	(3) (4)	
	ACTUAL PRIOR YEAR ENDING 06/30/2014	ESTIMATED CURRENT YEAR ENDING 06/30/2015	TENTATIVE APPROVED	BUDGET YEAR ENDING 06/30/2016 FINAL APPROVED
Health				
Health District				
Salaries & Wages	26,625,344	23,832,264	26,417,307	26,417,307
Employee Benefits	10,128,619	10,718,397	11,649,739	11,649,739
Services & Supplies	22,394,951	3,520,536	2,938,372	2,938,372
Capital Outlay	220,107	1,160,100	0	0
Subtotal	59,369,021	39,231,297	41,005,418	41,005,418
Subtotal Expenditures	59,369,021	39,231,297	41,005,418	41,005,418
OTHER USES				
Contingency (not to exceed 3% of Total Expenditures)				
Operating Transfers Out (Schedule T)				
To Fund 7070 (SNHD Bond Reserve)	1,350,639	2,350,639	1,350,639	1,350,639
To Fund 7090 (SNHD Spec Rev)	0	5,901,508	5,285,452	5,285,452
To Fund 7060 (SNHD Capital Improv)	0	0	0	0
To Fund 7620/7700 (SNHD Prop Fund)	0	1,276,289	2,557,504	2,557,504
Subtotal	1,350,639	9,528,436	9,193,595	9,193,595
ENDING FUND BALANCE	16,412,928	17,511,494	18,130,223	18,130,223
TOTAL FUND COMMITMENTS AND FUND BALANCE	77,132,588	66,271,227	68,329,236	68,329,236

Clark County
(Local Government)

SCHEDULE B

Fund 7050
Southern Nevada Health District

REVENUES	(1)	(2)	(3) (4) BUDGET YEAR ENDING 06/30/2017	
	ACTUAL PRIOR YEAR ENDING 06/30/2015	ESTIMATED CURRENT YEAR ENDING 06/30/2016	TENTATIVE APPROVED	FINAL APPROVED
Miscellaneous				
Interest Earnings	51,112	35,000	35,000	35,000
Subtotal Revenues	51,112	35,000	35,000	35,000
OTHER FINANCING SOURCES (specify)				
Operating Transfers In (Schedule T)				
BEGINNING FUND BALANCE	6,318,172	5,658,330	4,371,636	4,371,636
Prior Period Adjustments				
Residual Equity Transfer				
TOTAL BEGINNING FUND BALANCE	6,318,172	5,658,330	4,371,636	4,371,636
TOTAL AVAILABLE RESOURCES	6,369,284	5,693,330	4,406,636	4,406,636
EXPENDITURES				
Health				
Health District				
Capital Outlay	710,954	1,321,694	2,180,000	2,180,000
Subtotal Expenditures	710,954	1,321,694	2,180,000	2,180,000
OTHER USES				
Contingency (not to exceed 3% of Total Expenditures)				
Operating Transfers Out (Schedule T) To Fund 7050 (So NV Health District)				
ENDING FUND BALANCE	5,658,330	4,371,636	2,226,636	2,226,636
TOTAL FUND COMMITMENTS AND FUND BALANCE	6,369,284	5,693,330	4,406,636	4,406,636

Clark County
(Local Government)

SCHEDULE B

Fund 7060
Southern Nevada Health District Capital Improvement

REVENUES	(1)	(2)	(3) (4) BUDGET YEAR ENDING 06/30/2017	
	ACTUAL PRIOR YEAR ENDING 06/30/2015	ESTIMATED CURRENT YEAR ENDING 06/30/2016	TENTATIVE APPROVED	FINAL APPROVED
Miscellaneous				
Interest Earnings	99,281	40,000	5,000	5,000
Subtotal Revenues	99,281	40,000	5,000	5,000
OTHER FINANCING SOURCES (specify)				
Operating Transfers In (Schedule T)				
From Fund 7050 (So NV Health District)	1,350,639	2,350,639	1,350,639	1,350,639
BEGINNING FUND BALANCE	15,005,809	9,589,814	69,032	69,032
Prior Period Adjustments				
Residual Equity Transfer				
TOTAL BEGINNING FUND BALANCE	15,005,809	9,589,814	69,032	69,032
TOTAL AVAILABLE RESOURCES	16,455,729	11,980,453	1,424,671	1,424,671
EXPENDITURES				
Health				
Health District				
Capital Outlay	6,865,915	11,911,421	225,000	225,000
Subtotal Expenditures	6,865,915	11,911,421	225,000	225,000
OTHER USES				
Contingency (not to exceed 3% of Total Expenditures)				
Operating Transfers Out (Schedule T)				
ENDING FUND BALANCE	9,589,814	69,032	1,199,671	1,199,671
TOTAL FUND COMMITMENTS AND FUND BALANCE	16,455,729	11,980,453	1,424,671	1,424,671

Clark County
(Local Government)

SCHEDULE B

Fund 7070
Southern Nevada Health District Bond Reserve

REVENUES	(1)	(2)	(3) (4)	
	ACTUAL PRIOR YEAR ENDING 06/30/2015	ESTIMATED CURRENT YEAR ENDING 06/30/2016	BUDGET YEAR ENDING 06/30/2017	
			TENTATIVE APPROVED	FINAL APPROVED
Intergovernmental Revenues				
Federal & Federal Pass-Through Grants				
Department of Agriculture	0	71,937	15,989	15,989
Department of Health & Human Services	0	12,623,560	15,731,884	15,731,884
Department of Homeland Security	0	15,000	18,000	18,000
Environmental Protection Agency	0	260,000	260,000	260,000
Subtotal	0	12,970,497	16,025,873	16,025,873
State Grants				
Department of Health & Human Services	0	2,118,081	1,661,939	1,661,939
Division of Child & Family Services	0	8,000	8,000	8,000
Office of Attorney General	0	8,492	0	0
University of Nevada	0	269	0	0
Subtotal	0	2,134,842	1,669,939	1,669,939
Other Grants-NACCHO	0	0	1,000	1,000
Subtotal Revenues	0	15,105,339	17,696,812	17,696,812
OTHER FINANCING SOURCES (specify)				
Operating Transfers In (Schedule T)				
From Fund 7050 (So. NV Health District)	0	5,901,508	5,285,452	5,285,452
From Fund 7620/7700 (SNHD Prop. Fund)	0	258,433	244,946	244,946
Subtotal	0	6,159,941	5,530,398	5,530,398
BEGINNING FUND BALANCE	0	0	0	0
Prior Period Adjustments				
Residual Equity Transfers				
TOTAL BEGINNING FUND BALANCE	0	0	0	0
TOTAL AVAILABLE RESOURCES	0	21,265,280	23,227,210	23,227,210
EXPENDITURES				
Health				
Health District				
Salaries & Wages	0	7,458,200	8,290,273	8,290,273
Employee Benefits	0	3,423,695	3,554,243	3,554,243
Services & Supplies	0	10,349,621	11,382,694	11,382,694
Subtotal Expenditures	0	21,231,516	23,227,210	23,227,210
OTHER USES				
Contingency (not to exceed 3% of Total Expenditures)				
Operating Transfers Out (Schedule T)	0	0	0	0
To Fund 7050 (General Fund)	0	33,764	0	0
ENDING FUND BALANCE	0	0	0	0
TOTAL FUND COMMITMENTS AND FUND BALANCE	0	21,265,280	23,227,210	23,227,210

NOTE: During FY 2014-15, this fund was established.

Clark County
(Local Government)

SCHEDULE B

Fund 7090
Southern Nevada Health District

<u>PROPRIETARY FUND</u>	(1)	(2)	(3) (4)	
	ACTUAL PRIOR YEAR ENDING 06/30/2015	ESTIMATED CURRENT YEAR ENDING 06/30/2016	BUDGET YEAR ENDING 06/30/2017	
			TENTATIVE APPROVED	FINAL APPROVED
Total Operating Revenue	0	0	0	0
OPERATING EXPENSE				
Health				
Salaries & Wages	1,256,928	872,943	881,972	881,972
Employee Benefits	554,020	381,651	378,631	378,631
Services & Supplies	1,159,496	977,679	1,267,955	1,267,955
Depreciation/Amortization	155,149	155,500	155,200	155,200
Total Operating Expense	3,125,593	2,387,773	2,683,758	2,683,758
Operating Income or (Loss)	(3,125,593)	(2,387,773)	(2,683,758)	(2,683,758)
NONOPERATING REVENUES				
Interest Earnings	26,761	5,300	5,300	5,300
Federal and State Grants	1,055,161	0	0	0
Other	(17,198)	0	0	0
Total Nonoperating Revenues	1,064,724	5,300	5,300	5,300
NONOPERATING EXPENSES				
Total Nonoperating Expenses	0	0	0	0
Net Income (Loss) before				
Operating Transfers	(2,060,869)	(2,382,473)	(2,678,458)	(2,678,458)
Operating Transfers (Schedule T)				
In From Fund 7050 (Southern NV Health District)	0	1,276,289	2,557,504	2,557,504
Out To Fund 7090 (SNHD Special Rev Fund)	0	(258,433)	(244,946)	(244,946)
Net Operating Transfers	0	1,017,856	2,312,558	2,312,558
NET INCOME (LOSS)	(2,060,869)	(1,364,617)	(365,900)	(365,900)

Clark County
(Local Government)

SCHEDULE F-1 REVENUES, EXPENSES AND NET INCOME

Fund 7620/7700
Southern Nevada Health District - Proprietary Fund

<u>PROPRIETARY FUND</u>	(1)	(2)	(3)		(4)
	ACTUAL PRIOR YEAR ENDING 06/30/2015	ESTIMATED CURRENT YEAR ENDING 06/30/2016	BUDGET YEAR ENDING 06/30/2017		
			TENTATIVE APPROVED		FINAL APPROVED
A. CASH FLOWS FROM OPERATING ACTIVITIES:					
Cash paid to employees & benefits	(1,272,965)	(1,254,594)	(1,260,603)		(1,260,603)
Cash paid for services & supplies	(1,699,989)	(977,679)	(1,267,955)		(1,267,955)
a. Net cash provided by (or used for) operating activities	(2,972,954)	(2,232,273)	(2,528,558)		(2,528,558)
B. CASH FLOWS FROM NONCAPITAL FINANCING ACTIVITIES:					
Federal and state grants	1,031,384	0	0		0
Transfers from other funds	0	1,276,289	2,557,504		2,557,504
Transfers to other funds	0	(258,433)	(244,946)		(244,946)
b. Net cash provided by (or used for) noncapital financing activities	1,031,384	1,017,856	2,312,558		2,312,558
C. CASH FLOWS FROM CAPITAL AND RELATED FINANCING ACTIVITIES:					
Acquisition, construction, or improvement of capital assets	(56,480)	(30,000)	0		0
Other	0	0	0		0
c. Net cash provided by (or used for) financing activities	(56,480)	(30,000)	0		0
D. CASH FLOWS FROM INVESTING ACTIVITIES:					
Interest earnings	26,761	5,300	5,300		5,300
d. Net cash provided by (or used in) investing activities	26,761	5,300	5,300		5,300
NET INCREASE (DECREASE) in cash and cash equivalents (a+b+c+d)	(1,971,289)	(1,239,117)	(210,700)		(210,700)
CASH AND CASH EQUIVALENTS AT JULY 1, 20xx	3,911,437	1,940,148	701,031		701,031
CASH AND CASH EQUIVALENTS AT JUNE 30, 20xx	1,940,148	701,031	490,331		490,331

Clark County
(Local Government)

SCHEDULE F-2 STATEMENT OF CASH FLOWS

Fund 7620/7700
Southern Nevada Health District - Proprietary Fund

Public Notice

PUBLIC NOTICE

Pursuant to Nevada Administrative Code (NAC) 354.561, Southern Nevada Health District is required to publish a summary fiscal report of its General and Proprietary funds. The information contained in the summary below was adopted by the Southern Nevada District Board of Health which also includes the Special Revenue funds.

Southern Nevada Health District - General Fund

	ACTUAL PRIOR YEAR ENDING 6/30/2015	ESTIMATED CURRENT YEAR ENDING 6/30/2016	BUDGET YEAR ENDING 6/30/17 FINAL APPROVED
Beginning Fund Balance	13,577,062	16,412,928	17,511,494
Total Available Revenues*	63,555,526	49,858,299	50,817,742
Total Expenditures**	60,719,660	48,759,733	50,199,013
Ending Fund Balance	16,412,928	17,511,494	18,130,223

Southern Nevada Health District - Special Revenue Fund

	ACTUAL PRIOR YEAR ENDING 6/30/2015	ESTIMATED CURRENT YEAR ENDING 6/30/2016	BUDGET YEAR ENDING 6/30/17 FINAL APPROVED
Beginning Fund Balance	0	0	0
Total Available Revenues*	0	21,265,280	23,227,210
Total Expenditures**	0	21,265,280	23,227,210
Ending Fund Balance	0	0	0

Proprietary Funds

	ACTUAL PRIOR YEAR ENDING 6/30/2015	ESTIMATED CURRENT YEAR ENDING 6/30/2016	BUDGET YEAR ENDING 6/30/17 FINAL APPROVED
Total Operating Revenues	0	0	0
Total Operating Expenses	3,125,593	2,387,773	2,683,758
Total Non-Operating Revenues	1,064,724	5,300	5,300
Total Non-Operating Expenses	0	0	0

*Includes Transfers In

**Includes Transfers Out

A complete copy of the Fiscal Year 2016-17 Southern Nevada Health District Final Budget is on file for public inspection with Office of the Director of Administration at: 280 S. Decatur Blvd., Las Vegas, NV 89107

/s/ ANDREW J. GLASS, FACHE, MS
 Director of Administration
 Southern Nevada Health District

PUB: June 19, 2016 LV Review-Journal