

Proposed Environmental Health (EH) Fee Schedule Adjustments

FINANCE COMMITTEE PRESENTATION

MAY 2, 2022

EH Programs

- ▶ Food Operations – Inspections
 - ▶ Food Establishment Inspections
 - ▶ Special Events
- ▶ Food Operations – Regulatory Compliance
 - ▶ Regulatory Support Office – Staff and Industry Training, Hazard and Critical Control Point (HACCP) Reviews, and Label Reviews
 - ▶ Specialized Food Office – Mobile Vending, Farmer's Markets, Annual Itinerants, Unpermitted Food Vending, and Water Stores
 - ▶ Foodborne Illness Investigations

EH Programs Continued

- ▶ Solid Waste
 - ▶ Solid Waste Plan Review
 - ▶ Subdivisions
 - ▶ Asbestos Waste Transport
 - ▶ Individual Sewage Disposal Systems (ISDS)
 - ▶ Safe Drinking Water
 - ▶ Permitted Disposal Facilities
 - ▶ Underground Storage Tanks
 - ▶ Restricted Waste Management
 - ▶ Illegal Dumping
 - ▶ Public Accommodations
 - ▶ Legionella

EH Programs Continued

- ▶ Consumer Health
 - ▶ Aquatic Health Plan Review
 - ▶ Aquatic Health Operations
 - ▶ Plan Review
 - ▶ Special Programs – Schools, Childcares, Body Art Facilities, Jails

All Environmental Health programs work together to protect the health of Clark County citizens and millions of tourists.

Food Operations Community Benefits

Program	Potential Hazards Identified/Addressed
Food Operations	<p>Minimizes the potential for foodborne illness among consumers</p> <p>Safe food allows for healthier individuals and a significant decrease in healthcare spending</p>
Unpermitted Food Vending	<p>Reduces the presence of unpermitted food vendors in Clark County to minimize the potential for foodborne illnesses</p> <p>Ensures food is made in an inspected facility with appropriate sanitation measures</p>
SNHD Training	<p>Provides food safety and regulatory guidance to industry partners</p> <p>Provides Standardization training and evaluation for food inspectors</p> <p>Trains newly hired food inspectors</p>
Hazard and Critical Control Point (HACCP)	<p>Reviews and approves cutting-edge food industry practices for processes with enhanced food safety risks</p>
Specialized Foods	<p>Performs inspections and provides food safety education to the regulated community to minimize the potential for foodborne illness</p>

Solid Waste Community Benefits

Program	Potential Hazards Identified/Addressed
Restricted Waste Management	Works to prevent hazardous waste from getting into the environment
Illegal Dumping	Ensures the proper disposal of waste that may have been illegally dumped in the community
Individual Sewage Disposal System (ISDS)	Protects groundwater quality in the Las Vegas Valley through enforcement of the SNHD ISDS Regulations
Vector-Mosquito Disease Surveillance	Monitors mosquito populations and the serious diseases they may carry that could infect citizens/visitors across all jurisdictions of Clark County
Public Accommodations	Ensures hotels and motels maintain clean and sanitary facilities
Underground Storage Tanks (UST)	Protects groundwater from contamination and surface water from contaminants in stormwater to protect drinking water

Consumer Health Community Benefits:

Plan Review – Most Health Permits Start Here

Purpose: Evaluates and enforces sanitary design and construction principles promulgated by State law and SNHD's Regulations for:

Permit Type	Potential Hazards Identified/Addressed
Food Establishments	Ensures the design of equipment/facilities does not lead to food contamination/adulteration; pest harborage; inadequate operator food safety knowledge
Institutions/Childcare	Ensures the design of equipment/facilities does not lead to food contamination/adulteration; pest harborage; inadequate operator food safety knowledge; unsafe playgrounds
Body Art Establishments	Ensures the design of equipment/facilities does not lead to transmission of communicable diseases; inadequate infection control measures; inadequate artist knowledge of disease
Public Bathing Places	Ensures the design of equipment/facilities does not lead to injury, death, or disease transmission; insufficient personnel to manage facilities safely

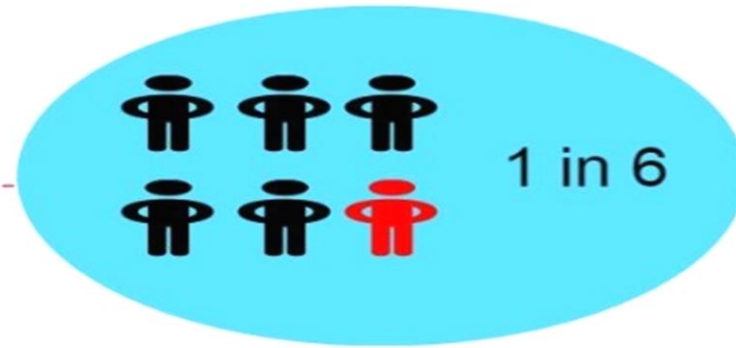
Consumer Health Community Benefits Continued:

Operations

Purpose: Conduct routine inspections, complaint investigations, and accident/injury/illness investigations for:

Permit Type	Potential Hazards Identified/Addressed
Institutions/Childcare	Service of unsafe foods, nuisance, or unsanitary conditions which result in disease transmission; broken or unsafe play equipment that can lead to injury or death
Body Art Establishments	Transmission of bloodborne pathogens and other communicable diseases; unsafe equipment, inks, or jewelry leading to injury
Public Bathing Places	Unsafe deck conditions, inadequate lifeguard coverage, inadequate disinfection levels which can lead to injury, illness, or death

CDC Estimates for Foodborne Illness



128,000 People are Hospitalized



3,000 People Die from Foodborne Illness

EH COVID-19 Activities

- ▶ Developed COVID related informational pamphlets/resources for Industry at the start of the pandemic when such resources were not available at the Federal and State level. The COVID resources received appreciation and national recognition by Industry and other local health departments around the country.
- ▶ Collaborated with State and local Business License agencies on business reopening guidance and COVID compliance checks.
- ▶ Provided oversight and enforcement of the Governor's COVID-19 mitigation orders and Senate Bills (SB4 and SB386), including conducting thousands of COVID-19 Compliance Surveys.
- ▶ Conducted regular educational outreach to the Culinary Union, the Resort Association, the Nevada Hotel and Lodging Association and many other organizations on COVID regulatory changes and requirements.

EH Accomplishments

- ▶ Won the 2019 Crumbine Award (recognition of unsurpassed achievement in providing outstanding food protection services to the community)
- ▶ Conducted multiple Industry outreach campaigns, such as the Handwashing Intervention campaign, Special Processes Class, and the Food Allergy Awareness campaign
- ▶ Conducted several risk-factor studies to determine the largest risk factors to foodborne illness specific to Clark County
- ▶ Used cutting edge techniques and software to scan consumer restaurant reviews to identify potential foodborne illness in the community
- ▶ Participated in the National Association of County and City Health Officials (NACCHO) mentorship program (Staff mentored other Health Departments about the FDA's Retail Food Voluntary Standards program.)

Maximized Efficiencies:

▶ **Food Operations**

- ▶ Monthly meetings with all field staff to discuss productivity and expectations (analyzing field time versus office time, ensuring staff are meeting goals/deadlines, and ensuring staff are making progress with assigned inspections)
- ▶ Focused efforts on high-risk food establishments due to staffing shortage
- ▶ Temporary reassignments of staff to meet community needs (inspections of large events, unpermitted food vending response, etc.)

▶ **Consumer Health**

- ▶ Shifted from in-field follow-ups to office or virtual follow-ups to reduce travel time
- ▶ Split Aquatic Health Plan Review and Operations offices to allow plan review staff to focus full-time on plan review activities
- ▶ Streamlined inspections to focus on risk and reduce time spent on inspections

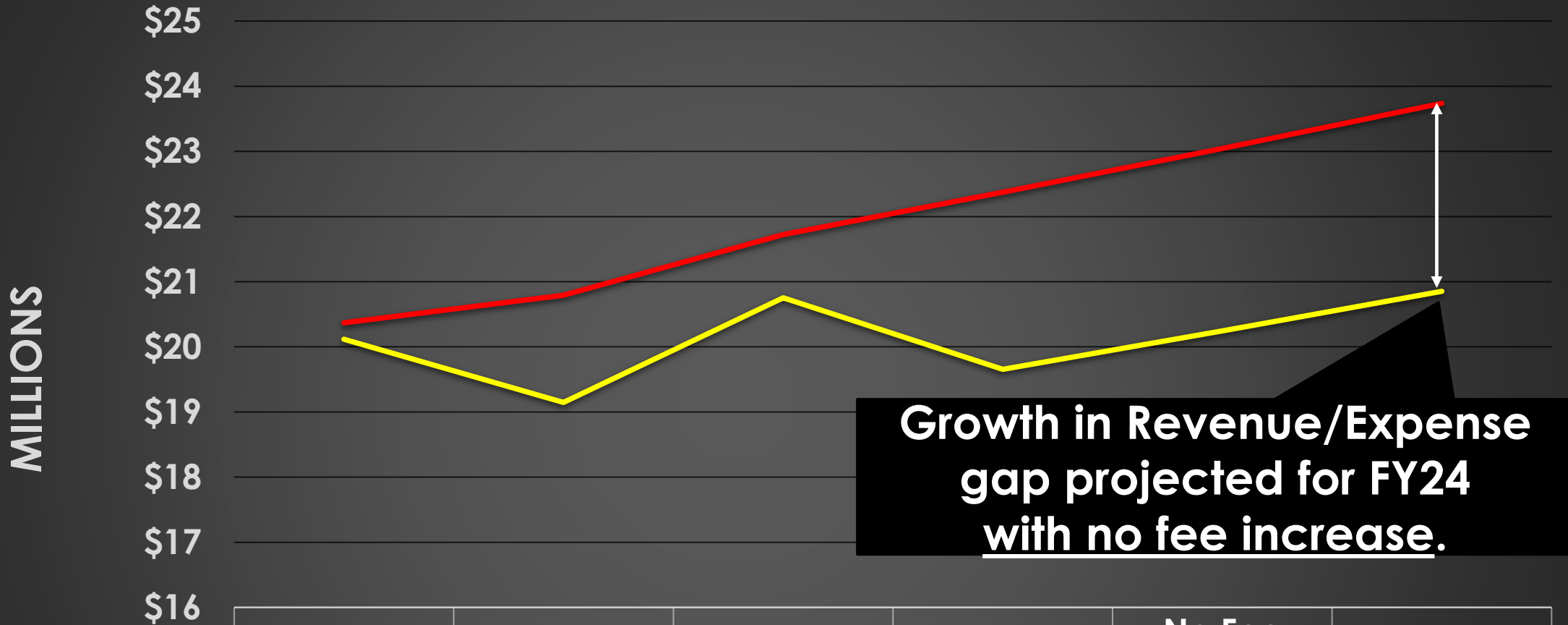
▶ **Solid Waste**

- ▶ SB4 inspections were done concurrently with annual facility inspections
- ▶ Streamlined/reduced complaint investigations by forwarding to applicable jurisdictions

Current Situation

- ▶ Environmental Health is not financially self-sufficient.
- ▶ Program expenses exceed program revenues, and the community continues to grow.
- ▶ Workload and community demands exceed current staffing levels.
- ▶ Services and staffing have been adversely impacted.
- ▶ Staff are not meeting policy requirements and mandates.

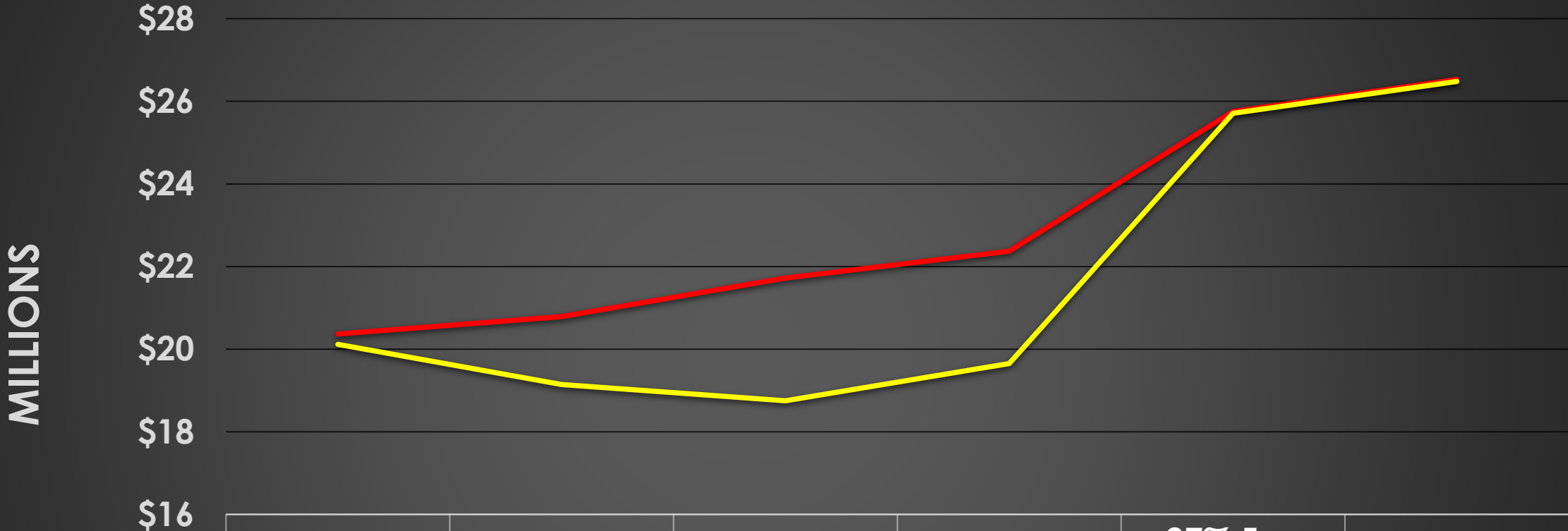
EH Revenue/Expenses



Growth in Revenue/Expense gap projected for FY24 with no fee increase.

	FY19	FY20	FY21	Projected FY22	No Fee Increase Projected FY23	Projected FY24
Total Expenses	\$20.37	\$20.79	\$21.72	\$22.37	\$23.05	\$23.74
Total Revenues	\$20.12	\$19.15	\$20.75	\$19.65	\$20.24	\$20.85

EH Revenue/Expenses



	FY19	FY20	FY21	Projected FY22	27% Fee Increase Projected FY23	Projected FY24
— Total Expenses	\$20.37	\$20.79	\$21.72	\$22.37	\$25.75	\$26.53
— Total Revenues	\$20.12	\$19.15	\$18.75	\$19.65	\$25.71	\$26.48

EH Projections

	FY19	FY20	FY21	Projected FY22	No Fee Increase Projected FY23	No Fee Increase Projected FY24
EH Revenue	\$20,115,982	\$19,145,478	\$20,751,999	\$19,654,013	\$20,243,633	\$20,850,942
EH Expenses	\$20,369,521	\$20,790,574	\$21,722,887	\$22,374,574	\$23,045,811	\$23,737,185
Net Loss	\$253,539	\$1,645,096	\$970,888	\$2,720,561	\$2,802,178	\$2,886,243

	27% Fee Increase Projected FY23	Projected FY24
EH Revenue	\$25,709,414	\$26,480,696
EH Expenses	\$25,754,653	\$26,527,292
Net Loss	\$45,239	\$46,596

Inflation Versus Fee Increase

CPI Inflation Calculator

\$

in

has the same buying power as

in

Vs.

27%

https://www.bls.gov/data/inflation_calculator.htm

Fee Increase Impact Estimate

Permit Type	Current Cost	Cost with 27% Increase	Total Difference
Fast Food (All Permits)	\$391	\$497	+ \$106
Restaurant (All Permits)	\$1,055	\$1,340	+ \$285
Residential Septic Permit	\$551	\$700	+ \$149
Hotel/Motel/MHP/RV - BASE	\$363	\$461	+ \$98
Recycling Center – Permit	\$400	\$508	+ \$108
Recycling Center – Plan Review	\$1,579	\$2,005	+ \$426
Swimming pool w/spa < 1000sqft	\$826	\$1,049	+ \$223
Body Art facility	\$290	\$368	+ \$78
School w/ kitchen(ES, MS, HS)	\$239	\$304	+ \$65
Plan review fee – Restaurant/takeout, no seats	\$398 + permit fee	\$505	+ \$107

Past EH Overall Fee Adjustments

Year	Amount of Increase (approximate)
2001	16%
2002	10%
2004	28%
2005	9%
2006	9%
2007	28%
2008	9%
2009	4%

Business Impact Survey Results

Question	Yes Responses	No Responses
Will the proposed EH Fee Schedule adjustments impose a direct and significant economic burden upon your business?	69	37
Will the proposed EH Fee Schedule adjustments directly restrict the formation, operation, or expansion of your business?	54	52
Will the proposed EH Fee Schedule adjustments have an estimated beneficial economic effect on your business?	6	100
Do you anticipate any indirect economic effects to your business as a result of the proposed EH Fee Schedule adjustments?	48	59

The Business Impact Survey Notification was emailed to 14,666 recipients and posted on the SNHD website. 106 surveys were received.

Staff Recommendations:

- ▶ Proceed with 27% overall fee increase
- ▶ Tie the EH Fee Schedule to the Consumer Price Index (Western Region) with a 1% floor / 3% ceiling annual adjustment to give programs sustainability as the community continues to grow.

Questions?



Recommended EH Fee Schedule

Proposed Fees 27%

Effective July 1, 2022

PE	DESCRIPTION	FIXED FEE	UNIT RATE	MAXIMUM BILLABLE	NEW		
					FIXED	UNIT	MAX
ANNUAL/ADMINISTRATIVE FEES							
FOOD OPERATIONS							
1000	MAIN KITCHEN	211	2.71		268	3.44	
1001	MAIN KITCHEN (1 DRIVE-UP)	277	2.71		352	3.44	
1002	MAIN KITCHEN (2 DRIVE-UP)	343	2.71		436	3.44	
1003	RESTAURANT	211	2.71		268	3.44	
1004	RESTAURANT (1 DRIVE-UP)	277	2.71		352	3.44	
1005	RESTAURANT (2 DRIVE-UP)	343	2.71		436	3.44	
1006	RESTAURANT / TAKE OUT	211	2.71		268	3.44	
1007	RESTAURANT / TAKE OUT (1 DRIVE-UP)	277	2.71		352	3.44	
1008	RESTAURANT / TAKE OUT (2 DRIVE-UP)	343	2.71		436	3.44	
1009	SNACK BAR	211	2.71		268	3.44	
1010	SNACK BAR (1 DRIVE-UP)	277	2.71		352	3.44	
1011	SNACK BAR (2 DRIVE-UP)	343	2.71		436	3.44	
1012	BUFFET (DAILY)	211	2.71		268	3.44	
1013	BARBEQUE	211	2.71		268	3.44	
1014	BARBEQUE (1 DRIVE-UP)	277	2.71		352	3.44	
1015	BARBEQUE (2 DRIVE-UP)	343	2.71		436	3.44	
1016	DRINKING ESTABLISHMENT	211	2.71		268	3.44	
1017	BEER BAR	211	2.71		268	3.44	
1018	BANQUET KITCHEN < 1,000 SF	558			709		
1019	BANQUET KITCHEN 1000 - 2,999 SF	971			1233		
1020	BANQUET KITCHEN 3,000 - 4,999 SF	1085			1378		
1021	BANQUET KITCHEN 5,000 - 9,999 SF	1196			1519		
1022	BANQUET KITCHEN = 10,000 SF	1308			1661		
1023	BANQUET SUPPORT < 1,000 SF	558			709		
1024	BANQUET SUPPORT 1000 - 2,999 SF	971			1233		
1025	BANQUET SUPPORT 3,000 - 4,999 SF	1085			1378		
1026	BANQUET SUPPORT 5,000 - 9,999 SF	1196			1519		
1027	BANQUET SUPPORT = 10,000	1308			1661		
1028	SPECIAL KITCHEN < 1,000 SF	558			709		
1029	SPECIAL KITCHEN 1000 - 2,999 SF	971			1233		
1030	SPECIAL KITCHEN 3,000 - 4,999 SF	1085			1378		
1031	SPECIAL KITCHEN 5,000 - 9,999 SF	1196			1519		
1032	SPECIAL KITCHEN = 10,000 SF	1308			1661		
1033	KITCHEN BAKERY < 1,000 SF	558			709		
1034	KITCHEN BAKERY 1000 - 2,999 SF	971			1233		
1035	KITCHEN BAKERY 3,000 - 4,999 SF	1085			1378		
1036	KITCHEN BAKERY 5,000 - 9,999 SF	1196			1519		
1037	KITCHEN BAKERY = 10,000 SF	1308			1661		
1038	MEAT < 1,000 SF	558			709		
1039	MEAT 1000 - 2,999 SF	971			1233		
1040	MEAT 3,000 - 4,999 SF	1085			1378		
1041	MEAT 5,000 - 9,999 SF	1196			1519		
1042	MEAT = 10,000 SF	1308			1661		
1043	VEGETABLE PREP < 1,000 SF	558			709		
1044	VEGETABLE PREP 1000 - 2,999 SF	971			1233		
1045	VEGETABLE PREP 3,000 - 4,999 SF	1085			1378		
1046	VEGETABLE PREP 5,000 - 9,999 SF	1196			1519		
1047	VEGETABLE PREP = 10,000 SF	1308			1661		
1048	PANTRY < 1,000 SF	558			709		
1049	PANTRY 1000 - 2,999 SF	971			1233		
1050	PANTRY 3,000 - 4,999 SF	1085			1378		
1051	PANTRY 5,000 - 9,999 SF	1196			1519		
1052	PANTRY = 10,000 SF	1308			1661		
1053	GARDE MANGER < 1,000 SF	558			709		
1054	GARDE MANGER 1000 - 2,999 SF	971			1233		
1055	GARDE MANGER 3,000 - 4,999 SF	1085			1378		
1056	GARDE MANGER 5,000 - 9,999 SF	1196			1519		
1057	GARDE MANGER = 10,000 SF	1308			1661		
1058	MEAT /POULTRY/ SEAFOOD < 1000 SF	227			288		
1059	MEAT /POULTRY/ SEAFOOD 1000 - 2999 SF	417			530		
1060	MEAT /POULTRY/ SEAFOOD 3000 - 4999 SF	695			883		
1061	MEAT /POULTRY/ SEAFOOD 5000 - 9999 SF	805			1022		
1062	MEAT /POULTRY/ SEAFOOD = 10000 SF	935			1187		
1063	CONFECTION < 1000 SF	227			288		
1064	CONFECTION 1000 - 2999 SF	417			530		
1065	CONFECTION 3000 - 4999 SF	695			883		
1066	CONFECTION 5000 - 9999 SF	805			1022		
1067	CONFECTION = 10000 SF	935			1187		
1068	PRODUCE MARKET < 1000 SF	227			288		
1069	PRODUCE MARKET 1000 - 2999 SF	417			530		
1070	PRODUCE MARKET 3000 - 4999 SF	695			883		
1071	PRODUCE MARKET 5000 - 9999 SF	805			1022		
1072	PRODUCE MARKET = 10000 SF	935			1187		



Recommended EH Fee Schedule

Proposed Fees 27%

Effective July 1, 2022

PE	DESCRIPTION	FIXED FEE	UNIT RATE	MAXIMUM BILLABLE	NEW		
					FIXED	UNIT	MAX
1073	BAKERY SALES < 1000 SF	227			288		
1074	BAKERY SALES 1000 - 2999 SF	417			530		
1075	BAKERY SALES 3000 - 4999 SF	695			883		
1076	BAKERY SALES 5000 - 9999 SF	805			1022		
1077	BAKERY SALES = 10000 SF	935			1187		
1078	PORTABLE BANQUETBAR	0	50		0	64	
1079	PORTABLE UNIT - OUTDOOR	296			376		
1080	PORTABLE UNIT - INDOOR	296			376		
1081	SELF-SERVICE PRE-PACKAGED FOOD TRUCK	244			310		
1083	MOBILE FOOD SERVICE	244			310		
1084	FROZEN MEAT SALES	244			310		
1085	FOOD DELIVERY TRUCK - HIGH RISK	244			310		
1086	MOBILE ICE CREAM/CANDY	139			177		
1087	GROCERY STORE SAMPLING	290			368		
1088	CONCESSIONS - LOW RISK	94			119		
1089	CONCESSIONS - HIGH RISK	189			240		
1090	CATERER	211			268		
1091	CHILDCARE KITCHENS	121			154		
1092	ANNUAL ITINERANT - LOW RISK	521			662		
1093	ANNUAL ITINERANT - HIGH RISK	782			993		
1094	FARMER'S MARKET - SAMPLING	290			368		
1095	FARMER'S MARKET - PROCESSED PRODUCT	290			368		
1096	FARMER'S MARKET - LOW RISK	290			368		
1097	FARMER'S MARKET - HIGH RISK	725			921		
1098	SEASONAL PERMIT 0 - 4 MONTHS	100			127		
1099	SEASONAL PERMIT NOT TO EXCEED 5 MONTHS	150			191		
1100	SEASONAL PERMIT NOT TO EXCEED 6 MONTHS	200			254		
1101	SEASONAL PERMIT NOT TO EXCEED 7 MONTHS	250			318		
1102	SEASONAL PERMIT NOT TO EXCEED 8 MONTHS	300			381		
1103	ELEMENTARY SCHOOL KITCHENS	121			154		
1104	MIDDLE SCHOOL KITCHENS	121			154		
1105	HIGH SCHOOL KITCHENS	121			154		
1110	MEAT/POULTRY/SEAFOOD=10000SF W/ FED INSP MEAT	118			150		
1115	INSTITUTIONAL FOOD SERVICE - SMALL	121			154		
1116	INSTITUTIONAL FOOD SERVICE - LARGE	121			154		
1117	WATER STORE	94			119		
1118	ELEMENTARY SCHOOL KITCHENS (NON USDA)	121			154		
1119	MIDDLE SCHOOL KITCHENS (NON USDA)	121			154		
1120	HIGH SCHOOL KITCHENS (NON USDA)	121			154		
1121	REMOTE SERVICE SITE	211			268		
1122	PORTABLE UNIT - TCS	296			376		
1123	MOBILE PRODUCE	139			177		
1124	ANNUAL ITINERANT - LOW RISK - MAJOR	521			662		
1125	ANNUAL ITINERANT - HIGH RISK - MAJOR	782			993		
1200	BOTTLING PLANT < 1,000 SF	417			530		
1201	BOTTLING PLANT 1000 - 2,999 SF	695			883		
1202	BOTTLING PLANT 3,000 - 4,999 SF	1391			1767		
1203	BOTTLING PLANT 5,000 - 9,999 SF	1615			2051		
1204	BOTTLING PLANT = 10,000 SF	1871			2376		
1205	FOOD PROCESSING < 1,000 SF	417			530		
1206	FOOD PROCESSING 1000 - 2,999 SF	695			883		
1207	FOOD PROCESSING 3,000 - 4,999 SF	1391			1767		
1208	FOOD PROCESSING 5,000 - 9,999 SF	1615			2051		
1209	FOOD PROCESSING = 10,000 SF	1871			2376		
1210	MEAT < 1,000 SF	417			530		
1211	MEAT 1000 - 2,999 SF	695			883		
1212	MEAT 3,000 - 4,999 SF	1391			1767		
1213	MEAT 5,000 - 9,999 SF	1615			2051		
1214	MEAT = 10,000 SF	1871			2376		
1215	BAKERY < 1,000 SF	417			530		
1216	BAKERY 1000 - 2,999 SF	695			883		
1217	BAKERY 3,000 - 4,999 SF	1391			1767		
1218	BAKERY 5,000 - 9,999 SF	1615			2051		
1219	BAKERY = 10,000 SF	1871			2376		
1220	ICE PLANT < 1,000 SF	417			530		
1221	ICE PLANT 1000 - 2,999 SF	695			883		
1222	ICE PLANT 3,000 - 4,999 SF	1391			1767		
1223	ICE PLANT 5,000 - 9,999 SF	1615			2051		
1224	ICE PLANT = 10,000 SF	1871			2376		
1225	CANDY PROCESSOR < 1,000 SF	417			530		
1226	CANDY PROCESSOR 1000 - 2,999 SF	695			883		
1227	CANDY PROCESSOR 3,000 - 4,999 SF	1391			1767		
1228	CANDY PROCESSOR 5,000 - 9,999 SF	1615			2051		
1229	CANDY PROCESSOR = 10,000 SF	1871			2376		
1230	ICE CREAM PROCESSOR < 1,000 SF	417			530		
1231	ICE CREAM PROCESSOR 1000 - 2,999 SF	695			883		



Recommended EH Fee Schedule

Proposed Fees 27%

Effective July 1, 2022

PE	DESCRIPTION	FIXED FEE	UNIT RATE	MAXIMUM BILLABLE	NEW		
					FIXED	UNIT	MAX
1232	ICE CREAM PROCESSOR 3,000 - 4,999 SF	1391			1767		
1233	ICE CREAM PROCESSOR 5,000 - 9,999 SF	1615			2051		
1234	ICE CREAM PROCESSOR = 10,000 SF	1871			2376		
1235	GAME PROCESSOR < 1,000 SF	417			530		
1236	GAME PROCESSOR 1000 - 2,999 SF	695			883		
1237	GAME PROCESSOR 3,000 - 4,999 SF	1391			1767		
1238	GAME PROCESSOR 5,000 - 9,999 SF	1615			2051		
1239	GAME PROCESSOR = 10,000 SF	1871			2376		
1240	FEDERALLY INSPECTED MEAT < 1,000 SF	417			530		
1241	FEDERALLY INSPECTED MEAT 1000 - 2,999 SF	695			883		
1242	FEDERALLY INSPECTED MEAT 3,000 - 4,999 SF	1391			1767		
1243	FEDERALLY INSPECTED MEAT 5,000 - 9,999 SF	1615			2051		
1244	FEDERALLY INSPECTED MEAT = 10,000 SF	1871			2376		
1245	DELI/COMMISSARY PROCESSOR < 1,000 SF	417	2.71		530	3.44	
1246	DELI/COMMISSARY PROCESSOR 1000 - 2,999 SF	695	2.71		883	3.44	
1247	DELI/COMMISSARY PROCESSOR 3,000 - 4,999 SF	1391	2.71		1767	3.44	
1248	DELI/COMMISSARY PROCESSOR 5,000 - 9,999 SF	1615	2.71		2051	3.44	
1249	DELI/COMMISSARY PROCESSOR = 10,000 SF	1871	2.71		2376	3.44	
1256	POULTRY PROCESSOR < 1,000 SF	417			530		
1257	POULTRY PROCESSOR 1000 - 2,999 SF	695			883		
1258	POULTRY PROCESSOR 3,000 - 4,999 SF	1391			1767		
1259	POULTRY PROCESSOR 5,000 - 9,999 SF	1615			2051		
1260	POULTRY PROCESSOR = 10,000	1871			2376		
1300	MARKET < 1,000 SF	227			288		
1301	MARKET 1000 - 2,999 SF	417			530		
1302	MARKET 3,000 - 4,999 SF	695			883		
1303	MARKET 5,000 - 9,999 SF	805			1022		
1304	MARKET = 10,000 SF	935			1187		
1305	REFRIGERATED STORAGE < 1,000 SF	227			288		
1306	REFRIGERATED STORAGE 1000 - 2,999 SF	417			530		
1307	REFRIGERATED STORAGE 3,000 - 4,999 SF	695			883		
1308	REFRIGERATED STORAGE 5,000 - 9,999 SF	805			1022		
1309	REFRIGERATED STORAGE = 10,000 SF	935			1187		
1310	PACKAGED STORAGE < 1,000 SF	227			288		
1311	PACKAGED STORAGE 1000 - 2,999 SF	417			530		
1312	PACKAGED STORAGE 3,000 - 4,999 SF	695			883		
1313	PACKAGED STORAGE 5,000 - 9,999 SF	805			1022		
1314	PACKAGED STORAGE = 10,000 SF	935			1187		
1315	HEALTH FOOD < 1,000 SF	227			288		
1316	HEALTH FOOD 1000 - 2,999 SF	417			530		
1317	HEALTH FOOD 3,000 - 4,999 SF	695			883		
1318	HEALTH FOOD 5,000 - 9,999 SF	805			1022		
1319	HEALTH FOOD = 10,000 SF	935			1187		
1320	COMMISSARY < 1,000 SF	227			288		
1321	COMMISSARY 1000 - 2,999 SF	417			530		
1322	COMMISSARY 3,000 - 4,999 SF	695			883		
1323	COMMISSARY 5,000 - 9,999 SF	805			1022		
1324	COMMISSARY = 10,000 SF	935			1187		
1325	DISCOUNT STORE < 1,000 SF	227			288		
1326	DISCOUNT STORE 1000 - 2,999 SF	417			530		
1327	DISCOUNT STORE 3,000 - 4,999 SF	695			883		
1328	DISCOUNT STORE 5,000 - 9,999 SF	805			1022		
1329	DISCOUNT STORE = 10,000 SF	935			1187		
1330	DRY STORAGE / WAREHOUSE < 1,000 SF	227			288		
1331	DRY STORAGE / WAREHOUSE 1000 - 2,999 SF	417			530		
1332	DRY STORAGE / WAREHOUSE 3,000 - 4,999 SF	695			883		
1333	DRY STORAGE / WAREHOUSE 5,000 - 9,999 SF	805			1022		
1334	DRY STORAGE / WAREHOUSE = 10,000 SF	935			1187		
1335	VENDING MACHINE COMPANY < 1,000 SF	227			288		
1336	VENDING MACHINE COMPANY 1000 - 2,999 SF	417			530		
1337	VENDING MACHINE COMPANY 3,000 - 4,999 SF	695			883		
1338	VENDING MACHINE COMPANY 5,000 - 9,999 SF	805			1022		
1339	VENDING MACHINE COMPANY = 10,000 SF	935			1187		
1340	VENDING MACHINE	0	75		0	95	
1400	FARMER'S MARKET EVENT COORDINATOR	290			368		
1401	SWAP MEET	521	2.71		662	3.44	
1402	FOOD COURT	521	2.71		662	3.44	
1403	SUMMER FOOD PROGRAM	0	118			150	
TEMPORARY EVENTS							
1501	ANNUAL EVENT COORDINATOR	1160			1473		
1502	TEMPORARY FOOD ESTABLISHMENT 1 - 5 DAYS	0	131		0	166	
1503	TEMPORARY FOOD ESTABLISHMENT 6 - 10 DAYS	0	160		0	203	
1504	TEMPORARY FOOD ESTABLISHMENT 11 - 14 DAYS	0	198		0	251	
1505	TASTE EVNT, BEV, 1ST 10 BTHS, THEN EA 10 BTHS=1	290	120		368	152	
1506	TASTE EVNT, FOOD/FOOD&BEV, 5 BTHS=1	290	120		368	152	
1508	TASTE EVNT, BEV, ADD'L 10 BOOTHS ONLY	0	120		0	152	



Recommended EH Fee Schedule

Proposed Fees 27%

Effective July 1, 2022

PE	DESCRIPTION	FIXED FEE	UNIT RATE	MAXIMUM BILLABLE	NEW		
					FIXED	UNIT	MAX
1509	TASTE EVNT, FOOD/FOOD&BEV,ADD'L 5 BOOTHS ONLY	0	120		0	152	
1510	EVENT COORDINATOR AND BOOTH UNITS	230	6		292	8	
1511	TASTING/SAMPLING EVENT - ADD'L BOOTHS ONLY	0	6		0	8	
1512	EVENT COORDINATOR 2-10 VENDOR BOOTHS	145			184		
1513	EVENT COORDINATOR 11-59 VENDOR BOOTHS	290			368		
1514	EVENT COORDINATOR 60+ VENDOR BOOTHS	290			368		
1515	EVENT COORDINATOR ADD'L HRS 60+ VENDOR BOOTHS	0	118	7000	0	150	8890.00
MISCELLANEOUS							
1900	INSPECTION FOLLOWING DOWNGRADE TO "C"	1200			1524		
1901	FAILED FOOD FIELD VST OR INSP RESULT IN CLOSE	1400			1778		
1902	AFTER HOURS RE-INSPECTION	479			608		
1903	INSP RESULT IN CLOSE (IHH SEWAGE)	1400			1778		
SOLID WASTE							
2000	MSW LANDFILL	3200			4064		
2003	CLASS III LANDFILL	1500			1905		
2006	TRANSFER STATION	1500			1905		
2009	MATERIAL RECOVERY FACILITY	2000			2540		
2017	RECYCLING CENTER	400			508		
2021	COMPOST FACILITY	800			1016		
2025	SALVAGE YARD / DISMANTLING YARD	567			720		
2032	WASTE TIRE MANAGEMENT FACILITY	400			508		
2036	SCRAP METAL DEALERS	400			508		
2040	SOLID WASTE HAULING BUSINESS	500	100		635	127.00	
2041	WASTE TIRE HAULING BUSINESS	500	100		635	127.00	
2042	LIQUID WASTE HAULING TRUCK	88			112		
2043	ASBESTOS HAULERS	500			635		
2044	ASBESTOS HAULERS ADDITIONAL PERMIT	150			191		
2045	RESTRICTED WASTE MANAGEMENT	227			288		
2046	SWM REINSPECTION FEE	200			254		
2047	LIQUID WASTE HAULING BUSINESS	319			405		
2048	SOLID WASTE STORAGE BIN FACILITIES	400			508		
2049	RESTRICTED WASTE MANAGEMENT CAT II	227			288		
2051	MEDICAL WASTE MANAGEMENT FACILITY	400			508		
2054	WASTE GREASE FACILITY	400			508		
2057	WASTE TO ENERGY/FUEL FACILITY	400			508		
2100	UNDERGROUND STORAGE TANKS	341	50		433	64	
2101	UST REINSPECTION FEE	200			254		
2201	RESIDENTIAL ISDS WITH NITROGEN REMOVAL SYSTEM	275			349		
2203	COMMERCIAL HOLDING TANK	1109			1408		
2204	REINSPECTION	275			349		
2205	ISDS PENALTY ASSMT REGS SECT 18	900			1143		
2206	ISDS PENALTY ASSMT NRS 444.650	900			1143		
DRUG/SUPPLEMENT/COSMETIC MANUFACTURING							
2500	DRUG/SUPPLEMENT MANUFACTURING	160			203		
2501	COSMETIC MANUFACTURING	160			203		
2502	MEDICAL DEVICE MANUFACTURING	160			203		
PUBLIC ACCOMMODATIONS							
3000	HOTELS	363	4.17	8202	461	5	10417
3001	MOTELS	363	4.17	8202	461	5	10417
3002	MOTEL W/ KITCHEN	363	4.17	8202	461	5	10417
3003	HOSTEL	363	4.17		461	5	
3004	BED AND BREAKFAST	363	4.17		461	5	
3005	MOBILE HOME PARKS	363	4.17		461	5	
3006	RV PARKS	363	4.17		461	5	
3007	CAMP GROUNDS / SCR.V-DRY CAMPING	118	2.4		150	3	
3011	ROOM CLOSE, BASE 1-5 ROOMS, EA UNIT=5 ADD'L RMS	284	74		361	94	
3012	AFTER HOURS PUBLIC ACCOM RE-INSPECTION	479			608		
3013	MASS GATHERING 500-1000 PERSONS/DAY	0	500 *				Unchanged
3014	MASS GATHERING 1001-5000 PERSONS/DAY	0	750 *				Unchanged
3015	MASS GATHERING 5001-10,000 PERSONS/DAY	0	1000 *				Unchanged
3016	MASS GATHERING 10,000+ PERSONS/DAY	0	2644 *				Unchanged
3017	FAILED PA FIELD VST OR INSP RESULT IN CLOSE	716			909		
3018	PA REINSPECTION FEE	239			304		
* Fees Set by Nevada Statute / Not Subject to SNHD Approved Fee Increases							
PUBLIC BATHING PLACES							
3100	NATURAL BATHING PLACE < 1,000 SF	413			525		
3101	NATURAL BATHING PLACE 1000 - 2,999 SF	710			902		
3102	NATURAL BATHING PLACE 3,000 - 4,999 SF	912			1158		
3103	NATURAL BATHING PLACE 5,000 - 9,999 SF	1022			1298		
3104	NATURAL BATHING PLACE = 10,000 SF	1087			1380		
3105	MUNICIPAL/ SCHOOL POOL < 1,000 SF	413			525		
3106	MUNICIPAL/ SCHOOL POOL 1000 - 2,999 SF	710			902		
3107	MUNICIPAL/ SCHOOL POOL 3,000 - 4,999 SF	912			1158		
3108	MUNICIPAL/ SCHOOL POOL 5,000 - 9,999 SF	1022			1298		
3109	MUNICIPAL/ SCHOOL POOL = 10,000 SF	1087			1380		



Recommended EH Fee Schedule

Proposed Fees 27%

Effective July 1, 2022

PE	DESCRIPTION	FIXED FEE	UNIT RATE	MAXIMUM BILLABLE	NEW		
					FIXED	UNIT	MAX
3110	LIVING UNIT SWIMMING POOL < 1,000 SF	413			525		
3111	LIVING UNIT SWIMMING POOL 1000 - 2,999 SF	710			902		
3112	LIVING UNIT SWIMMING POOL 3,000 - 4,999 SF	912			1158		
3113	LIVING UNIT SWIMMING POOL 5,000 - 9,999 SF	1022			1298		
3114	LIVING UNIT SWIMMING POOL = 10,000 SF	1087			1380		
3115	SPA < 1,000 SF	413			525		
3116	SPA 1000 - 2,999 SF	710			902		
3117	SPA 3,000 - 4,999 SF	912			1158		
3118	SPA 5,000 - 9,999 SF	1022			1298		
3119	SPA = 10,000 SF	1087			1380		
3120	WADING POOL < 1,000 SF	413			525		
3121	WADING POOL 1000 - 2,999 SF	710			902		
3122	WADING POOL 3,000 - 4,999 SF	912			1158		
3123	WADING POOL 5,000 - 9,999 SF	1022			1298		
3124	WADING POOL = 10,000 SF	1087			1380		
3125	WATER RECREATION ATTRACTION < 1,000 SF	413			525		
3126	WATER RECREATION ATTRACTION 1000 - 2,999 SF	710			902		
3127	WATER RECREATION ATTRACTION 3,000 - 4,999 SF	912			1158		
3128	WATER RECREATION ATTRACTION 5,000 - 9,999 SF	1022			1298		
3129	WATER RECREATION ATTRACTION = 10,000 SF	1087			1380		
3130	SPECIAL PURPOSE POOL < 1,000 SF	413			525		
3131	SPECIAL PURPOSE POOL 1000 - 2,999 SF	710			902		
3132	SPECIAL PURPOSE POOL 3,000 - 4,999 SF	912			1158		
3133	SPECIAL PURPOSE POOL 5,000 - 9,999 SF	1022			1298		
3134	SPECIAL PURPOSE POOL = 10,000 SF	1087			1380		
3135	FLOW THROUGH POOL < 1,000 SF	413			525		
3136	FLOW THROUGH POOL 1000 - 2,999 SF	710			902		
3137	FLOW THROUGH POOL 3,000 - 4,999 SF	912			1158		
3138	FLOW THROUGH POOL 5,000 - 9,999 SF	1022			1298		
3139	FLOW THROUGH POOL = 10,000 SF	1087			1380		
3140	OTHER SWIMMING POOL < 1,000 SF	413			525		
3141	OTHER SWIMMING POOL 1000 - 2,999 SF	710			902		
3142	OTHER SWIMMING POOL 3,000 - 4,999 SF	912			1158		
3143	OTHER SWIMMING POOL 5,000 - 9,999 SF	1022			1298		
3144	OTHER SWIMMING POOL = 10,000 SF	1087			1380		
3145	FLOTATION TANK < 1,000 SF	413			525		
3146	FLOTATION TANK 1000 - 2,999 SF	710			902		
3147	FLOTATION TANK 3,000 - 4,999 SF	912			1158		
3148	FLOTATION TANK 5,000 - 9,999 SF	1022			1298		
3149	FLOTATION TANK = 10,000 SF	1087			1380		
3150	SEASONAL POOL PERMIT NTE 4 MTH	211			268		
3151	SEASONAL POOL PERMIT NTE 5 MTH	422			536		
3152	SEASONAL POOL PERMIT NTE 6 MTH	633			804		
3155	SPECIAL POOL EVENT 1 - 14 DAYS	211			268		
3158	FAILED POOL FIELD VST OR INSP RESULT IN CLOSE	716			909		
3159	AFTER-HOURS POOL REINSPECTION	479			608		
3160	POOL REINSPECTION FEE	239			304		
3406	POOL COMPANY (RENEWAL)	253			321		
3407	POOL COMPANY NEW	340			432		
3408	QUALIFIED OPERATOR (RENEWAL)	15			19		
3409	QUALIFIED OPERATOR (NEW)	20			25		
BODY ART							
4000	TATTOO / PERMANENT MAKE-UP	290			368		
4001	BODY PIERCING BUSINESS - LOW RISK	100			127		
4002	BODY PIERCING BUSINESS - HIGH RISK	290			368		
4003	BODY ART VEHICLE	290			368		
4004	BODY ART SPECIAL EVENT - COORDINATOR	290			368		
4005	BODY ART SPECIAL EVENT - ARTIST	145			184		
4009	BODY ART REINSPECTION FEE	239			304		
4010	FAILED BODY ART FIELD VST/INSP RES IN CLOSE	716			909		
4100	BODY ARTIST EXAM	118			150		
4101	BODY ART CARD	20			25		
SCHOOLS/INSTITUTIONS							
4200	CHILDREN'S HOME / INSTITUTION	10 *			Unchanged		
4204	ELEMENTARY SCHOOL	118			150		
4205	MIDDLE SCHOOL	118			150		
4206	HIGH SCHOOL	118			150		
4207	SUMMER CAMPS	10 *			Unchanged		
4208	SCHOOL/INSTITUTION REINSPECTION FEE	239			304		
4209	FAILED SCHOOL/INST FLD VST/INSP RES IN CLOSE	716			909		
4300	FAMILY CARE HOME 1-6 CHILDREN	118			150		
4301	GROUP CARE HOME 7-12 CHILDREN	239			304		
4302	CHILDCARE CENTERS >12	354			450		
4303	CHILDCARE SPECIAL EVENT 1-7 DAYS	211			268		
4304	CHILDCARE REINSPECTION FEE	239			304		



Recommended EH Fee Schedule

Proposed Fees 27%

Effective July 1, 2022

				NEW			
PE	DESCRIPTION	FIXED FEE	UNIT RATE	MAXIMUM BILLABLE	FIXED	UNIT	MAX
4305	FAILED CHILDCARE FLD VST/INSP RES IN CLOSE	716			909		
* Fees Set by Nevada Statute / Not Subject to SNHD Approved Fee Increases							
SOLID WASTE PENALTIES							
4707	SWMA PENALTY ASSMT NRS 439.490	\$500-\$5,000 *			Unchanged		
4708	SWMA PENALTY ASSMT NRS 444.553(2)	\$500-\$5,000 *			Unchanged		
4709	SWMA PENALTY ASSMT NRS 444.580	\$500-\$5,000 *			Unchanged		
4710	SWMA PENALTY ASSMT NRS 444.583	\$500-\$5,000 *			Unchanged		
4711	SWMA PENALTY ASSMT NRS 444.592	\$500-\$5,000 *			Unchanged		
4712	SWMA PENALTY ASSMT NRS 444.610	\$500-\$5,000 *			Unchanged		
4713	SWMA PENALTY ASSMT NRS 444.630	\$500-\$5,000 *			Unchanged		
4714	SWMA PENALTY ASSMT NAC 444.660(3)	\$500-\$5,000 *			Unchanged		
4715	SWMA PENALTY ASSMT NAC 444.662(1)	\$500-\$5,000 *			Unchanged		
4716	SWMA PENALTY ASSMT NAC 444.664	\$500-\$5,000 *			Unchanged		
4717	SWMA PENALTY ASSMT HO REGS	\$500-\$5,000 *			Unchanged		
4718	SWMA PENALTY ASSMT TS REGS	\$500-\$5,000 *			Unchanged		
4719	SWMA PENALTY ASSMT MRF REGS	\$500-\$5,000 *			Unchanged		
4720	SWMA PENALTY ASSMT RECYCLING REGS	\$500-\$5,000 *			Unchanged		
4721	SWMA PENALTY ASSMT C&D REGS	\$500-\$5,000 *			Unchanged		
4722	SWMA PENALTY ASSMT PW STORAGE BIN REGS	\$500-\$5,000 *			Unchanged		
4723	SWMA PENALTY ASSMT TEMP SWD OPS REGS	\$500-\$5,000 *			Unchanged		
4735	ADVISORY FIELD INSP/INVEST - PUBLIC REQUEST	239			304		
* Fees Set by Nevada Statute/Not Subject to SNHD Approved Fee Increases							

PLAN REVIEW FEES

FOOD OPERATIONS							
5000	FPR - MAIN KITCHEN	398	2.4		505	3	
5001	FPR - MAIN KITCHEN (1 DRIVE-UP)	477	2.4		606	3	
5002	FPR - MAIN KITCHEN (2 DRIVE-UP)	556	2.4		706	3	
5003	FPR - RESTAURANT	398	2.4		505	3	
5004	FPR - RESTAURANT (1 DRIVE-UP)	477	2.4		606	3	
5005	FPR - RESTAURANT (2 DRIVE-UP)	556	2.4		706	3	
5006	FPR - RESTAURANT / TAKE OUT	398	2.4		505	3	
5007	FPR - RESTAURANT / TAKE OUT (1 DRIVE-UP)	477	2.4		606	3	
5008	FPR - RESTAURANT / TAKE OUT (2 DRIVE-UP)	556	2.4		706	3	
5009	FPR - SNACK BAR	398	2.4		505	3	
5010	FPR - SNACK BAR (1 DRIVE-UP)	477	2.4		606	3	
5011	FPR - SNACK BAR (2 DRIVE-UP)	556	2.4		706	3	
5012	FPR - BUFFET (DAILY)	398	2.4		505	3	
5013	FPR - BARBEQUE	398	2.4		505	3	
5014	FPR - BARBEQUE (1 DRIVE-UP)	477	2.4		606	3	
5015	FPR - BARBEQUE (2 DRIVE-UP)	556	2.4		706	3	
5016	FPR - DRINKING ESTABLISHMENT	398	2.4		505	3	
5017	FPR - BEER BAR	398	2.4		505	3	
5018	FPR - BANQUET KITCHEN < 1,000 SF	869			1104		
5019	FPR - BANQUET KITCHEN 1000 - 2,999 SF	1158			1471		
5020	FPR - BANQUET KITCHEN 3,000 - 4,999 SF	1449			1840		
5021	FPR - BANQUET KITCHEN 5,000 - 9,999 SF	1739			2209		
5022	FPR - BANQUET KITCHEN = 10,000 SF	2029			2577		
5023	FPR - BANQUET SUPPORT < 1,000 SF	869			1104		
5024	FPR - BANQUET SUPPORT 1000 - 2,999 SF	1158			1471		
5025	FPR - BANQUET SUPPORT 3,000 - 4,999 SF	1449			1840		
5026	FPR - BANQUET SUPPORT 5,000 - 9,999 SF	1739			2209		
5027	FPR - BANQUET SUPPORT = 10,000 SF	2029			2577		
5028	FPR - SPECIAL KITCHEN < 1,000 SF	869			1104		
5029	FPR - SPECIAL KITCHEN 1000 - 2,999 SF	1158			1471		
5030	FPR - SPECIAL KITCHEN 3,000 - 4,999 SF	1449			1840		
5031	FPR - SPECIAL KITCHEN 5,000 - 9,999 SF	1739			2209		
5032	FPR - SPECIAL KITCHEN = 10,000	2029			2577		
5033	FPR - KITCHEN BAKERY < 1,000 SF	869			1104		
5034	FPR - KITCHEN BAKERY 1000 - 2,999 SF	1158			1471		
5035	FPR - KITCHEN BAKERY 3,000 - 4,999 SF	1449			1840		
5036	FPR - KITCHEN BAKERY 5,000 - 9,999 SF	1739			2209		
5037	FPR - KITCHEN BAKERY = 10,000 SF	2029			2577		
5038	FPR - MEAT < 1,000 SF	869			1104		
5039	FPR - MEAT 1000 - 2,999 SF	1158			1471		
5040	FPR - MEAT 3,000 - 4,999 SF	1449			1840		
5041	FPR - MEAT 5,000 - 9,999 SF	1739			2209		
5042	FPR - MEAT = 10,000 SF	2029			2577		
5043	FPR - VEGETABLE PREP < 1,000 SF	869			1104		
5044	FPR - VEGETABLE PREP 1000 - 2,999 SF	1158			1471		
5045	FPR - VEGETABLE PREP 3,000 - 4,999 SF	1449			1840		
5046	FPR - VEGETABLE PREP 5,000 - 9,999 SF	1739			2209		
5047	FPR - VEGETABLE PREP = 10,000 SF	2029			2577		
5048	FPR - PANTRY < 1,000 SF	869			1104		
5049	FPR - PANTRY 1000 - 2,999 SF	1158			1471		
5050	FPR - PANTRY 3,000 - 4,999 SF	1449			1840		



Recommended EH Fee Schedule

Proposed Fees 27%

Effective July 1, 2022

PE	DESCRIPTION	FIXED FEE	UNIT RATE	MAXIMUM BILLABLE	NEW		
					FIXED	UNIT	MAX
5051	FPR - PANTRY 5,000 - 9,999 SF	1739			2209		
5052	FPR - PANTRY = 10,000 SF	2029			2577		
5053	FPR - GARDE MANGER < 1,000 SF	869			1104		
5054	FPR - GARDE MANGER 1000 - 2,999 SF	1158			1471		
5055	FPR - GARDE MANGER 3,000 - 4,999 SF	1449			1840		
5056	FPR - GARDE MANGER 5,000 - 9,999 SF	1739			2209		
5057	FPR - GARDE MANGER = 10,000 SF	2029			2577		
5058	FPR - MEAT /POULTRY/ SEAFOOD < 1000 SF	869			1104		
5059	FPR - MEAT /POULTRY/ SEAFOOD 1000 - 2999 SF	1158			1471		
5060	FPR - MEAT /POULTRY/ SEAFOOD 3000 - 4999 SF	1449			1840		
5061	FPR - MEAT /POULTRY/ SEAFOOD 5000 - 9999 SF	1739			2209		
5062	FPR - MEAT /POULTRY/ SEAFOOD = 10000 SF	2029			2577		
5063	FPR - CONFECTION < 1000 SF	869			1104		
5064	FPR - CONFECTION 1000 - 2999 SF	1158			1471		
5065	FPR - CONFECTION 3000 - 4999 SF	1449			1840		
5066	FPR - CONFECTION 5000 - 9999 SF	1739			2209		
5067	FPR - CONFECTION = 10000 SF	2029			2577		
5068	FPR - PRODUCE MARKET < 1000 SF	869			1104		
5069	FPR - PRODUCE MARKET 1000 - 2999 SF	1158			1471		
5070	FPR - PRODUCE MARKET 3000 - 4999 SF	1449			1840		
5071	FPR - PRODUCE MARKET 5000 - 9999 SF	1739			2209		
5072	FPR - PRODUCE MARKET = 10000 SF	2029			2577		
5073	FPR - BAKERY SALES < 1000 SF	869			1104		
5074	FPR - BAKERY SALES 1000 - 2999 SF	1158			1471		
5075	FPR - BAKERY SALES 3000 - 4999 SF	1449			1840		
5076	FPR - BAKERY SALES 5000 - 9999 SF	1739			2209		
5077	FPR - BAKERY SALES = 10000 SF	2029			2577		
5078	FPR - PORTABLE BANQUET BAR	290	94		368	119.38	
5079	FPR - PORTABLE UNIT - OUTDOOR	290	94		368	119.38	
5080	FPR - PORTABLE UNIT - INDOOR	290	94		368	119.38	
5081	FPR - SELF-SERVICE PRE-PACKAGED FOOD TRUCK	391			497		
5083	FPR - MOBILE FOOD SERVICE	479			608		
5084	FPR - FROZEN MEAT SALES	239			304		
5085	FPR - FOOD DELIVERY TRUCK - HIGH RISK	239			304		
5086	FPR - MOBILE ICE CREAM/CANDY	239			304		
5087	FPR - GROCERY STORE SAMPLING	290			368		
5088	FPR - CONCESSIONS - LOW RISK	398			505		
5089	FPR - CONCESSIONS - HIGH RISK	398			505		
5090	FPR - CATERER	398			505		
5091	SPPR - CHILDCARE KITCHENS	631			801		
5092	FPR - ANNUAL ITINERANT - LOW RISK	239			304		
5093	FPR - ANNUAL ITINERANT - HIGH RISK	300			381		
5094	FPR - FARMER'S MARKET - SAMPLING	160			203		
5095	FPR - FARMER'S MARKET - PROCESSED PRODUCT	160			203		
5096	FPR - FARMER'S MARKET - LOW RISK	160			203		
5097	FPR - FARMER'S MARKET - HIGH RISK	239			304		
5098	FPR - SEASONAL PERMIT 0 - 4 MONTHS	239			304		
5099	FPR - SEASONAL PERMIT NOT TO EXCEED 5 MONTHS	239			304		
5100	FPR - SEASONAL PERMIT NOT TO EXCEED 6 MONTHS	239			304		
5101	FPR - SEASONAL PERMIT NOT TO EXCEED 7 MONTHS	239			304		
5102	FPR - SEASONAL PERMIT NOT TO EXCEED 8 MONTHS	239			304		
5103	SPPR - ELEMENTARY SCHOOL KITCHENS	354			450		
5104	SPPR - MIDDLE SCHOOL KITCHENS	470			597		
5105	SPPR - HIGH SCHOOL KITCHENS	631			801		
5106	FPR - MAJ REM PE'S (5001-5018)	319	1.56		405	2	
5107	FPR - MAJ REM PE'S (5001-5018) 1 DRIVE UP	358	1.56		455	2	
5108	FPR - MAJ REM PE'S (5001-5018) 2 DRIVE UP	397	1.56		504	2	
5109	FPR - MAJ REM PE'S (5019-5106) < 1,000 SF	869			1104		
5110	FPR - MAJ REM PE'S (5019-5106) 1,000-2,999 SF	1158			1471		
5111	FPR - MAJ REM PE'S (5019-5106) 3,000-4,999 SF	1449			1840		
5112	FPR - MAJ REM PE'S (5019-5106) 5,000-9,999 SF	1739			2209		
5113	FPR - MAJ REM PE'S (5019-5106) >= 10,000 SF	2029			2577		
5114	FPR - MINOR REMODEL PRG CAT 50	363			461		
5115	SPPR - INSTITUTIONAL FOOD SERVICE - SMALL	470			597		
5116	SPPR - INSTITUTIONAL FOOD SERVICE - LARGE	631			801		
5117	FPR - WATER STORE	398			505		
5121	FPR - REMOTE SERVICE SITE	398			505		
5122	FPR - PORTABLE UNIT - TCS	290	94		368	119	
5123	FPR - MOBILE PRODUCE	239			304		
5124	FPR - ANNUAL ITINERANT - LOW RISK - MAJOR	239			304		
5125	FPR - ANNUAL ITINERANT - HIGH RISK - MAJOR	239			304		
5200	FPR - BOTTLING PLANT < 1,000 SF	869			1104		
5201	FPR - BOTTLING PLANT 1000 - 2,999 SF	1158			1471		
5202	FPR - BOTTLING PLANT 3,000 - 4,999 SF	1449			1840		
5203	FPR - BOTTLING PLANT 5,000 - 9,999 SF	1739			2209		
5204	FPR - BOTTLING PLANT >= 10,000 SF	2029			2577		



Recommended EH Fee Schedule

Proposed Fees 27%

Effective July 1, 2022

PE	DESCRIPTION	FIXED FEE	UNIT RATE	MAXIMUM BILLABLE	NEW		
					FIXED	UNIT	MAX
5205	FPR - FOOD PROCESSING < 1,000 SF	869			1104		
5206	FPR - FOOD PROCESSING 1000 - 2,999 SF	1158			1471		
5207	FPR - FOOD PROCESSING 3,000 - 4,999 SF	1449			1840		
5208	FPR - FOOD PROCESSING 5,000 - 9,999 SF	1739			2209		
5209	FPR - FOOD PROCESSING >= 10,000 SF	2029			2577		
5210	FPR - MEAT < 1,000 SF	869			1104		
5211	FPR - MEAT 1000 - 2,999 SF	1158			1471		
5212	FPR - MEAT 3,000 - 4,999 SF	1449			1840		
5213	FPR - MEAT 5,000 - 9,999 SF	1739			2209		
5214	FPR - MEAT >= 10,000 SF	2029			2577		
5215	FPR - BAKERY < 1,000 SF	869			1104		
5216	FPR - BAKERY 1000 - 2,999 SF	1158			1471		
5217	FPR - BAKERY 3,000 - 4,999 SF	1449			1840		
5218	FPR - BAKERY 5,000 - 9,999 SF	1739			2209		
5219	FPR - BAKERY >= 10,000 SF	2029			2577		
5220	FPR - ICE PLANT < 1,000 SF	869			1104		
5221	FPR - ICE PLANT 1000 - 2,999 SF	1158			1471		
5222	FPR - ICE PLANT 3,000 - 4,999 SF	1449			1840		
5223	FPR - ICE PLANT 5,000 - 9,999 SF	1739			2209		
5224	FPR - ICE PLANT >= 10,000 SF	2029			2577		
5225	FPR - CANDY PROCESSOR < 1,000 SF	869			1104		
5226	FPR - CANDY PROCESSOR 1000 - 2,999 SF	1158			1471		
5227	FPR - CANDY PROCESSOR 3,000 - 4,999 SF	1449			1840		
5228	FPR - CANDY PROCESSOR 5,000 - 9,999 SF	1739			2209		
5229	FPR - CANDY PROCESSOR >= 10,000 SF	2029			2577		
5230	FPR - ICE CREAM PROCESSOR < 1,000 SF	869			1104		
5231	FPR - ICE CREAM PROCESSOR 1000 - 2,999 SF	1158			1471		
5232	FPR - ICE CREAM PROCESSOR 3,000 - 4,999 SF	1449			1840		
5233	FPR - ICE CREAM PROCESSOR 5,000 - 9,999 SF	1739			2209		
5234	FPR - ICE CREAM PROCESSOR >= 10,000 SF	2029			2577		
5235	FPR - GAME PROCESSOR < 1,000 SF	869			1104		
5236	FPR - GAME PROCESSOR 1000 - 2,999 SF	1158			1471		
5237	FPR - GAME PROCESSOR 3,000 - 4,999 SF	1449			1840		
5238	FPR - GAME PROCESSOR 5,000 - 9,999 SF	1739			2209		
5239	FPR - GAME PROCESSOR >= 10,000 SF	2029			2577		
5240	FPR - FEDERALLY INSPECTED MEAT < 1,000 SF	869			1104		
5241	FPR - FEDERALLY INSPECTED MEAT 1000-2,999 SF	1158			1471		
5242	FPR - FEDERALLY INSPECTED MEAT 3000-4,999 SF	1449			1840		
5243	FPR - FEDERALLY INSPECTED MEAT 5000-9,999 SF	1739			2209		
5244	FPR - FEDERALLY INSPECTED MEAT >= 10,000 SF	2029			2577		
5245	FPR - DELI/COMMISSARY PROCESS < 1,000 SF	869			1104		
5246	FPR - DELI/COMMISSARY PROCESS 1000-2,999 SF	1158			1471		
5247	FPR - DELI/COMMISSARY PROCESS 3000-4,999 SF	1449			1840		
5248	FPR - DELI/COMMISSARY PROCESS 5000-9,999 SF	1739			2209		
5249	FPR - DELI/COMMISSARY PROCESS >= 10,000 SF	2029			2577		
5250	FPR - MAJOR REM PRG CAT 52 < 1,000 SF	869			1104		
5251	FPR - MAJOR REM PRG CAT 52 1000-2,999 SF	1158			1471		
5252	FPR - MAJOR REM PRG CAT 52 3000-4,999 SF	1449			1840		
5253	FPR - MAJOR REM PRG CAT 52 5000-9,999 SF	1739			2209		
5254	FPR - MAJOR REM PRG CAT 52 >= 10,000 SF	2029			2577		
5255	FPR - MINOR REMODEL PRG CAT 52	363			461		
5256	FPR - POULTRY PROCESSOR < 1,000 SF	869			1104		
5257	FPR - POULTRY PROCESSOR 1000 - 2,999 SF	1158			1471		
5258	FPR - POULTRY PROCESSOR 3,000 - 4,999 SF	1449			1840		
5259	FPR - POULTRY PROCESSOR 5,000 - 9,999 SF	1739			2209		
5260	FPR - POULTRY PROCESSOR = 10,000	2029			2577		
5300	FPR - MARKET < 1,000 SF	869			1104		
5301	FPR - MARKET 1000 - 2,999 SF	1158			1471		
5302	FPR - MARKET 3,000 - 4,999 SF	1449			1840		
5303	FPR - MARKET 5,000 - 9,999 SF	1739			2209		
5304	FPR - MARKET >= 10,000 SF	2029			2577		
5305	FPR - REFRIGERATED STORAGE < 1,000 SF	869			1104		
5306	FPR - REFRIGERATED STORAGE 1000 - 2,999 SF	1158			1471		
5307	FPR - REFRIGERATED STORAGE 3,000 - 4,999 SF	1449			1840		
5308	FPR - REFRIGERATED STORAGE 5,000 - 9,999 SF	1739			2209		
5309	FPR - REFRIGERATED STORAGE >= 10,000 SF	2029			2577		
5310	FPR - PACKAGED STORAGE < 1,000 SF	869			1104		
5311	FPR - PACKAGED STORAGE 1000 - 2,999 SF	1158			1471		
5312	FPR - PACKAGED STORAGE 3,000 - 4,999 SF	1449			1840		
5313	FPR - PACKAGED STORAGE 5,000 - 9,999 SF	1739			2209		
5314	FPR - PACKAGED STORAGE >= 10,000 SF	2029			2577		
5315	FPR - HEALTH FOOD < 1,000 SF	869			1104		
5316	FPR - HEALTH FOOD 1000 - 2,999 SF	1158			1471		
5317	FPR - HEALTH FOOD 3,000 - 4,999 SF	1449			1840		
5318	FPR - HEALTH FOOD 5,000 - 9,999 SF	1739			2209		
5319	FPR - HEALTH FOOD >= 10,000 SF	2029			2577		



Recommended EH Fee Schedule

Proposed Fees 27%

Effective July 1, 2022

PE	DESCRIPTION	FIXED FEE	UNIT RATE	MAXIMUM BILLABLE	NEW		
					FIXED	UNIT	MAX
5320	FPR - COMMISSARY < 1,000 SF	869			1104		
5321	FPR - COMMISSARY 1000 - 2,999 SF	1158			1471		
5322	FPR - COMMISSARY 3,000 - 4,999 SF	1449			1840		
5323	FPR - COMMISSARY 5,000 - 9,999 SF	1739			2209		
5324	FPR - COMMISSARY >= 10,000 SF	2029			2577		
5325	FPR - DISCOUNT STORE < 1,000 SF	869			1104		
5326	FPR - DISCOUNT STORE 1000 - 2,999 SF	1158			1471		
5327	FPR - DISCOUNT STORE 3,000 - 4,999 SF	1449			1840		
5328	FPR - DISCOUNT STORE 5,000 - 9,999 SF	1739			2209		
5329	FPR - DISCOUNT STORE >= 10,000 SF	2029			2577		
5330	FPR - DRY STORAGE / WAREHOUSE < 1,000 SF	869			1104		
5331	FPR - DRY STORAGE / WAREHOUSE 1000-2,999 SF	1158			1471		
5332	FPR - DRY STORAGE / WAREHOUSE 3000-4,999 SF	1449			1840		
5333	FPR - DRY STORAGE / WAREHOUSE 5000-9,999 SF	1739			2209		
5334	FPR - DRY STORAGE / WAREHOUSE >= 10,000 SF	2029			2577		
5335	FPR - VENDING MACHINE COMPANY < 1,000 SF	869			1104		
5336	FPR - VENDING MACHINE COMPANY 1000-2,999 SF	1158			1471		
5337	FPR - VENDING MACHINE COMPANY 3000-4,999 SF	1449			1840		
5338	FPR - VENDING MACHINE COMPANY 5000-9,999 SF	1739			2209		
5339	FPR - VENDING MACHINE COMPANY >= 10,000 SF	2029			2577		
5340	FPR - VENDING MACHINE	0	75		0	95	
5341	FPR - MAJOR REM PRG CAT 53 < 1,000 SF	869			1104		
5342	FPR - MAJOR REM PRG CAT 53 1000 - 2,999 SF	1158			1471		
5343	FPR - MAJOR REM PRG CAT 53 3,000 - 4,999 SF	1449			1840		
5344	FPR - MAJOR REM PRG CAT 53 5,000 - 9,999 SF	1739			2209		
5345	FPR - MAJOR REM PRG CAT 53 >= 10,000 SF	2029			2577		
5346	FPR - MINOR REMODEL PRG CAT 53	363			461		
5347	FPR - RETAIL FOOD SALES < 25% OR < 500 SQFT	160			203		
5400	FPR - FARMER'S MARKET EVENT COORDINATOR	239			304		
5401	FPR - SWAP MEET	160			203		
5402	FPR - FOOD COURT	160			203		
5500	FPR - ANNUAL EVENT COORDINATOR (BASE + 1 HR)	236	118		300	150	
5901	FPR - FAILED FPR FIELD VISIT WITH CLOSE	716			909		
SOLID WASTE/UNDERGROUND STORAGE/SEPTICS							
6000	SWMPR - MSW LANDFILL	15793			20057		
6001	SWMPR - MSW LANDFILL RESUBMITTAL	7896.5			10029		
6002	SWMPR - MSW LANDFILL MODIFICATION	1579			2005		
6003	SWMPR - CLASS III LANDFILL	6318			8024		
6004	SWMPR - CLASS III LANDFILL RESUBMITTAL	3159			4012		
6005	SWMPR - CLASS III LANDFILL MODIFICATION	632			803		
6006	SWMPR - TRANSFER STATION	4081			5183		
6007	SWMPR - TRANSFER STATION RESUBMITTAL	2040.5			2591		
6008	SWMPR - TRANSFER STATION MODIFICATION	408			518		
6009	SWMPR - MRF	3265			4147		
6011	SWMPR - MRF RESUBMITTAL	1632.5			2073		
6012	SWMPR - MRF MODIFICATION	327			415		
6017	SWMPR - RECYCLING CENTER	1579			2005		
6019	SWMPR - RECYCLING CENTER RESUBMITTAL	789.5			1003		
6020	SWMPR - RECYCLING CENTER MODIFICATION	158			201		
6021	SWMPR - COMPOST FACILITY	1579			2005		
6023	SWMPR - COMPOST FACILITY RESUBMITTAL	789.5			1003		
6024	SWMPR - COMPOST FACILITY MODIFICATION	158			201		
6025	SWMPR - SALVAGE YARD/DISMANT YARD	1579			2005		
6027	SWMPR - SALVAGE YARD/DISMANT YARD RESUB	789.5			1003		
6028	SWMPR - SALVAGE YARD/DISMANT YARD MOD	158			201		
6032	SWMPR - WASTE TIRE MGMT FACILITY	790			1003		
6034	SWMPR - WASTE TIRE MGMT FACILITY RESUB	395			502		
6035	SWMPR - WASTE TIRE MGMT FACILITY MOD	100			127		
6036	SWMPR - SCRAP METAL DEALERS	1579			2005		
6038	SWMPR - SCRAP METAL DEALERS RESUBMITTAL	789.5			1003		
6039	SWMPR - SCRAP METAL DEALERS MODIFICATION	158			201		
6042	SWMPR - LIQUID WASTE HAULING BUS - ADD TRUCK	88			112		
6048	SWMPR - SW STORAGE BIN FACILITIES	741			941		
6049	SWMPR - SW STORAGE BIN FACILITIES RESUB	370.5			471		
6050	SWMPR - SW STORAGE BIN FACILITIES MOD	74			94		
6051	SWMPR - MEDICAL WASTE MGMT FACILITY	1579			2005		
6052	SWMPR - MEDICAL WASTE MGMT FACILITY RESUB	789.5			1003		
6053	SWMPR - MEDICAL WASTE MGMT FACILITY MOD	158			201		
6054	SWMPR - WASTE GREASE FACILITY	1579			2005		
6055	SWMPR - WASTE GREASE FACILITY RESUB	789.5			1003		
6056	SWMPR - WASTE GREASE FACILITY MOD	158			201		
6057	SWMPR - WASTE TO ENERGY/FUEL FACILITY	1579			2005		
6058	SWMPR - WASTE TO ENERGY/FUEL FACILITY RESUB	789.5			1003		
6059	SWMPR - WASTE TO ENERGY/FUEL MOD	158			201		
6100	USTPR - NEW UST	391			497		
6101	USTPR - MODIFICATION	391			497		



Recommended EH Fee Schedule

Proposed Fees 27%

Effective July 1, 2022

PE	DESCRIPTION	FIXED FEE	UNIT RATE	MAXIMUM BILLABLE	NEW		
					FIXED	UNIT	MAX
6102	USTPR - CLOSURE AND FINAL INSPECTION	391			497		
6103	USTPR - RESUBMITTAL	195.5			248		
6200	SDSPR - RESIDENTIAL ISDS	551			700		
6201	SDSPR - RESIDENTIAL ISDS W/ NITR REMOVAL SYST	551			700		
6202	SDSPR - COMMERCIAL ISDS	1109			1408		
6203	SDSPR - COMMERCIAL HOLDING TANK	1109			1408		
6204	SDSPR - INSPECTION	275			349		
6205	SDSPR - TECHNICAL/PRODUCT REV	949			1205		
6206	SDSPR - NONSTANDARD / ADVISORY RESIDENTIAL	160			203		
6207	SDSPR - NONSTANDARD / ADVISORY COMMERCIAL	239			304		
6208	SDSPR - MODIFICATION	239			304		
6209	SDSPR - RESUBMITTAL	239			304		
6210	SDSPR - COMMERCIAL CHANGE OF OWNERSHIP	337			428		
6212	SDSPR - TENANT IMPROVEMENT/REMODEL	160			203		
6215	SDSPR - LOAN CERTIFICATION SEPTIC SYSTEM ONLY	268			340		
6216	SDSPR - LOAN CERTIFICATION WELL ONLY	268			340		
6217	SDSPR - LOAN CERT SEPTIC SYSTEM AND WELL	340			432		
6218	SDSPR - FILE SEARCH	100			127		
6220	SDSPR - PARCEL MAP REVIEW	200			254		
6221	SDSPR - COMMERCIAL HOLDING TANK (PERM)	1109			1408		
PUBLIC ACCOMMODATIONS							
7000	PR - HOTELS	725	7.3		921	9	
7001	PR - MOTELS	725	7.3		921	9	
7002	PR - MOTEL W/ KITCHEN	725	7.3		921	9	
7003	PR - HOSTEL	725	7.3		921	9	
7004	PR - BED AND BREAKFAST	725	7.3		921	9	
7005	PR - MOBILE HOME PARKS	306			389		
7006	PR - RV PARKS	306			389		
7007	PR - CAMPGROUNDS / SCRVD-DRY CAMPING	160			203		
7008	PR - MAJOR REMODEL PRG CAT 70	363	7.3		461	9	
7009	PR - ADDITIONS PRG CAT 70	725	7.3		921	9	
7010	PR - MINOR REMODEL PRG CAT 70	363			461		
7011	PR - COO PRG CAT 70	337			428		
PUBLIC BATHING PLACES							
7100	PPR - NATURAL BATHING PLACE < 1,000 SF	949			1205		
7101	PPR - NATURAL BATHING PLACE 1000 - 2,999 SF	1181			1500		
7102	PPR - NATURAL BATHING PLACE 3,000 - 4,999 SF	1304			1656		
7103	PPR - NATURAL BATHING PLACE 5,000 - 9,999 SF	1818			2309		
7104	PPR - NATURAL BATHING PLACE >= 10,000 SF	1897			2409		
7105	PPR - MUNICIPAL/ SCHOOL POOL < 1,000 SF	949			1205		
7106	PPR - MUNICIPAL/ SCHOOL POOL 1000 - 2,999 SF	1181			1500		
7107	PPR - MUNICIPAL/ SCHOOL POOL 3,000 - 4,999 SF	1304			1656		
7108	PPR - MUNICIPAL/ SCHOOL POOL 5,000 - 9,999 SF	1818			2309		
7109	PPR - MUNICIPAL/ SCHOOL POOL >= 10,000 SF	1897			2409		
7110	PPR - LIVING UNIT SWIM POOL < 1,000 SF	949			1205		
7111	PPR - LIVING UNIT SWIM POOL 1000-2,999 SF	1181			1500		
7112	PPR - LIVING UNIT SWIM POOL 3000-4,999 SF	1304			1656		
7113	PPR - LIVING UNIT SWIM POOL 5000-9,999 SF	1818			2309		
7114	PPR - LIVING UNIT SWIM POOL >= 10,000 SF	1897			2409		
7115	PPR - SPA < 1,000 SF	949			1205		
7116	PPR - SPA 1000 - 2,999 SF	1181			1500		
7117	PPR - SPA 3,000 - 4,999 SF	1304			1656		
7118	PPR - SPA 5,000 - 9,999 SF	1818			2309		
7119	PPR - SPA >= 10,000 SF	1897			2409		
7120	PPR - WADING POOL < 1,000 SF	949			1205		
7121	PPR - WADING POOL 1000 - 2,999 SF	1181			1500		
7122	PPR - WADING POOL 3,000 - 4,999 SF	1304			1656		
7123	PPR - WADING POOL 5,000 - 9,999 SF	1818			2309		
7124	PPR - WADING POOL >= 10,000 SF	1897			2409		
7125	PPR - WATER RECREATION ATTR < 1,000 SF	949			1205		
7126	PPR - WATER RECREATION ATTR 1000-2,999 SF	1181			1500		
7127	PPR - WATER RECREATION ATTR 3000-4,999 SF	1304			1656		
7128	PPR - WATER RECREATION ATTR 5,000-9,999 SF	1818			2309		
7129	PPR - WATER RECREATION ATTR >= 10,000 SF	1897			2409		
7130	PPR - SPECIAL PURPOSE POOL < 1,000 SF	949			1205		
7131	PPR - SPECIAL PURPOSE POOL 1000 - 2,999 SF	1181			1500		
7132	PPR - SPECIAL PURPOSE POOL 3,000 - 4,999 SF	1304			1656		
7133	PPR - SPECIAL PURPOSE POOL 5,000 - 9,999 SF	1818			2309		
7134	PPR - SPECIAL PURPOSE POOL >= 10,000 SF	1897			2409		
7135	PPR - FLOW THROUGH POOL < 1,000 SF	949			1205		
7136	PPR - FLOW THROUGH POOL 1000 - 2,999 SF	1181			1500		
7137	PPR - FLOW THROUGH POOL 3,000 - 4,999 SF	1304			1656		
7138	PPR - FLOW THROUGH POOL 5,000 - 9,999 SF	1818			2309		
7139	PPR - FLOW THROUGH POOL >= 10,000 SF	1897			2409		
7140	PPR - OTHER SWIMMING POOL < 1,000 SF	949			1205		



Recommended EH Fee Schedule

Proposed Fees 27%

Effective July 1, 2022

PE	DESCRIPTION	FIXED FEE	UNIT RATE	MAXIMUM BILLABLE	NEW		
					FIXED	UNIT	MAX
7141	PPR - OTHER SWIMMING POOL 1000 - 2,999 SF	1181			1500		
7142	PPR - OTHER SWIMMING POOL 3,000 - 4,999 SF	1304			1656		
7143	PPR - OTHER SWIMMING POOL 5,000 - 9,999 SF	1818			2309		
7144	PPR - OTHER SWIMMING POOL >= 10,000 SF	1897			2409		
7145	PPR - FLOTATION TANK < 1,000 SF	949			1205		
7146	PPR - FLOTATION TANK 1000 - 2,999 SF	1181			1500		
7147	PPR - FLOTATION TANK 3,000 - 4,999 SF	1304			1656		
7148	PPR - FLOTATION TANK 5,000 - 9,999 SF	1818			2309		
7149	PPR - FLOTATION TANK >= 10,000 SF	1897			2409		
7150	PPR - SEASONAL POOL PERMIT OFFICE REVIEW	196			249		
7155	PPR - SPECIAL POOL EVENT	239			304		
7158	PPR - MAJOR REM PRG CAT 71 < 1,000 SF	949			1205		
7159	PPR - MAJOR REM PRG CAT 71 1000-2,999 SF	1181			1500		
7160	PPR - MAJOR REM PRG CAT 71 3000-4,999 SF	1304			1656		
7161	PPR - MAJOR REM PRG CAT 71 5000-9,999 SF	1818			2309		
7162	PPR - MAJOR REM PRG CAT 71 >= 10,000 SF	1897			2409		
7163	PPR - MINOR REMODEL PRG CAT 71	363			461		
7164	PPR - FAILED PPR FIELD VISIT WITH CLOSE	716			909		
MATTRESSES							
7303	MATTRESS REFURBISHER REGISTRATION	175			222		
BODY ART							
8000	SPPR - TATTOO / PERMANENT MAKE-UP	363			461		
8001	SPPR - BODY PIERCING BUSINESS - LOW RISK	118			150		
8002	SPPR - BODY PIERCING BUSINESS - HIGH RISK	725			921		
8003	SPPR - BODY ART VEHICLE	363			461		
8009	SPPR - MINOR REM PRG CAT 80	196			249		
8010	SPPR - MAJOR REM PRG CAT 80	363			461		
8011	SPPR - COO PRG CAT 80	337			428		
SCHOOLS/INSITUTIONS							
8200	SPPR - SUMMER CAMP/CHILDREN HOME/INSTITUTION	25 *			Unchanged		
8201	SPPR - JUVENILE / PENAL INSTITUTIONS < 50	391			497		
8202	SPPR - JUVENILE / PENAL INSTITUTIONS 50-250	551			700		
8203	SPPR - JUVENILE / PENAL INSTITUTIONS > 250	710			902		
8204	SPPR - ELEMENTARY SCHOOL	354			450		
8205	SPPR - MIDDLE SCHOOL	470			597		
8206	SPPR - HIGH SCHOOL	631			801		
8208	SPPR - MINOR REM PRG CAT 82	136			173		
8209	SPPR - MAJOR REM PRG CAT 82	363			461		
8210	SPPR - COO PRG CAT 82	337			428		
* Fees Set by Nevada Statute / Not Subject to SNHD Approved Fee Increases							
CHILDCARE							
8302	SPPR - CHILDCARE FACILITY < 1,000 SF	631			801		
8303	SPPR - CHILDCARE FACILITY 1000 - 2,999 SF	869			1104		
8304	SPPR - CHILDCARE FACILITY 3,000 - 4,999 SF	949			1205		
8305	SPPR - CHILDCARE FACILITY 5,000 - 9,999 SF	1109			1408		
8306	SPPR - CHILDCARE FACILITY >= 10,000 SF	1500			1905		
8307	SPPR - MINOR REM PRG CAT 83	196			249		
8308	SPPR - MAJOR REM PRG CAT 83	363			461		
8309	SPPR - COO PRG CAT 83	337			428		
SUBDIVISIONS							
8504	SUBDPR - TM RESUB/RES	239			304		
8505	SUBDPR - TM RESUB/COM	239			304		
8506	SUBDPR - TM RESUB/RES EXP	478			607		
8507	SUBDPR - TM RESUB/COM EXP	478			607		
8512	SUBDPR - AMENDED FM WITH L.I.L.O.	319			405		
8513	SUBDPR - AMENDED FM WITH IP'S	319	16.68		405	21	
8514	SUBDPR - REVERSIONARY MAP	239			304		
8515	SUBDPR - PARENT FINAL MAP	319	16.68		405	21	
8516	SUBDPR - IP PUB SEWER/RES	319	16.68		405	21	
8517	SUBDPR - IP PUB SEWER/COM	600			762		
8518	SUBDPR - IP ISDS/RES	479	17.72		608	23	
8519	SUBDPR - IP ISDS/COM	600			762		
8520	SUBDPR - IP RESUB/RES	239			304		
8521	SUBDPR - IP RESUB/COM	239			304		
8522	SUBDPR - IP RESUB/RES EXP	478			607		
8523	SUBDPR - IP RESUB/COM EXP	478			607		
8524	SUBDPR - IP PUB SEWER/RES EXP	638	33.36		810	42	
8525	SUBDPR - IP PUB SEWER/COM EXP	1200			1524		
8526	SUBDPR - IP ISDS/RES EXP	958	35.44		1217	45	
8527	SUBDPR - IP ISDS/COM EXP	1200			1524		
MISCELLANEOUS FEES							
8900	MISCPR - NONSTANDARD / ADVISORY RESIDENTIAL	160			203		
8901	MISCPR - PRELIM/ADVIS PR OR INSPCT - PUB REQ	239			304		
8902	MISCPR - VARIANCE	1181			1500		



Recommended EH Fee Schedule

Proposed Fees 27%

Effective July 1, 2022

PE	DESCRIPTION	FIXED FEE	UNIT RATE	MAXIMUM BILLABLE	NEW		
					FIXED	UNIT	MAX
8903	MISCPR - VARIANCE WORKSHEET MEETING	160			203		
8904	MISCPR - PLAN REVIEW REINSPECTION FEE	239			304		
8905	MISCPR - PLAN RESUBMITTAL/REVISION FEE	239			304		
8906	MISCPR - COO FACILITY AND EQUIPMENT EVAL	337			428		
8907	MISCPR - NON-PERMITTED FIELD PR - UPON REQ	239			304		
8908	MISCPR - OFFICE ADVISORY PR/FSAM - PUBLIC REQ	196			249		
8909	MISCPR - SPECIAL CIRCUMSTANCE	118			150		
8910	MISCPR - EXEMPTION	50			64		
8911	MISCPR - AFT HRS INSPCT 3 HRS INC, THEN HOURLY	551	239		700	304	
8912	MISCPR - HACCP PLAN REVIEW	189	50		240	64	
8913	MISCPR - HACCP PLAN RESUBMITTAL	0	118			150	
8914	MISCPR - HACCP PLAN REVIEW OFC/FIELD ADVIS	196			249		
8915	MISCPR - HACCP PLAN REVIEW - ADDITIONAL HOURS	0	118			150	
8916	MISCPR - WAIVER	118			150		
8917	MISCPR - WAIVER - ADDITIONAL HOURS	0	118			150	
8918	MISCPR - OP PROCEDURE REV (1 HR INC) + # FAC	108	10		137	13	
8919	MISCPR - OP PROCEDURE REV - ADDITIONAL HOURS	118			150		
8920	MISCPR - LABEL REVIEW (plus hourly)	64	118		81	150	
8921	MISCPR - FARM-TO-FORK EVENT REGISTRATION	100			127		
8922	MISCPR - COTTAGE FOOD OPERATION REGISTRATION	160			203		
8924	MISCPR - COSMETICS MANUF LICENSE	196			249		
8925	MISCPR - DRUG MANUF LICENSE	196			249		
8927	FPR - COO FACILITY AND EQUIPMENT EVAL	337			428		
8928	PPR - COO FACILITY AND EQUIPMENT EVAL	337			428		
8929	MISCPR - MEDICAL DEVICE MANUFACTURING	196			249		
8930	MISCPR - CERTIFIED FOOD SAFETY PRG REVIEW	100			127		
8931	EVENT EXEMPTION	0	100			127.00	
8932	MISCPR - EXPEDITED PR INSPECTION - FOOD	200% Plan Fee					
8933	MISCPR - SECONDARY PERMIT	239			304		
8934	MISCPR - EXPEDITED PR INSPECTION - SCHOOLS	200% Plan Fee					
8935	MISCPR - EXPEDITED PR INSPECTION - SOLID WASTE	200% Plan Fee					
8936	MISCPR - EXPEDITED PR INSPECTION - POOLS	200% Plan Fee					
8937	MISCPR - EXPEDITED PR INSPECTION - PUBLIC ACCOM	200% Plan Fee					
8938	MISCPR - EXPEDITED PR INSPECTION - BODY ART	200% Plan Fee					
8939	MISCPR - EXPEDITED PR INSPECTION - CHILDCARE	200% Plan Fee					
9001	TIME-BASED	0	29.5			37	
9005	PRINTING / COPY	0	1			1	
9006	VERIFIED COMPLAINT	118			150		
9007	REPRINT PERMIT	25			32		
9008	MISSED APPOINTMENT	239			304		
9009	CONDUCT TRAINING (2 HOUR MIN) PLUS ADD'L HRS	239	118		304	150	
9010	INACTIVE STATUS PERMIT FEE	94			119		
9011	LATE FEE @ 50%						
9012	LATE FEE @ 100%						
9015	BANK RETURNED CHECK FEE (DEBIT)	25			32		