



Memorandum

Date: March 24, 2022
To: Southern Nevada District Board of Health
From: Cortland Lohff, MD, Chief Medical Officer, Director of Primary & Preventive Care *CL*
Fermin Leguen, MD, MPH, District Health Officer *FL*

RE: Primary & Preventive Care Divison Monthly Report – February 2022

PREVENTIVE SERVICES – CLINICAL SERVICES REPORT

I. Immunization Program

A. Immunization Program Activities

1. There were 63 reminder calls made to parents/guardians of children 2-35 months who are not up to date with their immunization for the month of February.
2. There were 562 successful reminder calls and postcards sent out on February 15, 2022 to adults age 65 years and older who did not receive their doses of Prevnar, Pneumovax and/or Td/Tdap vaccination.

B. Immunization Outreach Activities

1. The Nevada State Flu grant provided 485 vaccines to 227 clients in Clark County. There were a total of 10 outreach clinics conducted. Vaccines provided included; Flu, Covid-19, Tdap, Pneumonia, MMR, Shingles, Hepatitis A and Hepatitis B with clinics at the following locations:
 - a. There were 3 clinics held at Clark County Detention Center (CCDC).
 - b. Two clinics were held at The Courtyard.
 - c. One clinic was held with Harm Reduction.
 - d. One clinics was held at the Boulder City Library.
 - e. One clinic was held at the Mexican Consulate.
 - f. The Flu clinic at the Episcopal Church was resumed on February 16, 2022 with 2 clinics. The clinics hours are every Wednesday from 10:00am-2:00pm.
2. Vaccines were administered to insured, uninsured and underinsured children and adults on a first come first serve basis. Vaccines administered were Covid-19 Flu, Hepatitis A and B, Tdap, HPV, MMR, and Shingles.
3. The Perinatal Hepatitis B Program Coordinator attended the CDC Hepatitis B and Pregnancy Webinar this month.



II. COVID-19 Vaccine Campaign

A. Community COVID-19 Vaccine Static Clinics

1. There were 3,284 COVID-19 vaccines administered at 10 static sites held at 3 CSN sites, 4 CCSD, Galleria Mall, Boulevard Mall, and Evening and Weekend Sites.
2. COVID-19 Vaccination program continue to utilize National Guard, contract companies, and community partners to staff sites.
3. Got Vax Activities included 39,326 vaccine clinic flyers distributed in selected zip codes in partnership with Mi Familia Vota, Promotoras Las Vegas, Dream Big Nevada Nevada, and Nevada Homeless Alliance.

B. Community COVID-19 Pop-Up Sites

1. There were 491 COVID-19 vaccines administered through 46 pop-up and strike team activities. These include health equity areas, occupational, long-term care, and homebound clinics.
 2. Community partnerships administering vaccine included: Clark County Fire, Touro University, UNLV School of Medicine and Care with Purpose Medical Center.
 3. As requested from State partners, long term care facilities were administered vaccine through SNHD and partnerships with UNLV School of Medicine.
 4. Homebound services were provided for all jurisdiction in Clark County. SNHD and contract ambulance companies resume homebound services.

III. Community Health Nursing

A. Maternal Child Health

1. There were no new reported childhood lead cases for the month of February.
2. There were two referrals for the Newborn Screening Program that required follow-up by the field nurse.

B. Nurse Family Partnership (NFP)

The Southern Nevada Health District-Nurse-Family Partnership (NFP) has 127 active clients. Forty-five are participating through the Maternal, Infant and Early Childhood Home Visiting (MIECHV) Program made available through the Nevada Division of Public and Behavioral Health under the Affordable Care Act (ACA).

Telephone and video conference visits were utilized to engage and provide education, support, and essential resources during the COVID-19 surge.

C. Embracing Healthy Baby

The Southern Nevada Health District's Embracing Healthy Baby Program Community Health Workers (CHWs) are managing cases with minimal guidance from the program Community Health Nurse. Telephone, virtual and home visits continue with enrolled families. The program is providing services primarily through telehealth. Education and referrals to needed services continue to be provided to families. The program served 60 families in February 2022.



There was no program outreach in February due to the surge in COVID-19 cases in the county. Outreach will resume in March 2022.

IV. Tuberculosis Clinic

- A. There were 6 new active adult TB cases reported by the TB Clinic during this period. There were no new pediatric active TB case reported by the TB Clinic during February.
- B. The Refugee Health Program served 42 adults in February.

V. Employee Health Nurse

- A. Chris Mariano is temporarily filling the Employee Health Nurse position. The position is currently in the recruitment process.
- B. A total of 137 Covid-19 tests conducted in February. Eighty-five Covid-19 Rapid tests were conducted. Fifty-two Covid-19 PCR tests were conducted. Eight employees tested positive for Covid-19.
- C. Employee Annual TB testing continued for the month of February. There were 19 TB tests completed.
- D. There were no new employee Blood Borne Pathogen or TB exposure cases for February.

VI. Preventive Services Administration

- A. Clinical Services Division continues to retain Nevada State Board of Nursing approval to provide Continuing Education credits for SNHD Nursing staff. There were no CEU’s offered in February.

**CLINICAL SERVICES DIVISION
MONTHLY REPORT
February 2022**

Clinical Services Client Encounters by Locations

Location	DECATUR PHC	ELV PHC	Hend PHC	Mesquite PHC	Laughlin	Mobile Clinic	Homeless Outreach	Targeted Populations	TOTAL
Immunization	1,380	376	204	45	0	0	0	256	2,261
Immunization Records Issued	406	39	14	2					461
Newborn Metabolic Screening	0	0	0	0					0
TB Treatment & Control	913								913
SAPTA Services								34	34
TOTAL	2,699	415	218	47	0	0	0	290	3,669

Clinical Services Client Encounters by Program

Program	Feb 2021	Feb 2022		FY 20-21	FY 21-22	
Immunizations	7,004	2,261	↓	38,620	28,351	↓
Immunization Records Issued	156	461	↑	2,472	6,648	↑
COVID-19 Vaccine Given*	0	3,775	↑	0	74,127	↑
Newborn Met. Screening	0	0	→	8	4	↓
TB Treatment & Control	929	913	↓	6,415	6,893	↑
SAPTA Services	28	34	↑	159	183	↑
TOTAL	8,117	7,141	↓	47,674	116,206	↑

*Funded by COVID Grant Funds

Clinical Services Immunization Program

Immunizations	Feb 2021	Feb 2022		FY 20-21	FY 21-22	
Flu Vaccine Given	302	662	↑	10,854	7,732	↓
Gratis	21	133	↑	866	1,654	↑
COVID Vaccine*	n/a	455	↓	n/a	4,422	↓

*Given by Immunization Clinics

Vaccines for Children (VFC)*	Feb 2021	Feb 2022		FY 20-21	FY 21-22	
Number of VFC Compliance Visits	0	6	↑	54	53	↓
Number of IQIP Visits*	0	10	↑	19	21	↑
Number of Follow Up Contacts	0	41	↑	395	330	↓
Number of Annual Provider Training	0	4	↑	15	47	↑
Number of State Requested Visits	0	100	↑	622	832	↑

Perinatal Hepatitis B	Feb 2021	Feb 2022		FY 20-21	FY 21-22	
# of Expectant Women	18	17	↓	20	15	↓
# of Infants	77	79	↑	79	77	↓
Total # of Infants Delivered	4	3	↓	4	26	↑
New Cases	5	5	→	33	30	↓
Closed Cases	0	7	↑	45	34	↓

Childcare Program	Feb 2021	Feb 2022		FY 20-21	FY 21-22	
Childcare Audits	0	13	↑	8	46	↑
Baseline Immunization Rate	n/a	71%	↓	75%	75%	→
# of Re-Audits	0	11	↑	5	51	↑
Re-Audit Immunization Rate	n/a	94%	↓	91%	93%	↑
# of Records Reviewed	0	911	↑	748	3,790	↑



Covid-19 Vaccine Campaign

COVID-19 Vaccine Campaign	Feb 2021	Feb 2022		FY 20-21	FY 21-22	
# of Healthcare Provider Compliance Visits	0	2	↑	0	12	↑
# of Newly Enrolled Healthcare Provider Education Sessions	0	8	↑	0	17	↑
# of Potential Healthcare Provider Recruitment Sessions	0	4	↑	0	15	↑
# of Healthcare Provider Contacts	0	117	↑	0	237	↑

*Data collection started January 2022

Clinical Services Community Health Program

Nursing Field Services	Feb 2021	Feb 2022		FY 20-21	FY 21-22	
MCH Team Home Visit Encounters	7	9	↑	78	84	↑

NFP	Feb 2021	Feb 2022		FY 20-21	FY 21-22	
Referrals	9	9	→	86	139	↑
Enrolled	3	9	↑	44	73	↑
Active	145	127	↓			

MCH	Feb 2021	Feb 2022		FY 20-21	FY 21-22	
# of Referrals Received**	2	1		33	21	↓
# from CPS*	2	1		12	11	↓
# of Lead Referrals	0	0		7	3	↓
# of Total Admissions	1	1		15	9	↓

EHB	Feb 2021	Feb 2022		FY 20-21	FY 21-22	
Referrals	2	8	↑	48	131	↑
Enrolled	0	9	↑	46	58	↑
Active	34	60	↑			

Thrive by 0 - 3	Feb 2021	Feb 2022		FY 20-21	FY 21-22	
Referrals	27	46	↑	546	635	↑
Enrolled	0	2	↑	29	13	↓
Active	17	13	↓			



Clinical Services Tuberculosis Program

Tuberculosis	Feb 2021	Feb 2022		FY 20-21	FY 21-22	
Number of Case Management Activities*	184	274	↑	1,254	1,908	↑
Number of Monthly Pulmonary Specialist Clinic Clients Seen	23	22	↓	176	178	↑
Number of Monthly Electronic Disease Notifications Clinic Clients (Class B)	5	15	↑	11	91	↑
Outreach Activities during the Month - Presentations, Physician Visits, Correctional Visits, etc.	0	4	↑	0	4	↑
Directly Observed Therapy (DOT) Field, clinic and televideo encounters	718	601	↓	4,973	4,713	↓

*New EMR system- Counting only successful activities

Substance Abuse Prevention & Treatment Agency (SAPTA)	Feb 2021	Feb 2022		FY 20-21	FY 21-22	
# of Site Visits	4	4	→	12	19	↑
# of Clients Screened	28	34	↑	159	183	↑
# of TB Tests	27	32	↑	103	155	↑
# of Assessments only	1	2	↑	16	28	↑

SOUTHER NEVADA COMMUNITY HEALTH CENTER (FQHC) OPERATIONS

Division Information/Highlights: The Southern Nevada Community Health Center (SNCHC), a division of the Southern Nevada Health District (SNHD), mission is to serve residents of Clark County from underserved communities with appropriate and comprehensive outpatient health and wellness services, emphasizing prevention and education in a culturally respectful environment regardless of the patient's ability to pay.

February Highlights:

- Administrative:
 - Submission of HRSA UDS Report initially submitted on 2/11/2022, inquiries from the HRSA reviewer were received on 2/26/22, then responses to HRSA Reviewer Inquiries sent back on 3/7/2022 and the Final Submission was accepted by HRSA on 3/9/22.

COVID-19 Vaccine Clinic Facility: COVID-19 Response

- NCS Facility was converted into a Health Center COVID-19 vaccination clinic on May 2021
 - To date, the health center has administered 39,403 COVID-19 vaccinations.



I. HIV / Ryan White (RW) Program:

- A. The HIV/Medical Case Management (MCM) program received 10 referrals in December. There were 2 pediatric clients and 2 pregnant women living with HIV were referred to the program.
- B. There were 238 visits for the Ryan White Program: There were 10 initial provider visits, 102 established provider visits, 18 nurse visits and 102 lab visits in the month of February. There were 8 Ryan White clients seen for Behavioral Health; by either the Licensed Clinical Social Worker (LCSW) or the Psychiatric Advanced Practice Registered Nurse (APRN).
- C. The Ryan White Program continues to implement the Rapid stART project, which has a goal of rapid treatment initiation for newly diagnosed patients with HIV. The program continues to receive referrals and accommodate clients on a walk-in basis.
- D. The Ryan White Program dietitian continues to provide medical nutritional therapy.

II. Family Planning (FP):

- A. FP Program services at East Las Vegas and Decatur Public Health Centers served 218 clients; 366 of them were unduplicated.
- B. The East Las Vegas Family Planning Clinic served 156 clients; 152 of them were unduplicated.
- C. The Decatur Family Planning Clinic served 221 clients; 214 of them were unduplicated.

III. Family Health (FH):

- A. FH providers saw 361 patients in the month of February.
- B. 31 patients were under the age of 18.
- C. 23 were from the Refugee Health Clinic.

IV. Pharmacy Services:

- A. Dispensed 1,379 prescriptions for 1,068 clients.
- B. Pharmacist assessed/counseled 29 clients in clinics.
- C. Assisted 16 clients to obtain medication financial assistance.
- D. Assisted 8 clients with insurance approvals.



IV. Eligibility Case Narrative and Eligibility Monthly Report:

Eligibility Monthly Report		
February 2022		
Total number of referrals received	41	
Total number of applications submitted	Medicaid/SNAP/TANF: 25	Hardship: 1

- Eligibility support continues to increase with new operational adjustments.
 - Recruitment continues for additional Eligibility Workers to help convert uninsured patients to insured patients.
- In 2021 Eligibility submitted 348/639 assistance applications or 54.46% of patients starting the application process.
- This year, 26/41 of the applications started were successfully submitted, or a conversion rate of 63.4%.
- Eligibility services is offered to patients at our East Las Vegas Center, Decatur Center, Mobile Unite, Community Events, and the Vaccine Center.

V. Refugee Health Program:

A. The Refugee Health Program provided services to 56 patients in February.

VI. Quality & Risk Management:

Quality:

COVID-19 Testing:

April 2020 to February 2022, SNCHC completed 86,816 COVID-19 tests. In February 2,240 tests were conducted, with a reduction in the positive rate to 21.65%.

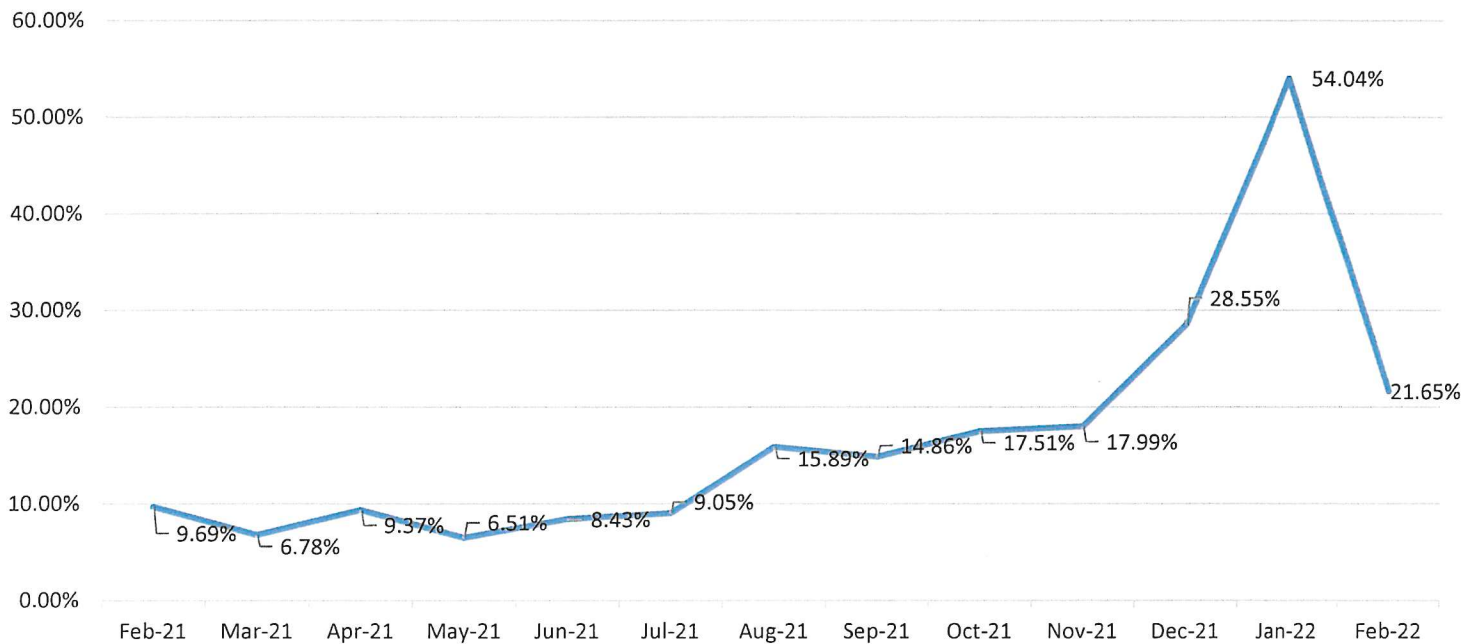
The SNCHC and the SNHD continue to encourage those experiencing symptoms to remain at home, or if they have been in close contact with a person who is COVID-19 positive or think they have been exposed; they should be tested. SNCHC and SNHD also encourages the public to get the COVID-19 vaccine.

SNCHC is participating in dispensing of an antiviral medication for patients who test positive, who have fewer than five (5) days of symptoms, have exacerbating health conditions and comorbidities, and/or are over the age of 65. SNCHC dispensed the antiviral medication to 11 patients in February.

SNCHC was also chosen to participate in the Federal N95 mask distribution program and we have received started distributing the masks.

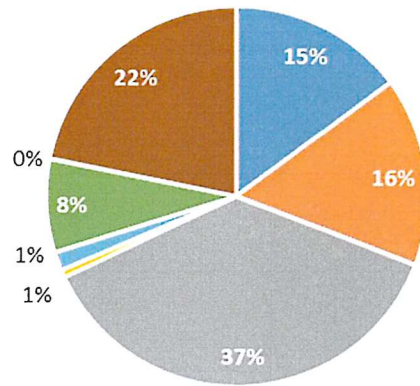


Southern Nevada Community Health Center COVID-19 Positivity Rates Last 13 Months



Southern Nevada Community Health Center COVID-19 Testing by Race and Ethnicity (Negative Result)

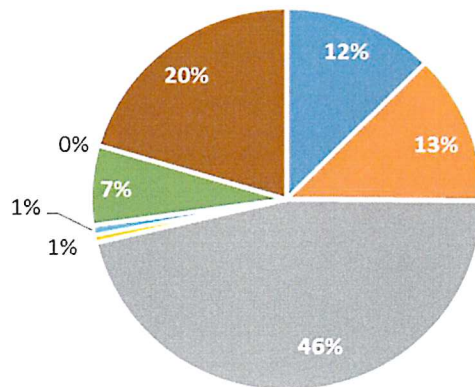
Feb 2022



- Asian
- Black/African American
- Hispanic
- Native American
- Native Hawaiian/Pacific Islander
- Other
- Unknown
- White/Caucasian

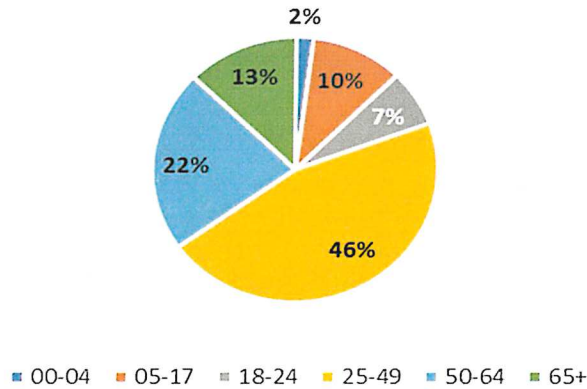
Southern Nevada Community Health Center COVID-19 Testing by Race and Ethnicity (Positive Result)

Feb 2022

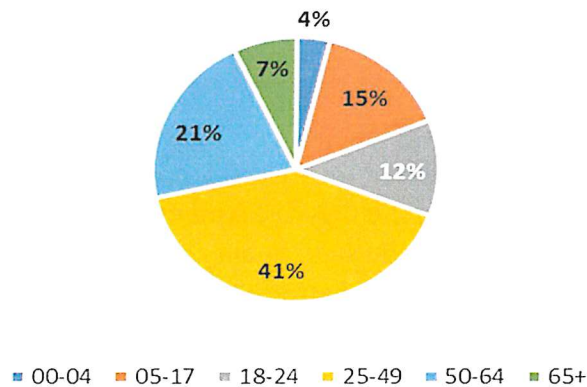


- Asian
- Black/African American
- Hispanic
- Native American
- Native Hawaiian/Pacific Islander
- Other
- Unknown
- White/Caucasian

Southern Nevada Community Health Center
 COVID-19 Testing by Age Group (Negative Result)
 Feb 2022



Southern Nevada Community Health Center
 COVID-19 Testing by Age Group (Positive Result)
 Feb 2022



COVID-19 Vaccine Program:

The Southern Nevada Community Health Center began administering the COVID-19 vaccine in May 2021, as part of HRSA’s COVID-19 Vaccine Program. The vaccine site is located at the SNHD main location inside the NCS Building. Through the end of February, SNCHC has administered 39,403 doses of COVID-19 vaccine in Southern Nevada



Calendar	Year																	
	2022																	
Total Doses Administered Overall-		5483																
	First Doses		Second Doses			Third Doses			Booster Doses			Ped (Age 5-11) 1st Dose			Ped (Age 5-11) 2nd Dose			Totals
	Pfizer	Moderna	Pfizer	Moderna	Janssen	Pfizer	Moderna	Janssen	Pfizer	Moderna	Janssen	Pfizer	Moderna	Janssen	Pfizer	Moderna	Janssen	
Jan-22	300	64	305	70	92	22	8		1441	698	108	366			379			3853
Feb-22	153	33	237	58	50	7	3		508	195	48	91			247			1630
Mar-22																		0
Apr-22																		0
May-22																		0
Jun-22																		0
Jul-22																		0
Aug-22																		0
Sep-22																		0
Oct-22																		0
Nov-22																		0
Dec-22																		0
Total	453	97	542	128	142	29	11	0	1949	893	156	457	0	0	626	0	0	5483

2022	Company	Pfizer	Moderna	Janssen	ALL	Overall	Company	Pfizer	Moderna	Janssen	ALL
	Totals	4056	1129	298	5483		Totals	26563	9778	3062	39403
		73.97%	20.59%	5.43%				67.41%	24.82%	7.77%	

Telehealth:

The Health Center saw 39 patients via telehealth, or 2.92% of the patients that were seen in February. The Health Center implemented telehealth following the need for modified clinic operations as we continue to navigate the COVID-19 pandemic. The goal of the Health Center is to continue fulfilling its mission to provide safe, quality healthcare to the community amid the COVID-19 public health emergency. Health Center patients are seen by providers via audio (telephone) and video via Healow, an app by eClinicalWorks. Telehealth will continue to be offered, even following the COVID-19 pandemic.

SNCHC Visits:

There were 1,336 patient visits to the Health Center in February. There was a 4.34% cancellation rate that factored into February’s 25.97% no-show rate.

Risk Management

Health Insurance Portability and Accountability Act (HIPAA):

There were no HIPAA breaches at the Health Center in February.



Exposure Incidents:

There were no exposure incidents at the Health Center in February.

Medical Events:

There were three medical events at the Health Center in February. All three events were handled appropriately by the clinical staff and closed without issue.

Patient Satisfaction:

The Health Center received 134 patient satisfaction surveys in February. Overall survey completion 94.8%. Breakdown

- Family Health: 49.2%
- Family Planning: 18.8%
- Ryan White: 32.0%

Approximately 10.02% of patients seen at the Health Center in February took the patient satisfaction survey. Overall Satisfaction rating for February was 97.7%

The Health Center received generally favorable responses from survey participants when asked about ease of scheduling an appointment, wait time to see their provider, care received from providers and staff, understanding of health care instructions following their visit, hours of operation, and recommendation of the Health Center to friends and family.

SNCHC Patient Satisfaction Survey:

1. Service received during your visit?

- 📊 49.2% Family Health
- 📊 18.8% Family Planning
- 📊 32.0% Ryan White

2. Southern Nevada Health District (SNHD) location?

- 📊 Main: 100%
- 📊 East Las Vegas: 0.00%

3. Do you have health insurance?

- 📊 Yes – 63.3%
- 📊 No – 36.7%

4. How long have you been a patient at the Southern Nevada Health District/Southern Nevada Community Health Center?

- 📊 Less than 6 months – 42.2%
- 📊 6 months to a year – 12.5%
- 📊 1-3 years – 35.2%
- 📊 3-5 years – 9.4%
- 📊 5+ years – 0.8%



5. How did you hear about us?

- 📊 Friends and/or Family – 55.55%
- 📊 Referral from another Provider/Resource – 22.7%
- 📊 Search Engine (e.g. Google) – 7.0%
- 📊 SNHD Website – 8.6%
- 📊 Social Media – 1.6%
- 📊 Other Ads – 4.7%

6. Ease of scheduling an appointment? – 92.2% Positive

- 📊 75.07% Excellent
- 📊 17.2% Good
- 📊 7.0% Average
- 📊 0.8% Poor

7. Wait time to see provider? – 93.88% Positive

- 📊 68.88% Excellent
- 📊 25.0% Good
- 📊 4.7% Average
- 📊 1.6% Poor

8. Care received from providers and staff? – 100% Positive

- 📊 79.7% Excellent
- 📊 20.3% Good
- 📊 0% Poor

9. Understanding of health care instructions following your visit? – 97.6% Positive

- 📊 78.1% Excellent
- 📊 19.5% Good
- 📊 2.3% Average
- 📊 0% Poor

10. Hours of operation? – 96.9% Positive

- 📊 63.3% Excellent
- 📊 33.6% Good
- 📊 1.6% Average
- 📊 1.6% Poor

11. Recommendation of our health center to friends and family? – 95.3% Positive

- 📊 82.8% Extremely Likely
- 📊 12.5% Somewhat Likely
- 📊 4.7% Neutral



Health Center Visit Report Summary: February 2022

Southern Nevada Community Health Center

Completed Pt

	Provider Visits	Cancelled Visits	No Show Visits	Audio Visit		Telehealth Visits		Total Scheduled Patients
				32	82.05%	2	5.13%	
Family Health Clinic	361 #REF!	32 2.40%	125 9.36%	32	82.05%	2	5.13%	552 41.32%
Behavioral Health Clinic	#REF!	0.00%	0.00%		0.00%		0.00%	0 0.00%
Family Planning Clinic	218 #REF!	6 0.45%	78 5.84%	1	2.56%		0.00%	303 22.68%
Refugee Clinic	56 #REF!	6 0.45%	8 0.60%		0.00%		0.00%	70 5.24%
Ryan White	257 #REF!	14 1.05%	136 10.18%		0.00%	4	10.26%	411 30.76%
Totals	892 #REF!	58 4.34%	347 25.97%	33	84.62%	6	15.38%	1336 100.00%

