



Memorandum

Date: November 18, 2021
To: Southern Nevada District Board of Health
From: Fermin Leguen, MD, MPH, District Health Officer *FL*
Cortland Lohff, MD, MPH, Director of Primary & Preventive Care *LV*

RE: Primary & Preventive Care Divison Monthly Report – October 2021

Immunization Program

A. Immunization Program Activities

1. There were 52 reminder calls made to parents/guardians of children 2-35 months who are not up to date with their immunization in the month of October.
2. A total of 324 doses of COVID-19 vaccines were administered with routine vaccine during the month of October.
3. There were 561 successful calls and postcards sent out to adults 65 years and older who did not receive their doses of Pevnar, Pneumovax and/or Td/Tdap vaccination on October 15.

B. Immunization Outreach Activities

1. There were 10 outreach clinics held this month in partnership with Help of Southern Nevada, Harm Reduction Program and Touro University. Staff administered Covid-19 vaccinations and 317 adult vaccines to pocket of need areas and underserved population.
2. Under the Flu campaign program, a total of 220 clients were immunized and 301 vaccines were administered this month. Staff provided services to children and adults and administered Flu, Hepatitis A, Hepatitis B, Tdap and Twinrix vaccines.

C. Immunization Outreach Provider Activities

1. There were 17 COVID-19 Compliance visits
2. The Outreach Provider completed 19 Education sessions
3. The Outreach Provider developed a Vaccine Education and Training power point for a pediatrician and providers in the community
4. The Outreach Provider recruited 8 Pediatricians in October with additional potential recruitments of 13 pediatricians and providers

I. COVID-19 Vaccine Campaign

A. Community COVID-19 Vaccine Clinics

1. There were 289 SNHD clinics conducted that administered 6,694 doses.
2. There were 25 community partner clinics conducted that administered 362 doses.

II. Community Health Nursing



A. Maternal Child Health

1. There were two new reported childhood lead cases for the month of October.
2. There were no referrals for the Newborn Screening Program that required follow-up by the field nurse.

B. Nurse Family Partnership (NFP)

The Southern Nevada Health District's Nurse-Family Partnership (NFP) has 130 active clients, 42 are participating through the Maternal, Infant and Early Childhood Home Visiting (MIECHV) Program made available through the Nevada Division of Public and Behavioral Health under the Affordable Care Act (ACA).

The team has eleven Nurse Home Visitors at present. Two are funded by the MIECHV program. Four nurse home visitors comprise the NFP expansion team. The four nurses are currently in orientation. Two of the nurses are beginning to enroll and serve clients.

The Nurse-Family Partnership teams are serving clients to meet the program's goals through telephone, video, and home visits. The teams continue to reach out to community partners to increase referrals to the program and to potential referral resources to benefit clients.

C. Embracing Healthy Baby

The Southern Nevada Health District's Embracing Healthy Baby Program Community Health Workers (CHWs) are managing cases with minimal guidance from the program Community Health Nurse. Telephone or virtual visits continue with enrolled families as well as home visits. Education and referrals to needed services continue to be provided to families.

October outreach included Guadalupe Medical Center, Advanced Technologies Academy, Arbor View High School, Cimarron High School, Centennial High School, El Dorado High School, Las Vegas High School, Chaparral High School, Sunset High School and the Clark County Department of Welfare and Social Services Craig, Nellis, Flamingo and Owens locations

IV. Tuberculosis Clinic

- A. There was four new active adult TB case reported by the TB Clinic during this period. There was one new pediatric active TB case reported by the TB Clinic during this period.
- B. The Refugee Health Program served 42 adults in October.

V. Employee Health Nurse

- A. Chris Mariano is temporarily filling the Employee Health Nurse position. The position is currently in the recruitment process.
- B. There were 51 SNHD employees tested for COVID-19 in October. This includes 51 PCR tests and 48 Rapid tests. Six employees tested with positive results.
- C. Thirty-seven employees Annual and New Hire Tuberculosis tests were conducted.



- D. There were no new employee Blood Borne Pathogen or TB exposure cases for October.

VI. Preventive Services Administration

- A. Clinical Services Division continues to retain Nevada State Board of Nursing approval to provide Continuing Education credits for SNHD Nursing staff. There were no CEU's offered in October.

Attachments: October 2021 Statistical Report

CLINICAL SERVICES DIVISION
MONTHLY REPORT
October 2021

Clinical Services Client Encounters by Locations

Location	DECATUR PHC	ELV PHC	Hend PHC	Mesquite PHC	Laughlin	Mobile Clinic	Homeless Outreach	Targeted Populations	TOTAL
Immunization	2,057	898	293	134	0	0	0	398	3,780
Immunization Records Issued	546	137	28	0					711
Newborn Metabolic Screening	0	0	0	0					0
TB Treatment & Control	740								740
SAPTA Services								17	17
TOTAL	3,343	1,035	321	134	0	0	0	415	5,248

Clinical Services Client Encounters by Program

Program	Oct 2020	Oct 2021		FY 20-21	FY 21-22	
Immunizations	5,374	3,780	↓	12,597	17,336	↑
Immunization Records Issued	256	711	↑	1,767	4,395	↑
COVID-19 Vaccines Given*	0	345	↑	0	5,824	↑
Newborn Met. Screening	1	0	↓	4	11	↑
TB Treatment & Control	772	740	↓	3,321	3,216	↓
SAPTA Services	31	17	↓	105	74	↓
TOTAL	6,434	5,593	↓	17,794	30,856	↑

*Funded by COVID Grant Funds

Clinical Services Immunization Program

Immunizations	Oct 2020	Oct 2021		FY 20-21	FY 21-22	
Flu Vaccine Given	4,302	2,244	↓	6,329	3,385	↓
Gratis	218	223	↑	597	1,079	↑
COVID Vaccine*	n/a	324	↓	n/a	1,838	↓

*Given by Immunization Clinics

Vaccines for Children (VFC)*	Oct 2020	Oct 2021		FY 20-21	FY 21-22	
Number of VFC Compliance Visits	11	8	↓	40	26	↓
Number of IQIP Visits*	4	0	↓	4	0	↓
Number of Follow Up Contacts	67	54	↓	315	175	↓
Number of Annual Provider Training	2	6	↑	12	17	↑
Number of State Requested Visits	83	132	↑	505	397	↓

Perinatal Hepatitis B	Oct 2020	Oct 2021		FY 20-21	FY 21-22	
# of Expectant Women	24	14	↓	23	64	↑
# of Infants	71	76	↑	81	308	↑
Total # of Infants Delivered	4	6	↑	3	17	↑
New Cases	3	2	↓	15	17	↑
Closed Cases	5	5	→	32	18	↓

Childcare Program*	Oct 2020	Oct 2021		FY 20-21	FY 21-22	
Childcare Audits	0	8	↑	3	20	↑
Baseline Immunization Rate	n/a	74%	↓	68%	72%	↑
# of Re-Audits	1	8	↑	2	19	↑
Re-Audit Immunization Rate	87%	90%	↑	89%	93%	↑
# of Records Reviewed	68	686	↑	288	1,616	↑

Clinical Services Community Health Program

Nursing Field Services	Oct 2020	Oct 2021		FY 20-21	FY 21-22	
MCH Team Home Visit Encounters	15	8	↓	43	47	↑

NFP	Oct 2020	Oct 2021		FY 20-21	FY 21-22	
Referrals	15	21	↑	46	65	↑
Enrolled	6	10	↑	20	39	↑
Active	162	130	↓			

MCH	Oct 2020	Oct 2021		FY 20-21	FY 21-22	
# of Referrals Received**	5	3	↓	19	12	↓
# from CPS*	2	1	↓	6	4	↓
# of Lead Referrals	1	2	↑	4	3	↓
# of Total Admissions	2	1	↓	7	4	↓

EHB	Oct 2020	Oct 2021		FY 20-21	FY 21-22	
Referrals	8	17	↑	25	53	↑
Enrolled	8	3	↓	26	25	↓
Active	38	42	↑			

Thrive by 0 - 3	Oct 2020	Oct 2021		FY 20-21	FY 21-22	
Referrals	85	81	↓	287	344	↑
Enrolled	2	1	↓	17	6	↓
Active	19	14	↓			

Clinical Services Tuberculosis Program

Tuberculosis	Oct 2020	Oct 2021		FY 20-21	FY 21-22	
Number of Case Management Activities*	174	145	↑	655	698	↑
Number of Monthly Pulmonary Specialist Clinic Clients Seen	23	22	↓	97	88	↓
Number of Monthly Electronic Disease Notifications Clinic Clients (Class B)	2	16	↑	3	37	↑
Outreach Activities during the Month - Presentations, Physician Visits, Correctional Visits, etc.	0	0	→	0	0	→
Directly Observed Therapy (DOT) Field, clinic and televideo encounters	575	558	↓	2,565	2,389	↓

*New EMR system- Counting only successful activities.

Substance Abuse Prevention & Treatment Agency (SAPTA)	Oct 2020	Oct 2021		FY 20-21	FY 21-22	
# of Site Visits	2	2	→	7	8	↑
# of Clients Screened	31	17	↓	105	74	↓
# of TB Tests	20	15	↓	82	65	↓
# of Assessments only	11	2	↓	23	9	↓



Primary & Preventive Care FQHC Monthly Report – October 2021

Division Information/Highlights: The Southern Nevada Community Health Center, a division of the Southern Nevada Health District, mission is to serve residents of Clark County from underserved communities with appropriate and comprehensive outpatient health and wellness services, emphasizing prevention and education in a culturally respectful environment regardless of the patient's ability to pay.

October Highlights:

- **Response to COVID-19**
 - Coordinating the efforts of the NCS
 - Collecting data from FQHC partners for point of care (POC) testing
 - Project Manager for FEMA NCS grant
- **Administrative**
 - Service Area Competition Grant was awarded for next 3 years through 1/31/2024. – Noncompeting Awarded Through 1/31/2023.

COVID-19 Vaccine Clinic Facility: COVID-19 Response

- 1) NCS Facility was converted into a Health Center COVID-19 vaccination clinic on 5/3/2021
 - a. May through October, the health center has administered 23,389 COVID-19 vaccinations

I. HIV / Ryan White Care Program

A. The HIV/Medical Case Management (MCM) program received 20 referrals between October 1 through October 31. There were 2 pediatric clients referred to the program this month. The program received 2 referrals for pregnant women living with HIV during this time.

B. The Ryan White ambulatory clinic had a total of 290 visits: There were 15 initial provider visits, 118 established provider visits, 13 nurse visits and 144 lab visits in the month of October. There were 17 Ryan White clients were seen for Behavioral Health.

C. The Ryan White clinic continues to implement the Rapid stART project, which has a goal of rapid treatment initiation for newly diagnosed patients with HIV. The program continues to receive referrals and accommodate clients on a walk-in basis.

D. The Ryan White program dietitian continues to provide medical nutritional therapy to clinic clients.

II. Sexual Health Clinic



- A. The clinic provided services provided 1,274 unique services to 839 unduplicated patients for the month of October.
- B. The Sexual Health Clinic (SHC) is participating in three Learning Collaboratives under the Ending the HIV Epidemic efforts : 1) Community-wide Rapid stART Program through the Ryan White Part A grant recipient with the goal of decreasing the time from HIV diagnosis to treatment initiation and 2) STD Specialty Clinic Learning Community through the University of Washington's Prevention Training Center with the goal of scaling up HIV preventive services in STD specialty clinics 3) NASTAD's TelePrEP Learning Collaborative: Cohort 2 which provides technical assistance from peers and subject matter experts to increase the uptake of tele PrEP programs and increase knowledge of billing and 340B programs. NASTAD provided participants with resources for future technical assistance needs. This activity concluded on October 26, 2021.
- C. The SHC is promoting the **Status Neutral Approach** as a guiding principle for HIV prevention and care. Staff attended their first in-person training on Status Neutral concept which incorporates both people living with HIV and people at risk by using the same approach for engagement regardless of HIV status. This starts with an HIV test. A negative HIV test leads to pre-exposure prophylaxis (PrEP) education and offer for the purpose of preventing HIV and positive test leads to immediate referral to an HIV provider to start antiretroviral medications, preferably on the same day as the diagnosis. The clinic also continues to provide sexually transmitted infection (STI) screening and treatment, non-occupational post-exposure prophylaxis (nPEP) services, Hepatitis C screening for high risk individuals, and referral to disease investigators for partner services, and referral to primary care and support services.
- D. Express Testing has been strongly integrated into the clinic process since its inception one year ago. This is a collaborative service between SHC and Office of Disease Surveillance to screen asymptomatic patients for STI without the full clinic visit. This has significantly enhanced the clinic's ability to provide more STI screening services to our community.
- E. SHC staff attended training on Safe Talk (suicide prevention) and hosted a training for SHC Staff and community partners on Status Neutral Approach to HIV testing. SHC staff is assigned to the Congenital Syphilis Review Board (CSRB) Team.
- F. SHC is recruiting for a Community Health Nurse I/II Case Manager for Congenital Syphilis Program.

III. Family Planning (FP)

- A. FP Program services at East Las Vegas and Decatur Public Health Centers served 426 clients; 421 of them were unduplicated.
- B. The East Las Vegas Family Planning Clinic served 187 clients; 186 of them were unduplicated.



- C. The Decatur Family Planning Clinic served 239 clients; 235 of them were unduplicated.

IV. Family Healthcare Center

- A. The Family Healthcare Clinic saw 294 patients in the month of October 2021.
- B. Nineteen patients were under the age of 18.
- C. Nine children were from the Refugee Health Clinic.

V. Pharmacy Services

- A. Dispensed 1,381 prescriptions for 1076 clients.
- B. Pharmacist assessed/counseled 23 clients in clinics.
- C. Assisted 13 clients to obtain medication financial assistance.
- D. Assisted 1 clients with insurance approvals.

VI. Eligibility Case Narrative and Eligibility Monthly Report

Eligibility Monthly Report		
October 2021		
Total number of referrals received	69	
Total number of applications submitted	Medicaid/SNAP/TANF: 52	Hardship: 3

- ☒ Eligibility support continues to increase with new operational adjustments.
 - Eligibility applications are being facilitated at the front desks of both clinic sites, at mobile clinic events, and in the COVID-19 vaccine clinic.
- ☒ Since January 280/543 or 51.57% Conversion of referrals to applications successfully accepted and processed.
 - Eligibility services production = Jan – 17/57; Feb – 20/42; Mar – 19/59; Apr – 28/58; May – 25/75; Jun – 31/47; Jul 27/44; Aug – 29/45; Sept – 29/47; Oct – 55/69

VII. Refugee Health Program

- A. The Refugee Health Program served 42 adults in October.

VIII. Quality & Risk Management:

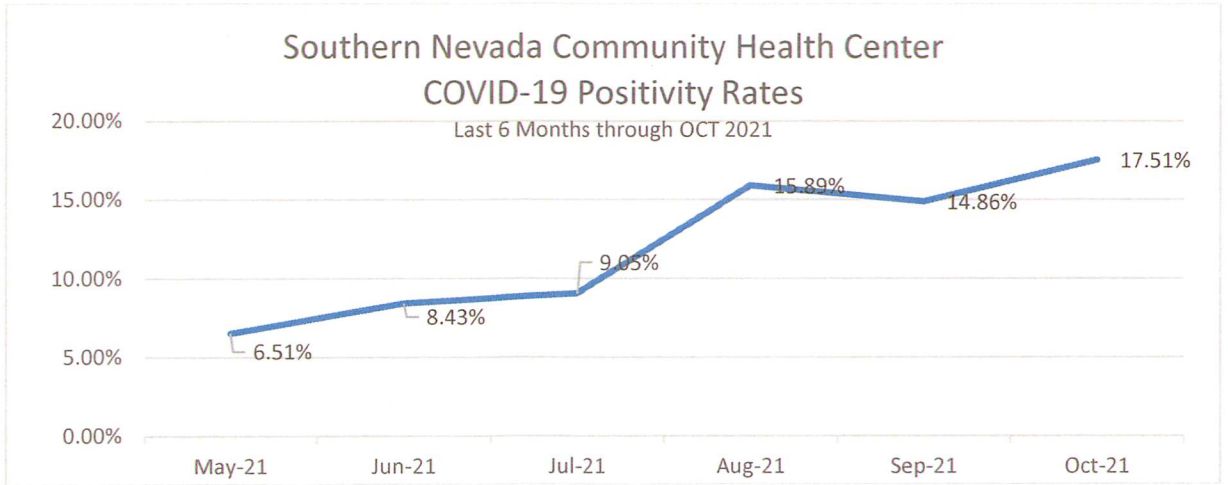
COVID-19 Testing

4,385 COVID-19 Tests were conducted in October 2021. In total, the Health Center completed 65,646 COVID-19 tests since testing began April 2020.

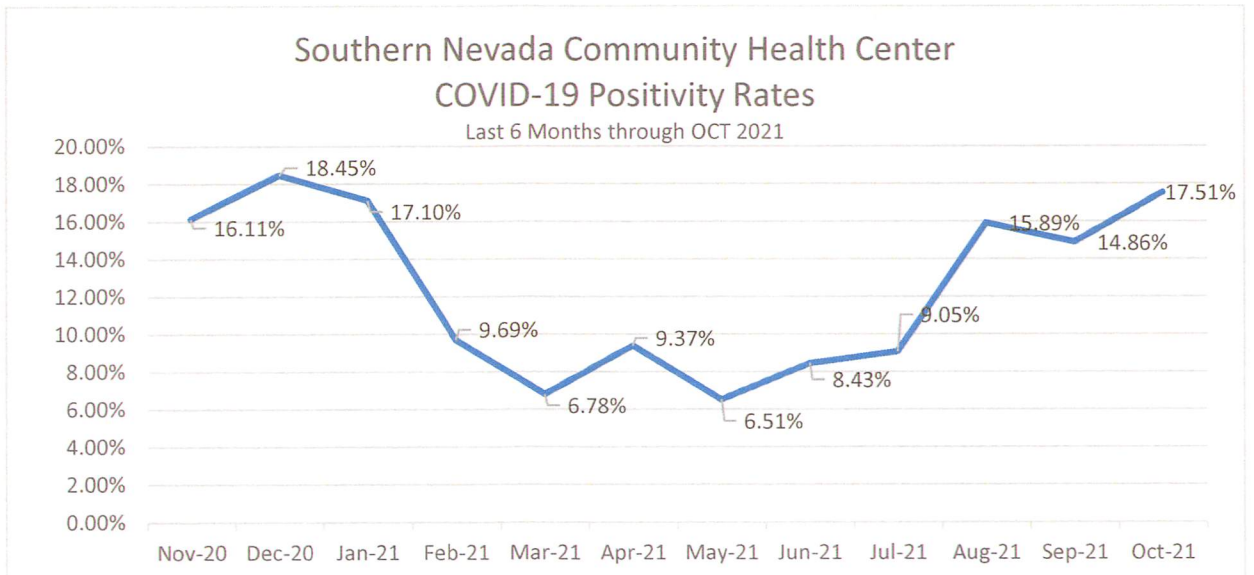
The Health Center and the Southern Nevada Health District continue to remind those who are sick to stay home and if they have been in contact with a person who has COVID-19 or think they have been exposed, they should get tested. The Health Center



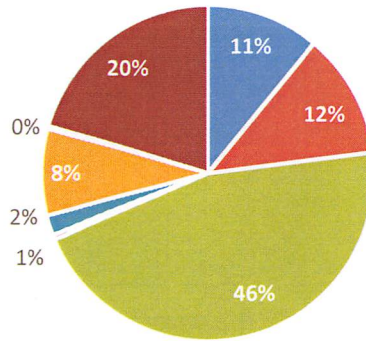
and Health District also encourage those who are medically appropriate to get the COVID-19 vaccine.



Over the last six months, there was an average positivity rate of 12.04%, and an average positivity rate of 12.48% for the last 12 months.

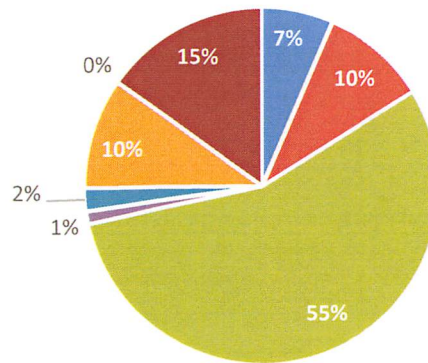


Southern Nevada Community Health Center
 COVID-19 Testing by Race and Ethnicity (Negative Result)
 OCT 2021



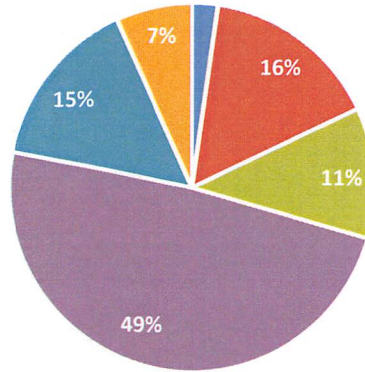
- Asian
- Black/African American
- Hispanic
- Native American
- Native Hawaiian/Pacific Islander
- Other
- Unknown
- White/Caucasian

Southern Nevada Community Health Center
 COVID-19 Testing by Race and Ethnicity (Positive Result)
 OCT 2021



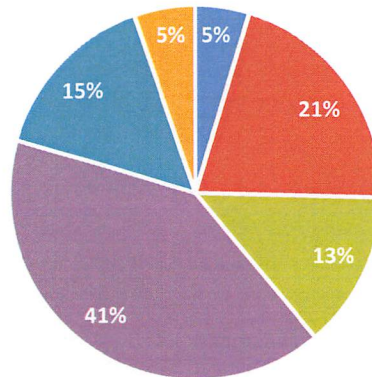
- Asian
- Black/African American
- Hispanic
- Native American
- Native Hawaiian/Pacific Islander
- Other
- Unknown
- White/Caucasian

Southern Nevada Community Health Center
 COVID-19 Testing by Age Group (Negative Result)
 OCT 2021



■ 00-04 ■ 05-17 ■ 18-24 ■ 25-49 ■ 50-64 ■ 65+

Southern Nevada Community Health Center
 COVID-19 Testing by Age Group (Positive Result)
 OCT 2021



■ 00-04 ■ 05-17 ■ 18-24 ■ 25-49 ■ 50-64 ■ 65+



COVID-19 Vaccine Program

The Southern Nevada Community Health Center began administering COVID-19 Vaccine on May 3, 2021 as part of HRSA's COVID-19 Vaccine Program. The vaccine site is located at the Southern Nevada Health District main location in the South Parking Lot.

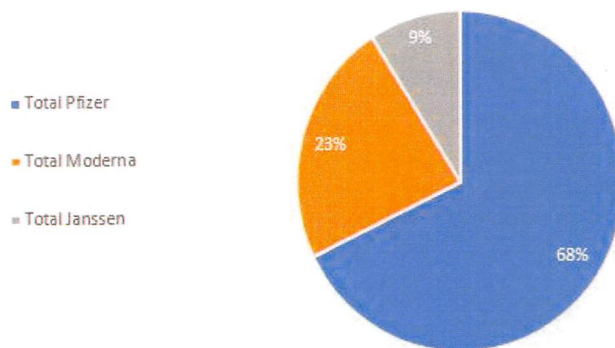
From May 3, 2021 to October 31, 2021, the Health Center has administered 23,989 doses of COVID-19 Vaccine.

In October, SNCHC's vaccine clinic administered 3668 doses of COVID-19 vaccine, 61.5% of which were booster doses:

	First Doses		Second Doses			Third Doses			Booster Doses			Totals
	Pfizer	Moderna	Pfizer	Moderna	Janssen	Pfizer	Moderna	Janssen	Pfizer	Moderna	Janssen	
Jan-21												0
Feb-21												0
Mar-21												0
Apr-21												0
May-21	2046	1021	1284	255	288							4894
Jun-21	627	327	2723	1191	231							5099
Jul-21	1233	394	1640	396	329							3992
Aug-21	1014	422	1520	414	521	31	20					3942
Sep-21	450	138	724	370	441	117	56		98			2394
Oct-21	335	87	462	145	332	165	88		1797	239	18	3668
Nov-21												0
Dec-21												0
Total	5705	2389	8353	2771	2142	313	164	0	1895	239	18	23989

Total Pfizer	16266
Total Moderna	5563
Total Janssen	2160
Total	23989

YTD Southern Nevada Community Health Center COVID-19 Vaccine Program (Overall)





Telehealth

The Health Center saw 54 patients via telehealth, which equates to 4.73% of the patients that were seen in our clinics in October.

The Health Center implemented telehealth following the need for modified clinic operations as we continue to navigate the COVID-19 pandemic. The goal of the Health Center is to continue fulfilling its mission to provide safe, quality healthcare to the community amid the COVID-19 public health emergency. Health Center patients are seen by providers via audio (telephone) and video via Healow, an app by eClinicalWorks. When medically appropriate, telehealth will continue to be offered, even following the COVID-19 pandemic.

Health Center Visits

Of scheduled patients, 63.94% kept their appointments. There was a 7.53% cancellation rate and a 25.35% no-show rate.

Client Encounters by Program					
Program	Oct 2020	Oct 2021	FY 20-21	FY 21-22	
Family Health Clinic	283	294	811	1,293	↑
Family Planning	490	426	1,892	1,849	↓
Refugee Health Screening	10	42	78	170	↑
Ryan White Care Services	758	621	3,526	2,694	↓
Pharmacy Clients	659	1,076			→
Dental Clinic	0	0	0	0	→
TOTAL	2,200	2,459	6,307	6,006	↓

Risk Management

Health Insurance Portability and Accountability Act (HIPAA)

There were no HIPAA breaches at the Health Center in October.

Exposure Incidents

There was no exposure incident at the Health Center in October.

Medical Events

There were no medical events at the Health Center in October.

Patient Satisfaction

The Health Center received generally favorable responses from survey participants when asked about ease of scheduling an appointment, wait time to see their provider, care received from providers and staff, understanding of health care instructions following their visit, hours of operation, and recommendation of the Health Center to friends and family.



Health Center Visit Report Summary: October 2021

Southern Nevada Community Health Center	Completed Pt Visits														
	Provider Visits		Behavioral Health Visits	Cancelled Visits		No Show Visits		Telehealth Visits				Total Scheduled Patients			
								Audio Visit	Televisit	Total Telehealth Visits					
Family Health Clinic	430	39.56%	0.00%	66	3.88%	166	9.76%	40	74.07%	9	16.67%	49	2.88%	711	41.82%
Family Planning Clinic	310	28.52%	0.00%	16	0.94%	140	8.24%	0	0.00%	2	3.70%	2	0.12%	468	27.53%
Refugee Clinic	59	5.43%	0.00%	11	0.65%	14	0.82%	0	0.00%	0	0.00%	0	0.00%	84	4.94%
Ryan White	288	26.49%	0.00%	35	2.06%	111	6.53%	0	0.00%	3	5.56%	3	0.18%	437	25.71%
Totals	1087	100.00%	0	128	7.53%	431	25.35%	40	74.07%	14	25.93%	54	3.18%	1700	100.00%
Percent of scheduled patients who cancelled															7.53%
Percent of scheduled patients who no showed															25.35%
Percent of scheduled patients who cancelled and no showed															32.88%
Percentage of Seen Pts that were Telehealth Visits															4.73%
Percentage of Seen Pts that were Behavioral Health Visits															0.00%

Attachments: October 2021 Quality Report

October 2021 Stats Report

Academic Affairs-Interns/Clinical Rotations (Students/Residents/Fellows)

October 2021

Fiscal YTD

Total Number of Interns and Clinical Rotations	10	10
Approximate Internship and Clinical Rotation Hours	680	2,440