



# Memorandum

Date: August 26, 2021

To: Southern Nevada District Board of Health

From: Fermin Leguen, MD, MPH, District Health Officer *FL*  
Cortland Lohff, MD, MPH, Director of Primary & Preventive Care *CL*

---

RE: Primary & Preventive Care Division Monthly Report – July 2021

---

## Primary & Preventive Care – Clinical Services Fiscal Year Data

### I. Immunization Program

#### A. Immunization Program Activities

1. There were 38 reminder calls made to parents/guardians of children 2-35 months who are not up to date with their immunization in July.
2. In preparation for Back to School, Immunization team members completed annual immunization training through CDC “You Call the Shots” modules. Team members who administer vaccines also completed the Skill Checklist to demonstrate competency/proficiency.
3. The Immunization Clinics at Decatur, East LV, Henderson and Mesquite locations distributed back packs stuffed with school supplies to the first 500 children who came into the clinic for vaccination in July. The back packs and school supplies were donated and put together by Health District employees and the Office of Communication.

#### B. Immunization Outreach Activities

1. There were 2 Covid-19 clinics conducted at homeless encampments. 46 clients received the Janssen Covid vaccine.
2. Staff participated in adolescent clinics at the Galleria Mall and select middle schools in preparation for back to school.
3. Back to School started on July 26, 2021. Staff have been assigned to work at the Main and East Las Vegas clinics through August 13, 2021.

### II. Community Health Nursing

#### A. Maternal Child Health

1. There were two new reported childhood lead case for the month of July.
2. There was one new referral for the Newborn Screening Program that required follow-up by the field nurse.

#### B. Nurse Family Partnership (NFP)

The Southern Nevada Health District’s Nurse-Family Partnership (NFP) has 129 active clients, 44 are participating through the Maternal, Infant and Early Childhood Home Visiting (MIECHV) Program made available through the Nevada Division of Public and Behavioral Health under the Affordable Care Act (ACA).



The program has nine Nurse Home Visitors at present. Two nurse home visitors are funded by the MIECHV program and two are part of the expansion team funded by Temporary Assistance for Needy Families (TANF). One of the TANF funded nurses began her employment this month and is completing NFP's basic education.

The team continues to enroll and engage clients to meet NFP program goals through telephone, video, and home visits. The nurse home visitors are also reconnecting to and re-establishing relationships with various community resources and partners.

C. Embracing Healthy Baby

The Southern Nevada Health District's Embracing Healthy Baby Program Community Health Workers (CHWs) are managing cases with minimal guidance from the program Community Health Nurse. Telephone or virtual visits continue with enrolled families as well as home visits. Education and referrals to needed services continue to be provided to families. Limits on the length of home visits were lifted in June. 90 families have been served by the program since January 2020.

July outreach included Mojave Counseling, Women's Resource Center, the University of Nevada Las Vegas Obstetrics and Gynecology Clinic, Women's Health Associates of Southern Nevada at Sunrise Hospital, Sunny Babies, First Choice Pregnancy Services, East Valley Family Services, Baby's Bounty, Boys Town, and the Las Vegas Urban League Women, Infants and Children Program at East Flamingo

**III. Tuberculosis Clinic**

- A. There was one new active adult TB case reported by the TB Clinic during this period. There was no new pediatric active TB case reported by the TB Clinic during this period.
- B. The Refugee Health Program served 41 adults in July.

**IV. Preventive Services Administration**

- A. Clinical Services Division continues to retain Nevada State Board of Nursing approval to provide Continuing Education credits for SNHD Nursing staff. There were no CEU's offered in July.
- B. The Employee Health Nurse resigned in July and we are currently in the recruitment process.

Attachments: July 2021 Statistical Report

**CLINICAL SERVICES DIVISION**  
**MONTHLY REPORT**  
**July 2021**

**Clinical Services Client Encounters by Locations**

Location	DECATUR PHC	ELV PHC	Hend PHC	Mesquite PHC	Laughlin	Mobile Clinic	Homeless Outreach	Targeted Populations	TOTAL
Immunization	1,916	1,031	252	108	0	0	0	0	3,307
Immunization Records Issued	978	283	45						1,306
Newborn Metabolic Screening	0	0	0	0					0
TB Treatment & Control	714								714
SAPTA Services								18	18
<b>TOTAL</b>	<b>3,608</b>	<b>1,314</b>	<b>297</b>	<b>108</b>	<b>0</b>	<b>0</b>	<b>0</b>	<b>18</b>	<b>5,345</b>

**Clinical Services Client Encounters by Program**

Program	July 2020	July 2021		FY 20-21	FY 21-22	
Immunizations	1,989	3,307	↑	1,989	3,307	↑
Immunization Records Issued	315	978	↑	315	0	↓
Newborn Met. Screening	1	0	↓	1	0	↓
TB Treatment & Control	890	714	↓	890	714	↓
SAPTA Services	27	18	↓	27	18	↓
<b>TOTAL</b>	<b>3,222</b>	<b>5,017</b>	<b>↑</b>	<b>3,222</b>	<b>4,039</b>	<b>↑</b>



**Clinical Services Immunization Program**

Immunizations	July 2020	July 2021		FY 20-21	FY 21-22	
Flu Vaccine Given	0	0	→	0	0	→
Gratis	31	115	↑	31	115	↑

Vaccines for Children (VFC)*	July 2020	July 2021		FY 20-21	FY 21-22	
Number of VFC Compliance Visits	17	2	↓	17	2	↓
Number of IQIP Visits*	0	0	→	0	0	→
Number of Follow Up Contacts	80	8	↓	80	8	↓
Number of Annual Provider Training	4	1	↓	4	1	↓
Number of State Requested Visits	161	29	↓	161	29	↓

Perinatal Hepatitis B	July 2020	July 2021		FY 20-21	FY 21-22	
# of Expectant Women	20	17	↓	20	17	↓
# of Infants	87	80	↓	87	80	↓
Total # of Infants Delivered	1	3	↑	1	3	↑
New Cases	1	0	↓	1	0	↓
Closed Cases	5	0	↓	5	0	↓

Childcare Program*	July 2020	July 2021		FY 20-21	FY 21-22	
Childcare Audits	1	0	↓	1	0	↓
Baseline Immunization Rate	74%	0%	↓	74%	0%	↓
# of Re-Audits	0	0	→	0	0	→
Re-Audit Immunization Rate	n/a	0%	↓	n/a	0%	↓
# of Records Reviewed	35	0	↓	35	0	↓

**Clinical Services Community Health Program**

Nursing Field Services	July 2020	July 2021		FY 20-21	FY 21-22	
MCH Team Home Visit Encounters	13	14	↑	13	14	↑

NFP	July 2020	July 2021		FY 20-21	FY 21-22	
Referrals	15	17	↑	15	17	↑
Enrolled	8	7	↓	8	7	↓
Active	170	129	↓			

MCH	July 2020	July 2021		FY 20-21	FY 21-22	
# of Referrals Received**	5	1	↓	5	1	↓
# from CPS*	1	0	↓	1	0	↓
# of Lead Referrals	0	0	→	0	0	→
# of Total Admissions	2	1	↓	2	1	↓

EHB	July 2020	July 2021		FY 20-21	FY 21-22	
Referrals	3	9	↑	3	9	↑
Enrolled	4	8	↑	4	8	↑
Active	19	33	↑			

Thrive by 0 - 3	July 2020	July 2021		FY 20-21	FY 21-22	
Referrals	33	64	↑	33	64	↑
Enrolled	3	1	↓	3	1	↓
Active	10	22	↑			

**Clinical Services Tuberculosis Program**

Tuberculosis	July 2020	July 2021		FY 20-21	FY 21-22	
Number of Case Management Activities*	155	106	↑	155	106	↓
Number of Monthly Pulmonary Specialist Clinic Clients Seen	26	24	↓	26	24	↓
Number of Monthly Electronic Disease Notifications Clinic Clients (Class B)	0	6	↑	0	0	→
Outreach Activities during the Month - Presentations, Physician Visits, Correctional Visits, etc.	0	0	→	0	0	→
Directly Observed Therapy (DOT) Field, clinic and televideo encounters	709	575	↓	709	575	↓

\*New EMR system- Counting only successful activities.

Substance Abuse Prevention & Treatment Agency (SAPTA)	July 2020	July 2021		FY 20-21	FY 21-22	
# of Site Visits	2	2	→	2	2	→
# of Clients Screened	27	18	↓	27	18	↓
# of TB Tests	26	18	↓	26	18	↓
# of Assessments only	1	0	↓	1	0	↓



## **Primary & Preventive Care FQHC Monthly Report – July 2021**

Division Information/Highlights: The Southern Nevada Community Health Center, a division of the Southern Nevada Health District, mission is to serve residents of Clark County from underserved communities with appropriate and comprehensive outpatient health and wellness services, emphasizing prevention and education in a culturally respectful environment regardless of the patient's ability to pay.

### **July Highlights:**

- **Response to COVID-19**
  - Coordinating the efforts of the NCS
  - Collecting data from FQHC partners for point of care (POC) testing
  - Project Manager for FEMA NCS grant
- **Administrative**
  - Service Area Competition Grant was awarded for next 3 years.

### **COVID-19 Vaccine Clinic Facility: COVID-19 Response**

- 1) NCS Facility was converted into a Health Center COVID-19 vaccination clinic on 5/3/2021
  - a. To date, the health center has administered more than 15,000 COVID-19 vaccinations

### **I. HIV / Ryan White Care Program**

- A. The HIV/Medical Case Management (MCM) program received 30 referrals between July 1<sup>st</sup> through July 31<sup>st</sup>. There was 1 pediatric client referred to the program this month. The program received 2 referrals for pregnant women living with HIV during this time.
- B. The Ryan White ambulatory clinic had a total of 249 visits: 12 initial provider visits, 90 established provider visits, 30 tele-visits, 0 audio visits, 13 Nurse visits and 104 Lab visits in the month of July.
- C. The Ryan White clinic continues to implement the Rapid stART project, which has a goal of rapid treatment initiation for newly diagnosed patients with HIV. The program continues to receive referrals and accommodate clients on a walk-in basis.
- D. The Ryan White program Mental health APRN continues to serve clients and provide screening for mental health conditions. 15 clients were serviced this month.
- E. The Ryan White program dietitian is providing medical nutritional therapy to clients during this period. 4 clients were screened for nutrition services this month.





- F. Staff attended the Ryan White Parts A & B Eligibility Training on July 27<sup>th</sup> and July 28<sup>th</sup> in order to be familiarized with changes to the eligibility process. Staff also attended the Rape Crisis Center Sexual Violence and Exploitation training on July 20<sup>th</sup>.

## II. Sexual Health Clinic

- A. The clinic provided services provided 962 unique services to 711 unduplicated patients for the month of July.
- B. The Sexual Health Clinic (SHC) is participating in three Learning Collaboratives under the Ending the HIV Epidemic efforts : 1) Community-wide Rapid stART Program through the Ryan White Part A grant recipient with the goal of decreasing the time from HIV diagnosis to treatment initiation and 2) STD Specialty Clinic Learning Community through the University of Washington's Prevention Training Center with the goal of scaling up HIV preventive services in STD specialty clinics 3) NASTAD's TelePrEP Learning Collaborative: Cohort 2 which provides technical assistance from peers and subject matter experts to increase the uptake of telePrEP programs.
- C. The SHC offers sexually transmitted infection (STI) screening and treatment, HIV pre-exposure prophylaxis (PrEP), non-occupational post-exposure prophylaxis (nPEP) services, and referral to primary care and support services. Services include screening for sexually transmitted infections, treatment and referral to a disease investigator for partner investigation. New HIV diagnosis are immediately referred to the Health Center's Rapid stART clinic.
- D. Express Testing resumed last February 15<sup>th</sup> in SHC. Express Testing is a collaborative service between SHC and Office of Disease Surveillance to screen asymptomatic patients for STI without the full clinic visit. This has significantly enhanced the clinic's ability to provide more STI screening services to our community. The SHC just wrapped up a cost analysis project with NACCHO/CDC on Express Testing. CDC will continue to analyze aggregate data from other participating STD specialty clinics and use the information to create a manuscript that can guide Express Testing practices nationally.
- E. SHC staffs attended trainings the following training: Mental Health First Aid Training which teaches how to identify, understand and respond to signs of mental illnesses and substance use disorders.

## III. Family Planning (FP)

- A. FP Program services at East Las Vegas and Decatur Public Health Centers served 518 clients; 507 of them were unduplicated.
- B. The East Las Vegas Family Planning Clinic served 216 clients; 212 of them were unduplicated.
- C. The Decatur Family Planning Clinic served 302 clients; 295 of them were





unduplicated.

**IV. Family Healthcare Center**

- A. The Family Health Care Clinic saw 106 patients in the month of July 2021. Eight patients were seen under the age of 18 and includes 3 children from the Refugee Health Clinic.

**V. Pharmacy Services**

- A. Dispensed 1,199 prescriptions for 936 clients.
- B. Assessed/counseled 31 clients in clinics.
- C. Assisted 10 clients to obtain medication financial assistance.
- D. Assisted 4 clients with insurance approvals.

**VI. Eligibility Case Narrative and Eligibility Monthly Report**

Eligibility Monthly Report		
July 2021		
Total number of referrals received	44	
Total number of no action-closed	13	
Total number of applications submitted	Medicaid/SNAP/TANF: 26	Hardship: 1

- ☛ Eligibility support continues to increase with new operational adjustments.
  - Eligibility applications are being facilitated at the front desks of both clinic sites, at mobile clinic events, and in the COVID-19 vaccine clinic.
- ☛ Since January 168/382 or 43.97% Conversion of referrals to applications successfully accepted and processed
  - Eligibility services production = Jan – 17/57; Feb – 20/42; Mar – 19/59; Apr – 28/58; May – 25/75; Jun – 32/47; Jul – 27/44

**VII. Refugee Health Program**

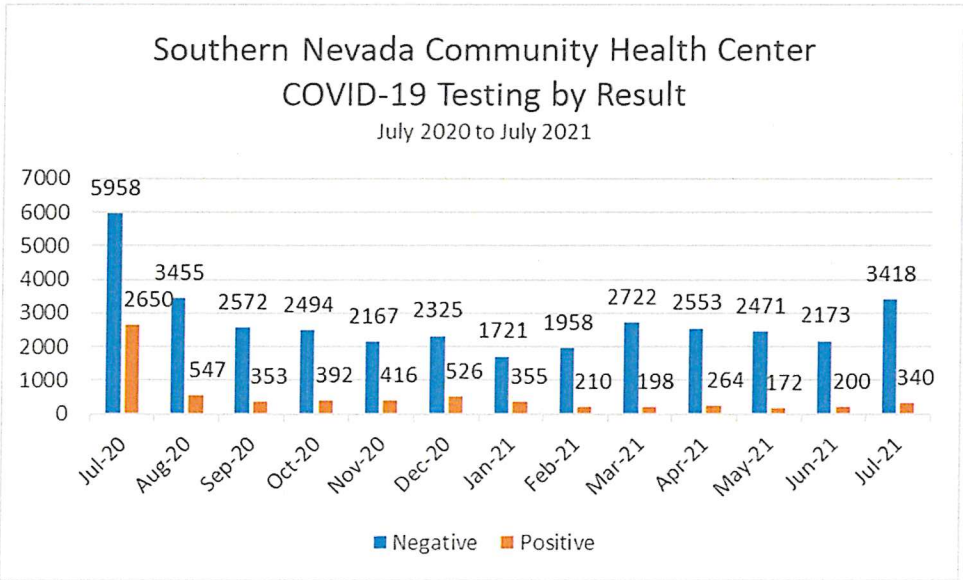
- A. The Refugee Health Program served 41 adults in July.

**VII. Quality & Risk Management:**

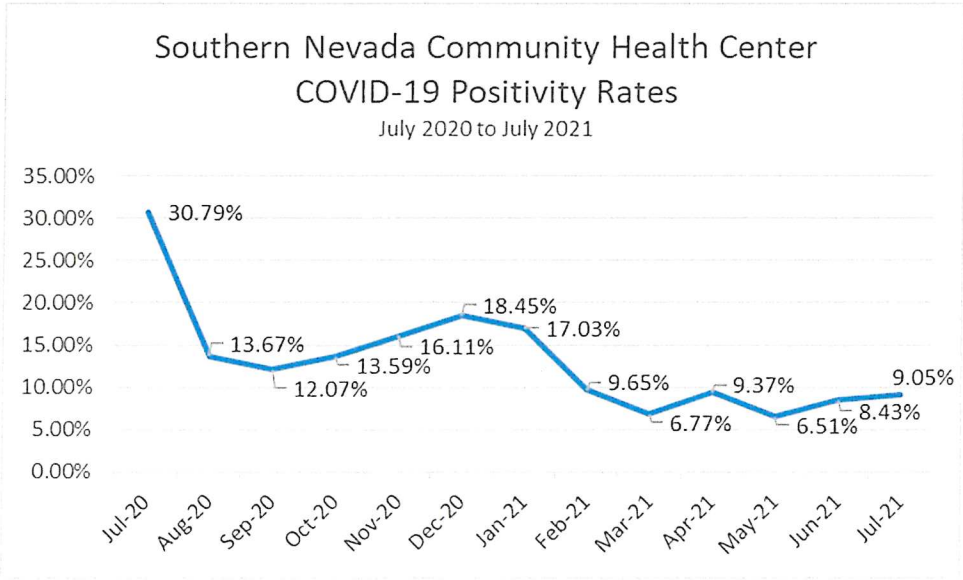
**Quality  
COVID-19 Testing**

In July, the Southern Nevada Community Health Center completed 3,758 COVID-19 tests. In total, the Health Center completed 49,334 COVID-19 tests since testing began April 2020.

The Health Center and the Southern Nevada Health District continue to remind those who are sick to stay home and if they have been in contact with a person who has COVID-19 or think they have been exposed, they should get tested. The Health Center and Health District also encourage those who are medically appropriate to get the COVID-19 vaccine.

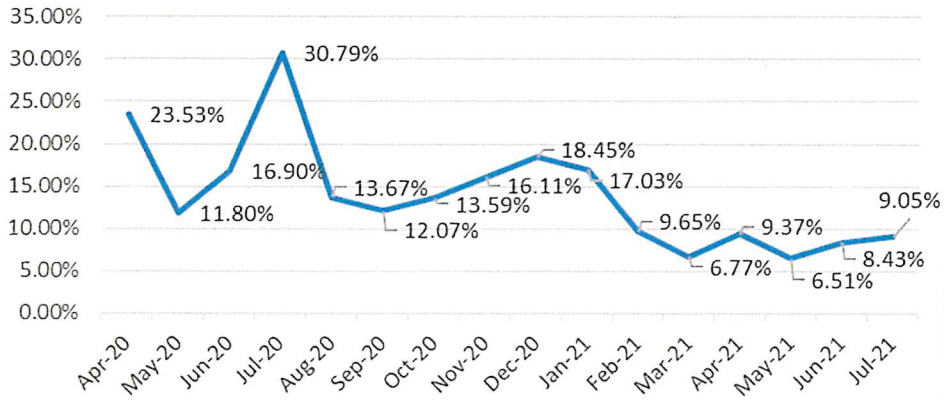


In July, there was a 9.1% positivity rate.



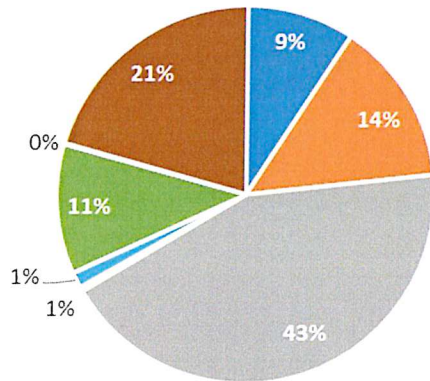
### Southern Nevada Community Health Center COVID-19 Positivity Rates

April 2020 to July 2021



### Southern Nevada Community Health Center COVID-19 Testing by Race and Ethnicity (Negative Result)

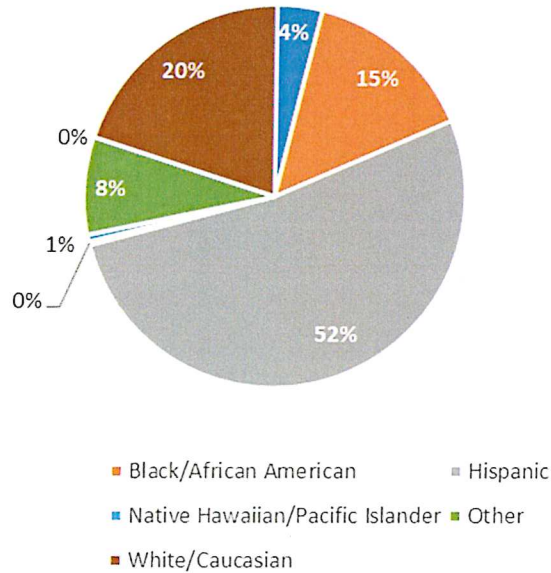
July 2021



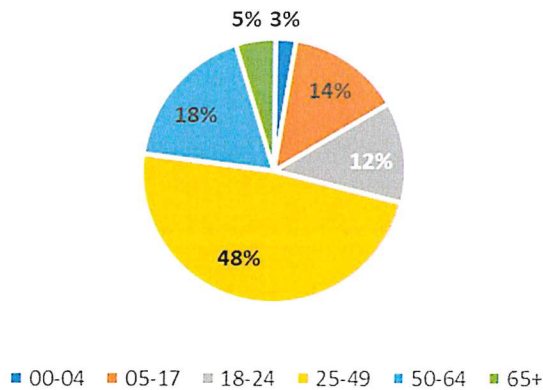
- Asian
- Black/African American
- Hispanic
- Native American
- Native Hawaiian/Pacific Islander
- Other
- Unknown
- White/Caucasian

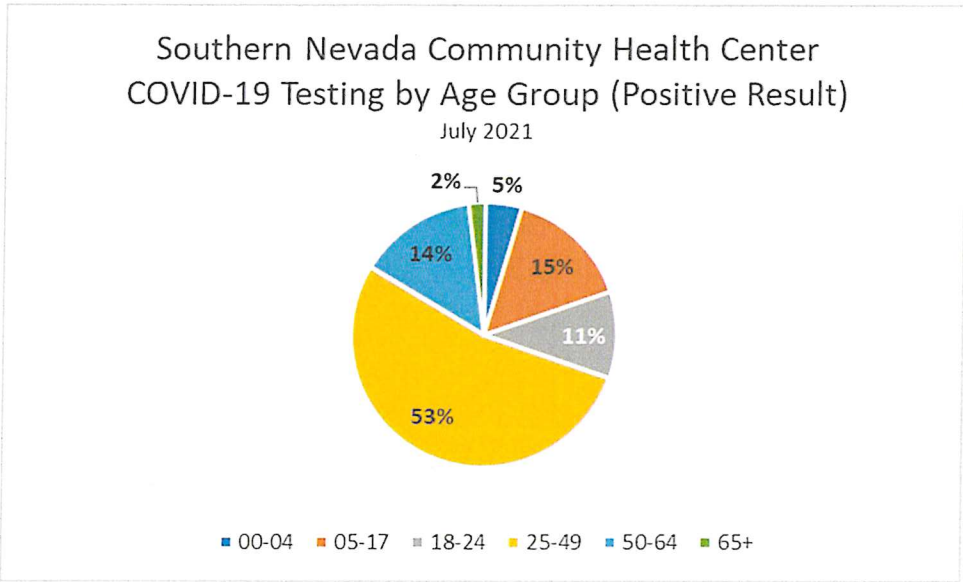


Southern Nevada Community Health Center  
COVID-19 Testing by Race and Ethnicity (Positive Result)  
July 2021



Southern Nevada Community Health Center  
COVID-19 Testing by Age Group (Negative Result)  
July 2021



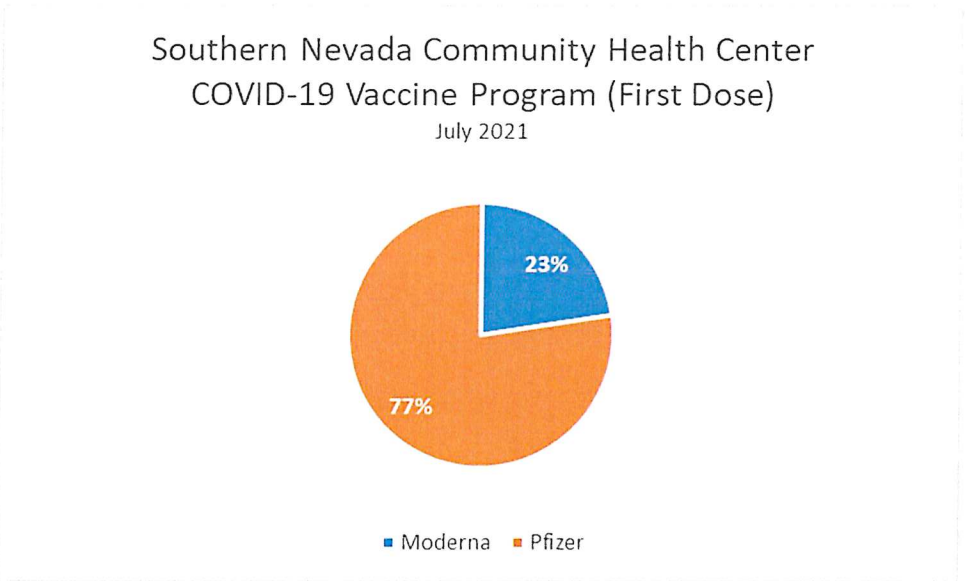


**COVID-19 Vaccine Program**

The Southern Nevada Community Health Center began administering COVID-19 Vaccine on May 3, 2021 as part of HRSA’s COVID-19 Vaccine Program. The vaccine site is located at the Southern Nevada Health District main location in the NCS Building.

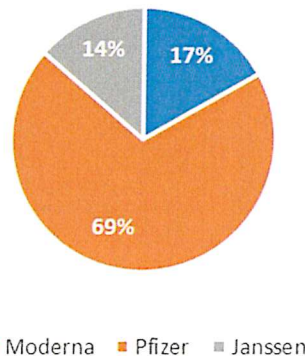
In July, the Health Center administered 3,875 doses of COVID-19 Vaccine:

- First Dose: 1,523
  - Moderna: 344
  - Pfizer: 1,179
- Second Dose: 2,352
  - Moderna: 395
  - Pfizer: 1,636
  - Janssen: 321





Southern Nevada Community Health Center  
COVID-19 Vaccine Program (Second Dose)  
July 2021



### **Patient Satisfaction**

The Health Center received 235 patient satisfaction surveys in July. Family Planning made up 40.9% of survey responses followed by Family Health at 39.1% and Ryan White at 20%. Approximately 24% of patients seen at the Health Center in July took the patient satisfaction survey. The Health Center received generally favorable responses from survey participants when asked about ease of scheduling an appointment, wait time to see their provider, care received from providers and staff, understanding of health care instructions following their visit, hours of operation, and recommendation of the Health Center to friends and family.

### **Telehealth**

In July, the Health Center saw 98 patients via telehealth, 10% of the patients that were seen in our clinics. We are currently seeing an upward trend in COVID-19 positivity rates, and when medically appropriate, telehealth will continue to be offered, even following the COVID-19 pandemic.

### **Health Center Visits**

The Health Center had 1,397 scheduled patient appointments in July. Of scheduled patients, approximately 70% kept their appointments. There was a 5.3% cancellation rate and a 24.7% no-show rate.

### **Risk Management**

#### **Health Insurance Portability and Accountability Act (HIPAA)**

There were no HIPAA breaches at the Health Center in Q2.

### **Exposure Incidents**

There were no Exposure Incidents at the Health Center in July.

### **Medical Events**

There were no Medical Events at the Health Center in July.





**Health Center Visit Report Summary: July 2021**

Southern Nevada Community Health Center	Provider Visits		Cancelled Visits		No Show Visits		Telehealth Visits			Total Scheduled Patients	
	Count	Percentage	Count	Percentage	Count	Percentage	Audio Visit	Televisit	Total Visits	Count	Percentage
Family Health Clinic	304	34.55%	23	4.43%	128	24.66%	53	11	64	519	37.15%
Family Planning Clinic	230	26.14%	14	4.06%	101	29.28%	0	0	0	345	24.70%
Refugee Clinic	52	5.91%	1	1.47%	15	22.06%	0	0	0	68	4.87%
Ryan White	294	33.41%	36	7.74%	101	21.72%	0	34	34	465	33.29%
<b>Totals</b>	<b>880</b>	<b>100.00%</b>	<b>74</b>	<b>5.30%</b>	<b>345</b>	<b>24.70%</b>	<b>53</b>	<b>45</b>	<b>98</b>	<b>1397</b>	<b>100.00%</b>

<i>Percent of scheduled patients who cancelled</i>	5.30%
<i>Percent of scheduled patients who no showed</i>	24.70%
<i>Percent of scheduled patients who cancelled and no showed</i>	29.99%

**Primary & Preventive Care FQHC Monthly Report – July 2021**

**Academic Affairs-Interns/Clinical Rotations/Residents/Fellows**

July 2021      Fiscal YTD

Internships-Total Interns	4	4
Internship Hours	400	400