



Memorandum

Date: May 27, 2021

To: Southern Nevada District Board of Health

From: Fermin Leguen, MD, MPH, District Health Officer *FL*
Cortland Lohff, MD, MPH, Director of Primary & Preventive Care *CORTLAND L OH FF*

RE: Primary & Preventive Care Division Monthly Report – April 2021

Primary & Preventive Care – Clinical Services Fiscal Year Data

I. Immunization Program

A. Immunization Program Activities

1. The Immunization Main clinic continued to be a COVID-19 mass vaccination site in the month of April. A total of 7,790 doses of Pfizer and Moderna COVID-19 vaccines were administered at this site.
2. The immunization team continues to support county COVID vaccine efforts by receiving and distributing of COVID-19 vaccines to hospitals and community partners. A total of 145,950 doses of COVID -19 vaccines were received in the month of April (Pfizer 122,850 doses, Moderna 12,900 doses and Janssen 10,200 doses).
3. The East Las Vegas and Mesquite Immunization Clinics continued to provide routine vaccines to the public by appointment only. East Las Vegas Immunization Clinic saw an influx of clients coming in for routine vaccinations due to the temporary closure of the Main and Henderson Immunization Clinics. A total of 1,185 clients received 2,992 vaccines compared to the total of 99 clients in April, 2020.
4. There were 20 reminder calls made to parents/guardians of children 2-35 months who are not up to date with their immunizations for the month of April.

B. Immunization Outreach Activities

1. Limited staff have resumed Childcare and Hepatitis B programs. Other team members continue to assist the COVID Vaccination Campaign by leading activities, training agency staff and providing vaccine oversight.
2. In partnership with Help of Southern Nevada and Harm Reduction Unit, Covid-19 vaccinations in the tunnels have been resumed. Janssen vaccines were administered to 107 clients.

II. Community Health Nursing

A. Maternal Child Health

1. There was one new reported childhood lead cases for the month of April.
2. There was one referral for the Newborn Screening Program requiring follow-up by the field nurse.

Clinical Services Community Health Program

Nursing Field Services	April 2020	April 2021		FY 19-20	FY 20-21	
MCH Team Home Visit Encounters	12	10	↓	214	95	↓

NFP	April 2020	April 2021		FY 19-20	FY 20-21	
Referrals	17	10	↓	224	105	↓
Enrolled	3	3	→	124	52	↓
Active	170	137	↓			

MCH	April 2020	April 2021		FY 19-20	FY 20-21	
# of Referrals Received**	7	3	↓	88	38	↓
# from CPS*	4	1	↓	22	13	↓
# of Lead Referrals	0	1	↑	6	9	↑
# of Total Admissions	3	2	↓	35	18	↓

EHB	April 2020	April 2021		FY 19-20	FY 20-21	
Referrals	5	9	↑	16	59	↑
Enrolled	0	3	↑	8	50	↑
Active	11	27	↑			

Thrive by 0 - 3	April 2020	April 2021		FY 19-20	FY 20-21	
Referrals	34	83	↑	34	669	↑
Enrolled	1	2	↑	1	31	↑
Active	1	16	↑			

*Updated MCH FY 20-21 - In August we received two referrals from CPS (Only one CPS referral was reported in the August BOH report)

** Data from Thrive by 0-3 was combined with MCH data in April 2020. These data have been separated for this report.

Clinical Services Tuberculosis Program

Tuberculosis	April 2020	April 2021		FY 19-20	FY 20-21	
Number of Case Management Activities*	151	262	↑	1,502	1,749	↑
Number of Monthly Pulmonary Specialist Clinic Clients Seen	19	26	↑	201	236	↑
Number of Monthly Electronic Disease Notifications Clinic Clients (Class B)	2	3	↑	206	15	↓
Outreach Activities during the Month - Presentations, Physician Visits, Correctional Visits, etc.	0	0	→	0	0	→
Directly Observed Therapy (DOT) Field, clinic and televideo encounters	669	740	↑	5,564	6,501	↑

*New EMR system- Counting only successful activities.

Substance Abuse Prevention & Treatment Agency (SAPTA)	April 2020	April 2021		FY 19-20	FY 20-21	
# of Site Visits	2	1	↓	37	15	↓
# of Clients Screened	18	7	↓	266	193	↓
# of TB Tests	17	6	↓	246	165	↓
# of Assessments only	1	1	→	19	28	↑



B. Nurse Family Partnership (NFP)

The Southern Nevada Health District's Nurse-Family Partnership (NFP) has 137 active clients with 7 Nurse Home visitors. 44 are participating through the Maternal, Infant and Early Childhood Home Visiting (MIECHV) Program made available through the Nevada Division of Public and Behavioral Health under the Affordable Care Act (ACA).

The NFP Team increased their limited home visits from one home visit a day to two following established criteria. Telehealth, video conferences and limited home visits are being utilized to engage clients, provide education, support and resources.

The majority of the nurses have resumed their primary focus of serving NFP families after months of actively participating in the District's COVID-19 vaccination efforts.

C. Embracing Healthy Baby

The Southern Nevada Health District's Embracing Healthy Baby Program Community Health Workers (CHWs) are managing cases with minimal guidance from the program Community Health Nurse. Telephone or virtual visits continue with enrolled families. Education and referrals to needed services continue to be provided to families. Limited home visits continued in April.

The CHWs were heavily involved in COVID-19 vaccination activities in the month of April and they demonstrated the ability to balance program and COVID-19 vaccination needs. No outreach was conducted in the month of April.

III. Tuberculosis Clinic

A. Three new active adult TB cases was reported by the TB Clinic during this period. There was no new pediatric active TB case reported by the TB Clinic during this period.

B. The Refugee Health Program served 11 adults in April.

IV. Clinical Services Administration

A. Clinical Services Division continues to retain Nevada State Board of Nursing approval to provide Continuing Education credits for SNHD Nursing staff. There were no CEU's offered in April.

Primary & Preventive Care FQHC Monthly Report – April 2021

Division Information/Highlights: The Southern Nevada Community Health Center, a division of the Southern Nevada Health District, mission is to serve residents of Clark County from underserved communities with appropriate and comprehensive outpatient health and wellness services, emphasizing prevention and education in a culturally respectful environment regardless of the patient's ability to pay.

April Highlights:



- **Response to COVID-19**
 - NCS converted into Health Center Vaccination Program in IRS Building
 - Testing Continues in METS building
 - Collecting data from FQHC partners for point of care (POC) testing
- **Administrative**
 - Service Area Competition Grant was awarded for next 3 years.

I. HIV / Ryan White Care Program

- A. The HIV/Medical Case Management (MCM) program received 40 referrals between April 1st through April 30th. There was 1 pediatric client referred to the program this month. The program received 4 referrals for pregnant women living with HIV during this time.
- B. The Ryan White - The Ryan White ambulatory clinic had a total of 328 visits: 27 initial provider visits, 133 established provider visits, 8 tele-visits, 0 audio visits, 23 Nurse visits and 110 lab visits in the month of April.
- C. The Ryan White Clinic continues to implement the Rapid stART project, which has a goal of rapid treatment initiation for newly diagnosed patients with HIV. The program continues to receive referrals and accommodate clients on a walk-in basis.
- D. The Transitional Case Management (TCM) program's education of inmates is currently on hold due to the COVID-19 pandemic. There is on-going case management services for clients already enrolled in the program. The program had 1 referral this month, and who was linked to HIV services.
- E. The Ryan White program Mental health APRN continues to serve clients and provide screening for mental health issues. 25 clients were serviced this month.
- F. Eligibility staff attended the virtual Liberty Dental annual training on April 15th to learn of new updates to the Liberty Dental referral process. The social worker had virtual trainings on addiction and overdose prevention from the Dialog for Health website.

II. Sexual Health Clinic

- A. The clinic provided services provided 897 unique services to 709 unduplicated patients for the month of April, exceeding the numbers from April 2020.
- B. The Sexual Health Clinic (SHC) is participating in three Learning Collaboratives under the Ending the HIV Epidemic efforts : 1) Community-wide Rapid stART Program through the Ryan White Part A grant recipient with the goal of decreasing the time from HIV diagnosis to treatment initiation and 2) STD Specialty Clinic Learning Community through the University of Washington's Prevention Training Center with the goal of scaling up HIV preventive services in STD specialty clinics 3) NASTAD's TelePrEP Learning Collaborative: Cohort 2 which provides technical assistance from peers and subject matter experts to increase the uptake of telePrEP programs.



- C. The SHC offers sexually transmitted infection (STI) screening and treatment, HIV pre-exposure prophylaxis (PrEP), non-occupational post-exposure prophylaxis (nPEP) services, and referral to primary care and support services. Services include screening for sexually transmitted infections, treatment and referral to a disease investigator for partner investigation. New HIV diagnosis are immediately referred to the Health Center's Rapid stART clinic.
- D. Express Testing resumed last February 15th in SHC. Express Testing is a collaborative service between SHC and Office of Disease Surveillance to screen asymptomatic patients for STI without the full clinic visit. This has significantly enhanced the clinic's ability to provide more STI screening services to our community.
- E. SHC staffs attended trainings on Mental Health First Aid which teaches how to identify, understand and respond to signs of mental illnesses and substance use disorders. Staff also attended suicide prevention training and one staff completed a leadership training offered by Ryan White Part A.

III. Family Planning (FP)

- A. FP Program services at East Las Vegas and Decatur Public Health Centers served 422 clients; 421 of them were unduplicated.
- B. The East Las Vegas Family Planning Clinic served 285 clients; 285 of them were unduplicated.
- C. The Decatur Family Planning Clinic served 137 clients; 136 of them were duplicated.

IV. Family Healthcare Center

- A. The Family Health Care Clinic saw 271 patients in the month of April 2021. Ten patients were under age 18 and includes zero children from the Refugee Health Clinic.

V. Pharmacy Services

- A. Dispensed 1103 prescriptions for 885 clients.
- B. Assessed/counseled 34 clients in the Ryan White – Sexual Health Clinic
- C. Assessed/counseled zero clients in the Tuberculosis Clinic.
- D. Assisted 13 clients to obtain medication financial assistance.
- E. Assisted 1 clients with insurance approvals.

VI. Eligibility Case Narrative and Eligibility Monthly Report

Eligibility Monthly Report		
April 2021		
Total number of referrals received	58	
Total number of no action-closed	18	
Total number of applications submitted	Medicaid/SNAP/TANF: 28	Hardship: 5



Application Status			
Medicaid/SNAP/TANF Applications		Hardship Applications	
# of approvals	16	# of approvals	3
# of ineligible	3	# of denials	0
# pending cases	9	# of pending cases	2

Eligibility Case Narrative

18 y/o, pregnant, HIV+ woman was referred to eligibility to apply for Medicaid during an office visit at the Southern Nevada Community Health Center. I interviewed the client in-between services on the same day. Client has insurance coverage through her parent’s employer-sponsored insurance plan, but the insurance plan does not include coverage for her pregnancy (prenatal or postnatal care). Client provided her picture ID during the visit, but she had no other required documents available. In the days following her interview, several failed attempts to contact the client via telephone and email were made to obtain the required documentation to submit with her application. Her application was subsequently submitted to the Division of Welfare & Supportive Services (DWSS) without any documentation. As an authorized representative listed on the client’s welfare case, I was contacted by the DWSS case worker and was able to relay the information provided to me by the client directly to the case worker to continue processing her application. The client’s application was approved on 4/24/2021.

Eligibility Worker: Kimberly Patterson

I interviewed the patient for Medicaid Assistance but based on her immigration status; she does not qualify for government benefits. The patient stated that she has no job at this moment. The only income is her husband's income which is \$400.00 a week. It is not enough to pay debts, rent, utilities, or any other medical expenses. Also, I processed her child's SNAP benefits. She requested to apply for the Financial Hardship Program to pay her visit here with the Health District Department provider.

Eligibility Worker: Juan Carlos Rodriguez

VII. Refugee Health Program

A. The Refugee Health Program served 11 adults in April.

VII. Quality & Risk Management:

Quality

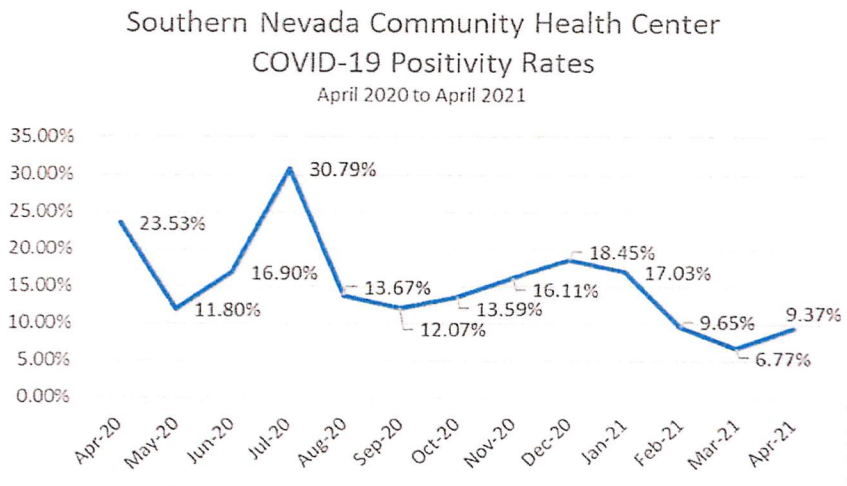
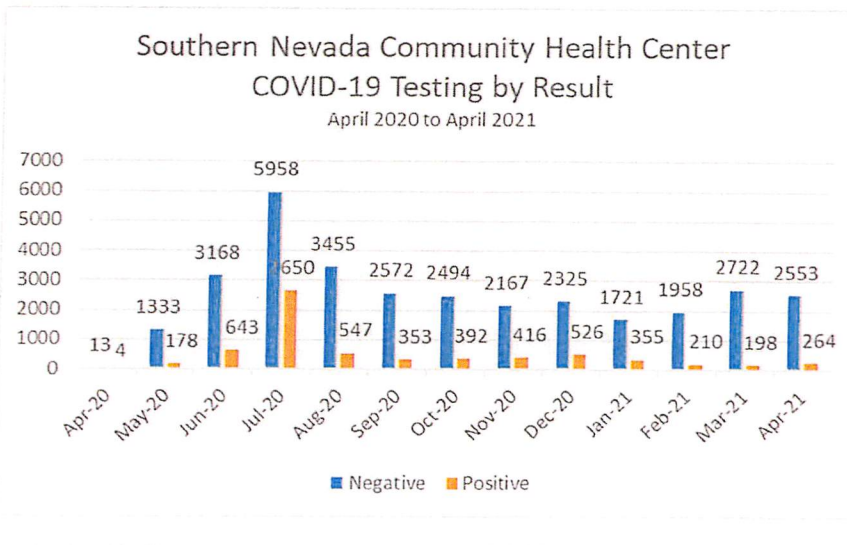
COVID-19 Testing

As of April 30, 2021, the Southern Nevada Community Health Center has completed 39,320 COVID-19 tests. In April alone, 2,817 COVID-19 tests were completed at the Health Center, a decrease of 3.7% over March.

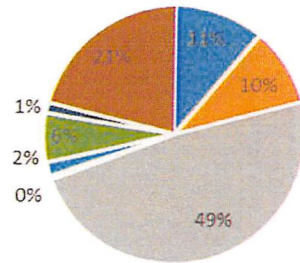


There was a 9.4% positivity rate in April, an increase of 2.6% over March. This is the first increase of the positivity rate the Health Center has seen since December 2020. The Southern Nevada Health District and the Health Center continue to remind the public of the importance of following public health recommendations to protect themselves and others to limit the spread of COVID-19 in the community.

Reminders include limiting time in public and wearing face coverings when in contact with anyone outside common households. Those who are sick should stay home and if they have been in contact with a person who has COVID-19 or think they have been exposed; they should get tested. Additional preventive measures include frequent handwashing, covering coughs and sneezes, and disinfecting frequently touched surfaces. The Health District and Health Center also encourages those who are medically appropriate to get the COVID-19 vaccine.

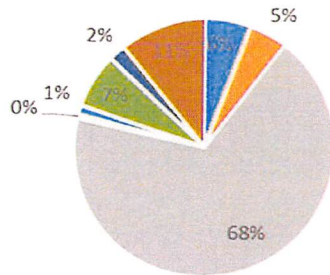


Southern Nevada Community Health Center
 COVID-19 Testing by Race and Ethnicity (Negative Result)
 April 2020 to April 2021



- Asian
- Black/African American
- Hispanic
- Native American
- Native Hawaiian/Pacific Islander
- Other
- Unknown
- White/Caucasian

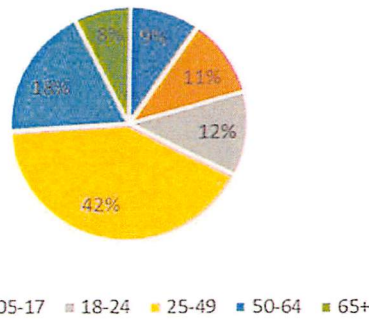
Southern Nevada Community Health Center
 COVID-19 Testing by Race and Ethnicity (Positive Result)
 April 2020 to April 2021



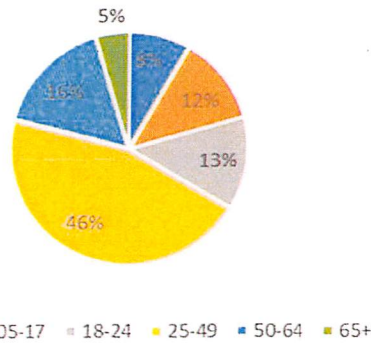
- Asian
- Black/African American
- Hispanic
- Native American
- Native Hawaiian/Pacific Islander
- Other
- Unknown
- White/Caucasian



Southern Nevada Community Health Center
 COVID-19 Testing by Age Group (Negative Result)
 April 2020 to April 2021



Southern Nevada Community Health Center
 COVID-19 Testing by Age Group (Positive Result)
 April 2020 to April 2021



Patient Satisfaction

The Health Center received 138 patient satisfaction surveys in April, a decrease of 38.1% over March.

Family Planning made up 48.4% of survey responses followed by Ryan White at 38.1% and Family Health at 13.5%. Approximately 19% of patients seen at the Health Center in April took the patient satisfaction survey, a decrease of 8% over March.

The Health Center received generally favorable responses from survey participants when asked about ease of scheduling an appointment, wait time to see their provider, care received from providers and staff, understanding of health care instructions following their visit, hours of operation, and recommendation of the Health Center to friends and family.

Please see the complete patient satisfaction survey reports in English and Spanish attached.

Telehealth



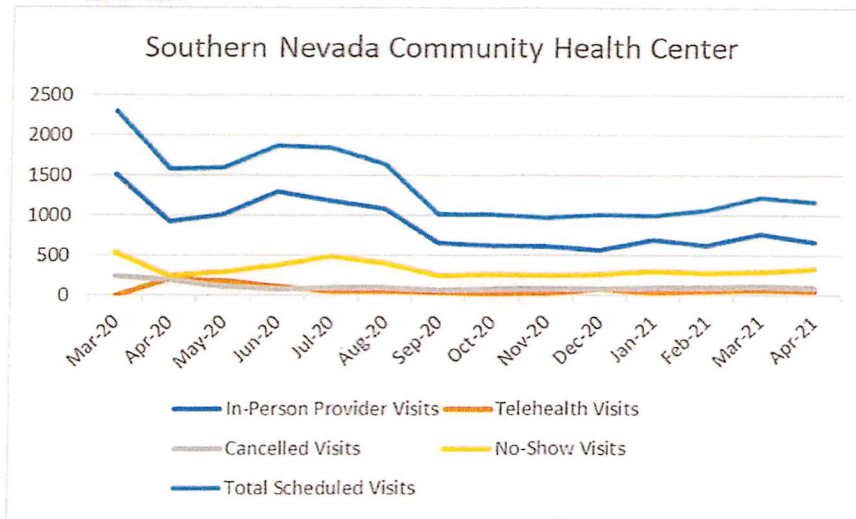
The Health Center implemented telehealth following the need for modified clinic operations as we continue to navigate the COVID-19 pandemic. The goal of the Health Center is to continue fulfilling its mission to provide safe, quality healthcare to the community amid the COVID-19 public health emergency. Health Center patients are seen by providers via audio (telephone) and video via Healow, an app by eClinicalWorks. Though patients can still be seen in-person, when medically appropriate, telehealth is offered and encouraged to be utilized, especially as we continue to navigate the COVID-19 pandemic.

The following is a breakdown of telehealth visit volume since implementation in April 2020:

- In the month of April, telehealth saw 204 patients — 18% of Health Center visits.
- In the month of May, telehealth saw 179 patients — 15.1% of Health Center visits and a 12.3% decrease over the month prior.
- In the month of June, telehealth saw 106 patients — 7.6% of Health Center visits and a 40.8% decrease over the month prior.
- In the month of July, telehealth saw 53 patients — 4.3% of Health Center visits and a 50% decrease over the month prior.
- In the month of August, telehealth saw 47 patients — 4.2% of patient visits, an 11.3% decrease over the month prior.
- In the month of September, telehealth saw 39 patients — 6% of patient visits.
- In the month of October, telehealth saw 28 patients — 4.3% of patient visits, a 28.2% decrease over the month prior.
- In the month of November, telehealth saw 31 patients — 5.1% of patient visits, an increase of 10.7% over the month prior.
- In the month of December, telehealth saw 88 patients — 13.5% of patient visits, an increase of 183.9% over the month prior.
- In January 2021, telehealth saw 46 patients — 6.2% of patient visits, a decrease of 47.7% over the month prior.
- In February 2021, telehealth saw 59 patients — 8.6% of patient visits, an increase of 28.3% over the month prior.
- In March 2021, telehealth saw 62 patients — 7.5% of patient visits, an increase of 5.1% over the month prior.
- In April 2021, telehealth saw 59 patients — 8% of patient visits, an increase of less than 1% over the month prior.

As with other health care organizations across the county and state, telehealth visits have fluctuated over the past few months. This is largely due to fluctuations in COVID-19 positivity rates and subsequent modifications to clinic operations. The Health Center will continue provide telehealth and as we closely monitor the ongoing COVID-19 pandemic.

NOTE: As of September 1, 2020, the Sexual Health Clinic is no longer a part of the Health Center. This has resulted in an overall decrease in visit volume.

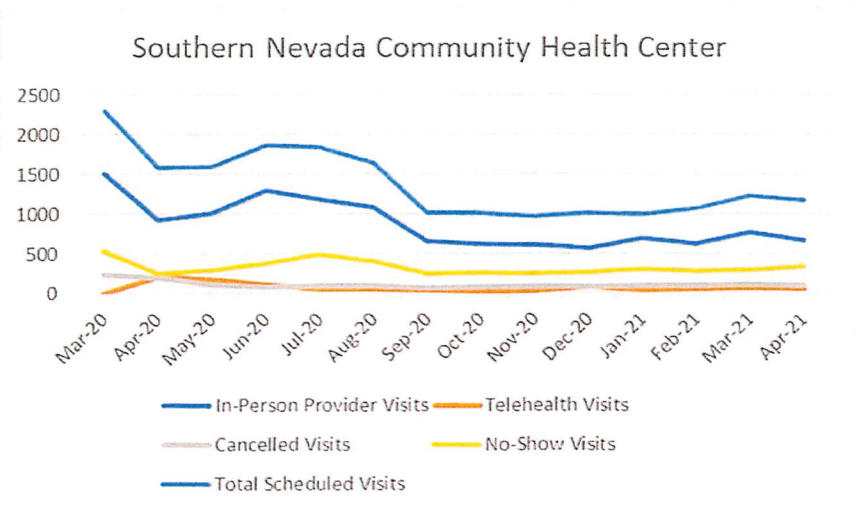


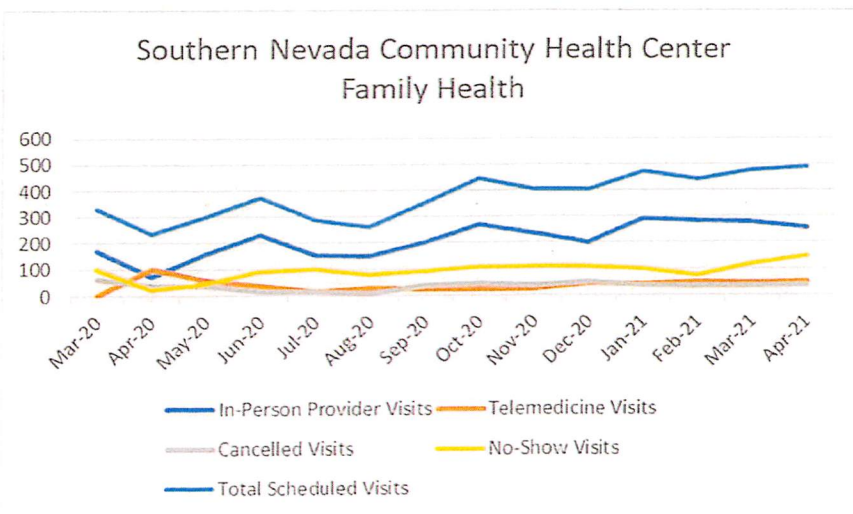
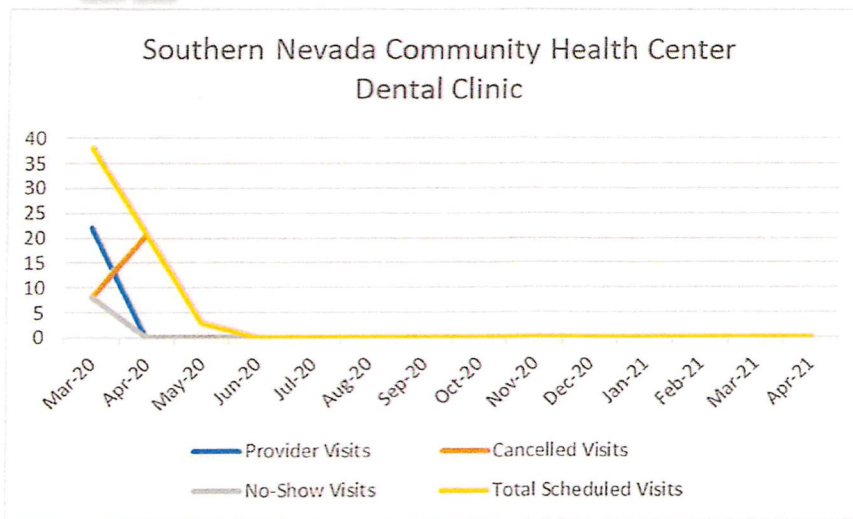
Health Center Visits

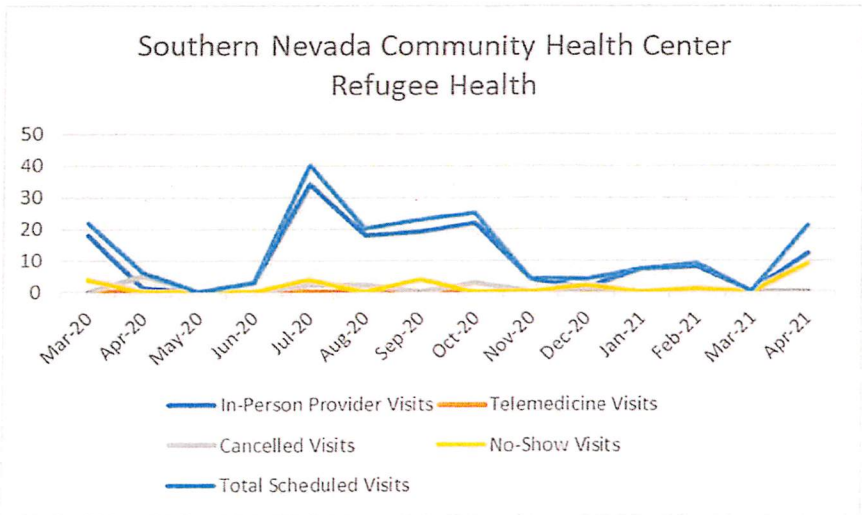
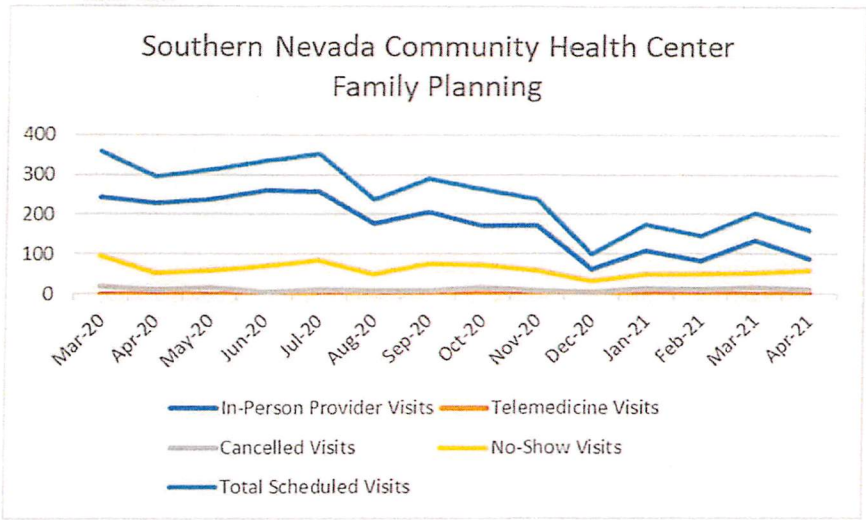
The Health Center had 1,167 scheduled patient appointments in April, a 4.8% decrease over March. Of scheduled patients, 62.8% kept their appointments, a 4.6% decrease over March; there was an 8.5% cancellation rate, no change over March, and a 28.7% no-show rate, an increase of 4.6% over March. Telemedicine saw 59 patients — 8% of patient visits, an increase of less than 1% over March.

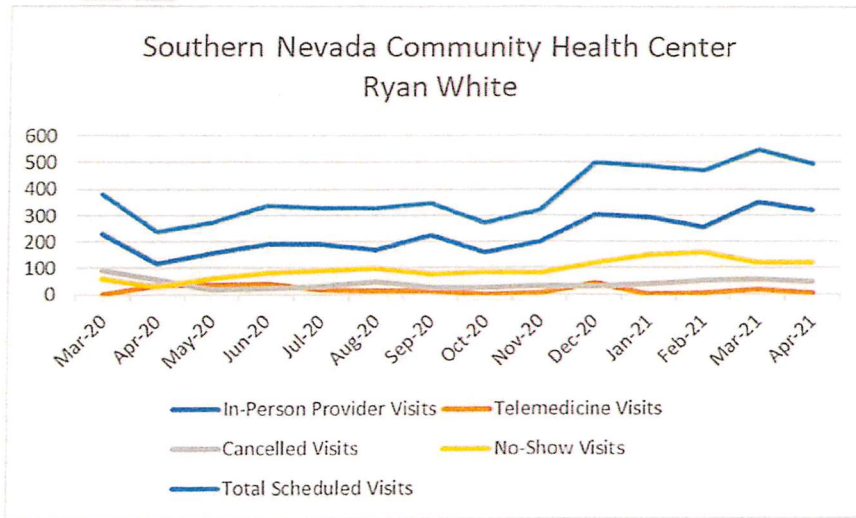
Of scheduled patient appointments, cancellation rates were highest among Ryan White and Family Health at 49.5% and 38.4%, respectively. The no-show rate was highest among Family Health and Ryan White at 43.9% and 35.8%, respectively.

NOTE: As of September 1, 2020, the Sexual Health Clinic is no longer a part of the Health Center. This has resulted in an overall decrease in visit volume.









Risk Management

Health Insurance Portability and Accountability Act (HIPAA)

There were no HIPAA breaches at the Health Center in April.

Exposure Incidents

There were no exposure incidents at the Health Center in April.

Medical Events

There was one medical event at the Health Center in April. The event was handled appropriately and closed without issue.

Policies and Procedures

The Health Center is currently reviewing existing Risk Management policies and procedures for completeness and are identifying the need for new policies and procedures that need to be developed. These policies include, but are not limited to, Patient Safety, Medication Events, Hospitalizations and Transfer of Patients, and Medical and Dental Referrals.

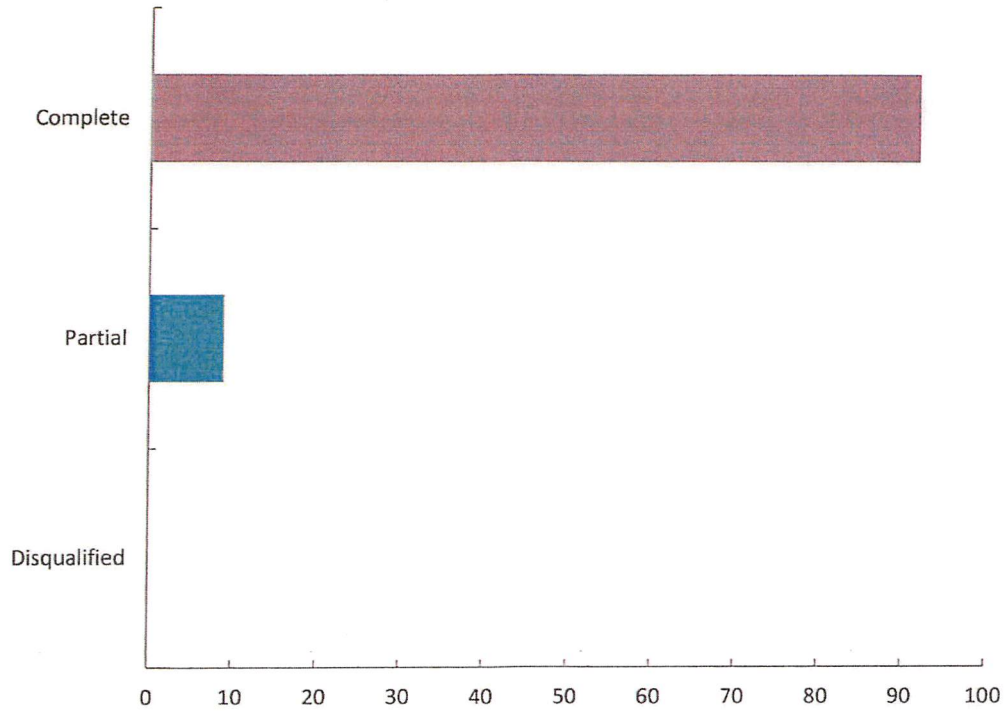


Report for Southern Nevada Community Health Center (SNCHC) Patient Satisfaction Survey

Southern Nevada Community Health Center (SNCHC) Patient Satisfaction Survey



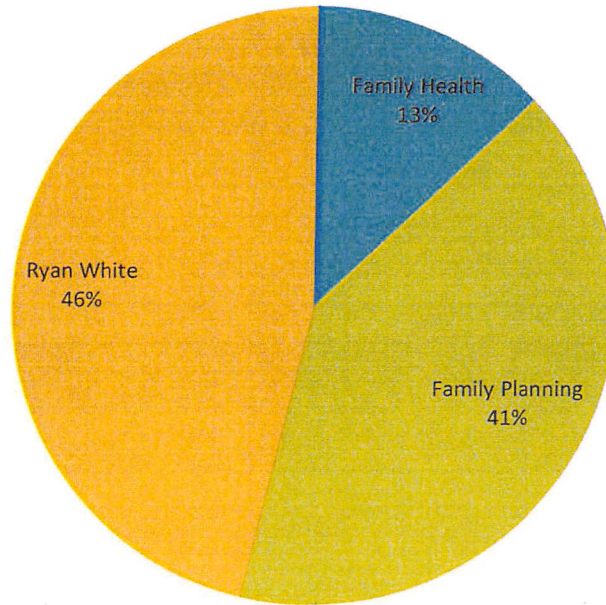
Response Statistics



	Count	Percent
Complete	92	91.1
Partial	9	8.9
Disqualified	0	0
Totals	101	



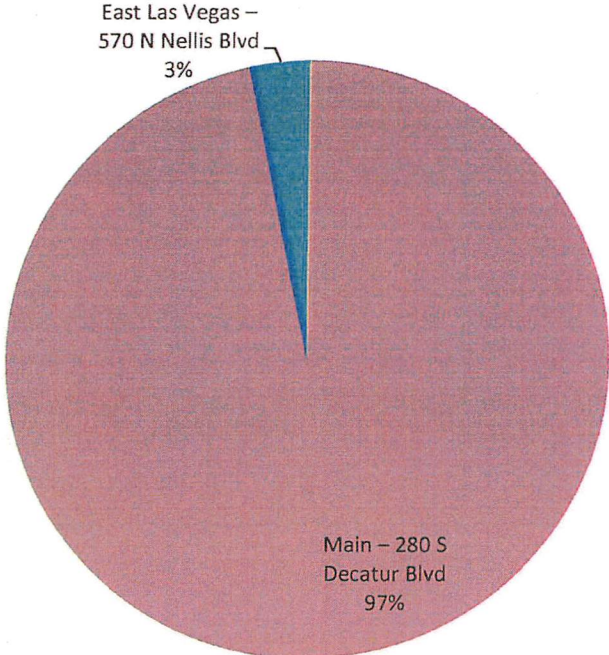
1. Service received during your visit



Value	Percent	Count
Family Health	12.9%	12
Family Planning	40.9%	38
Ryan White	46.2%	43
Totals		93

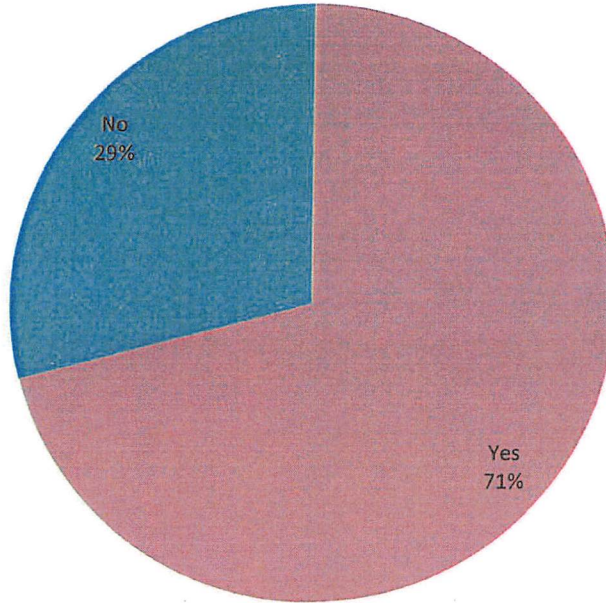


2. Southern Nevada Health District (SNHD) location



Value	Percent	Count
Main – 280 S Decatur Blvd	96.8%	90
East Las Vegas – 570 N Nellis Blvd	3.2%	3
Totals		93

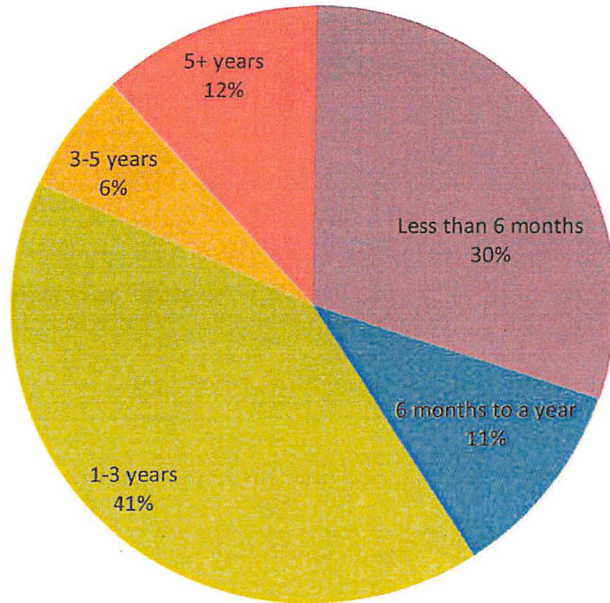
3. Do you have health insurance?



Value	Percent	Count
Yes	71.0%	66
No	29.0%	27
	Totals	93



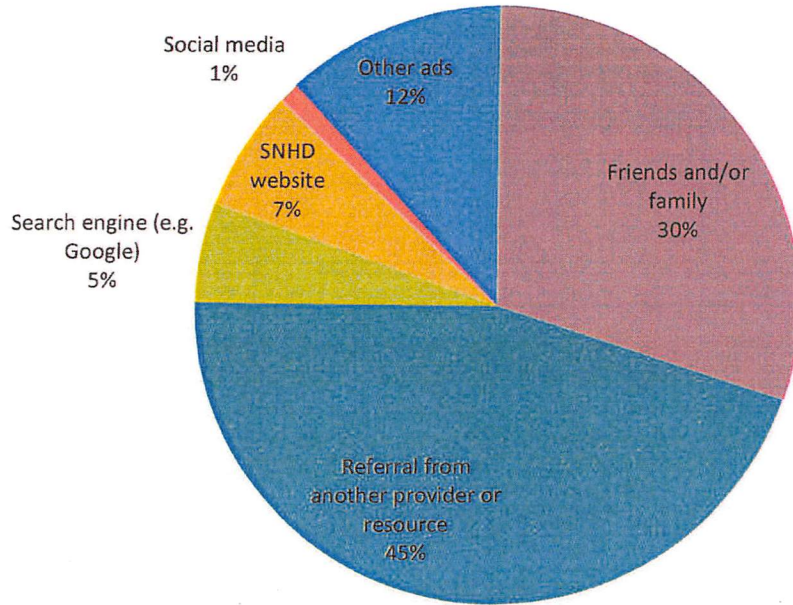
4. How long have you been a patient at the Southern Nevada Health District/Southern Nevada Community Health Center?



Value	Percent	Count
Less than 6 months	30.1%	28
6 months to a year	10.8%	10
1-3 years	40.9%	38
3-5 years	6.5%	6
5+ years	11.8%	11
	Totals	93



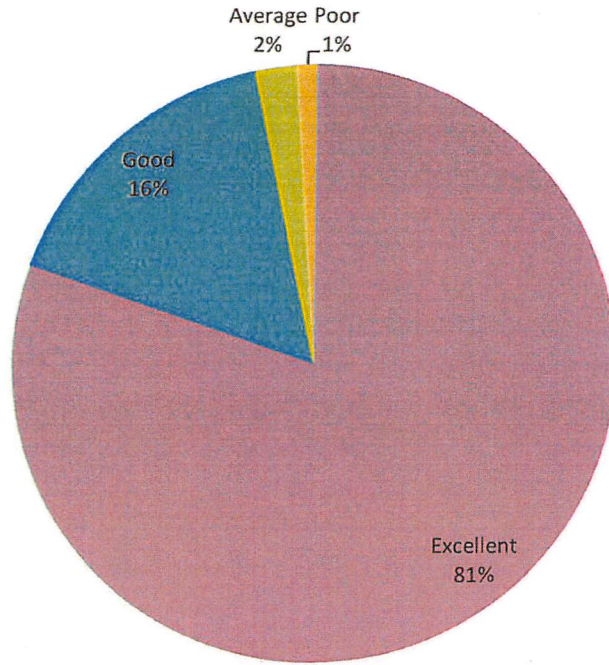
5. How did you hear about us?



Value	Percent	Count
Friends and/or family	30.1%	28
Referral from another provider or resource	45.2%	42
Search engine (e.g. Google)	5.4%	5
SNHD website	6.5%	6
Social media	1.1%	1
Other ads	11.8%	11
Totals		93



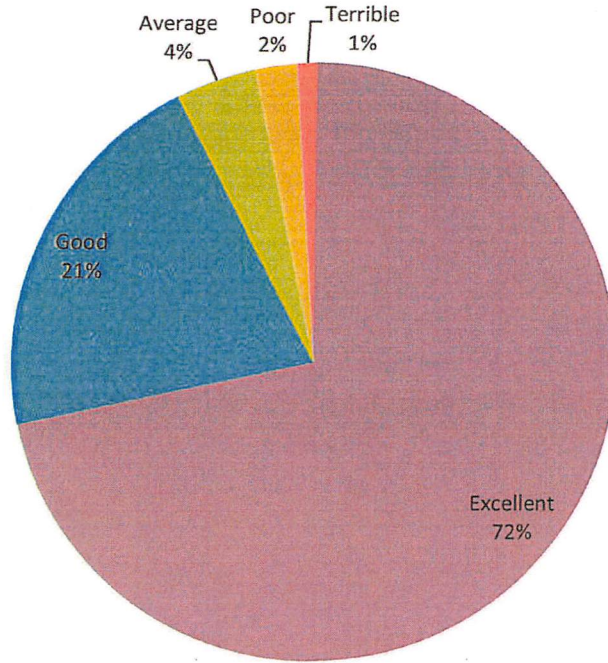
6. Ease of scheduling an appointment



Value	Percent	Count
Excellent	80.4%	74
Good	16.3%	15
Average	2.2%	2
Poor	1.1%	1
	Totals	92



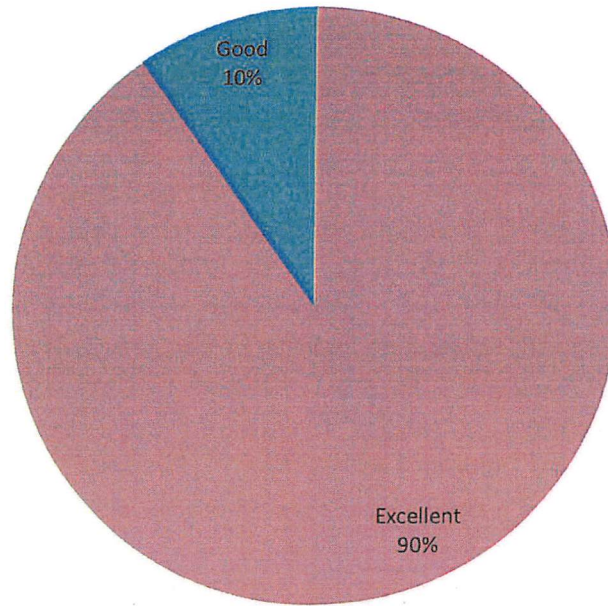
7. Wait time to see provider



Value	Percent	Count
Excellent	71.7%	66
Good	20.7%	19
Average	4.3%	4
Poor	2.2%	2
Terrible	1.1%	1
Totals		92



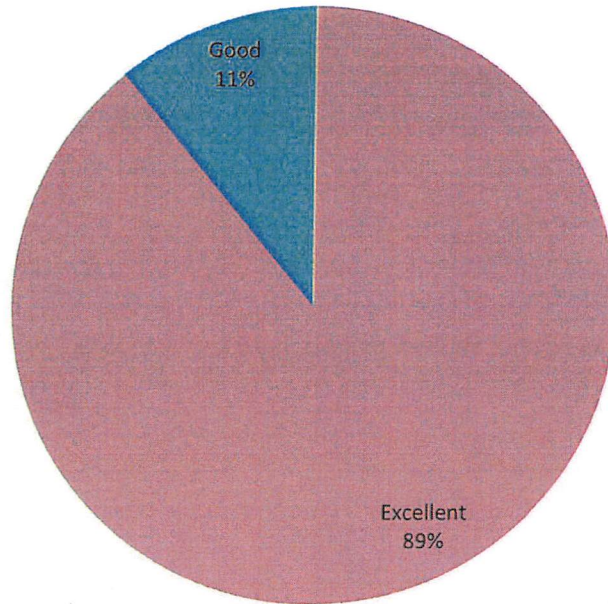
8. Care received from providers and staff



Value	Percent	Count
Excellent	90.2%	83
Good	9.8%	9
	Totals	92



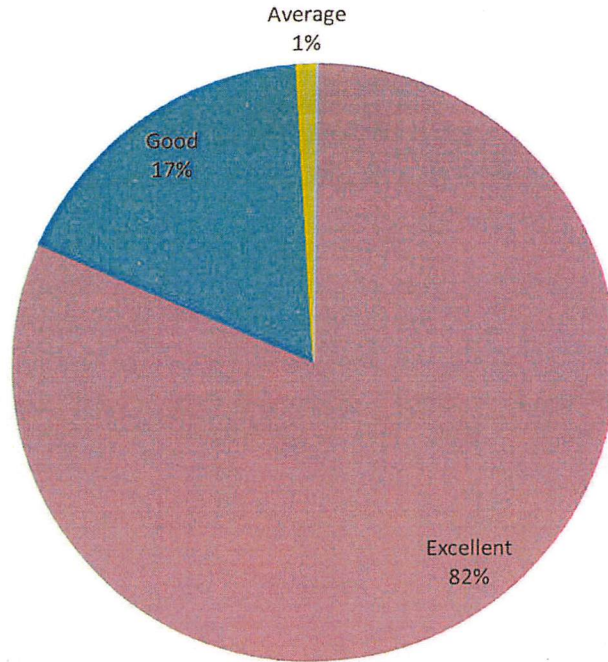
9. Understanding of health care instructions following your visit



Value	Percent	Count
Excellent	89.1%	82
Good	10.9%	10
	Totals	92



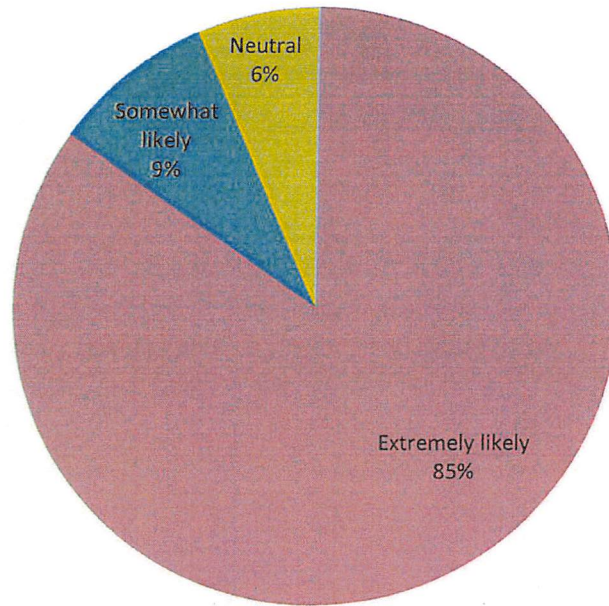
10. Hours of operation



Value	Percent	Count
Excellent	81.5%	75
Good	17.4%	16
Average	1.1%	1
	Totals	92



11. Recommendation of our health center to friends and family



Value	Percent	Count
Extremely likely	84.8%	78
Somewhat likely	8.7%	8
Neutral	6.5%	6
	Totals	92

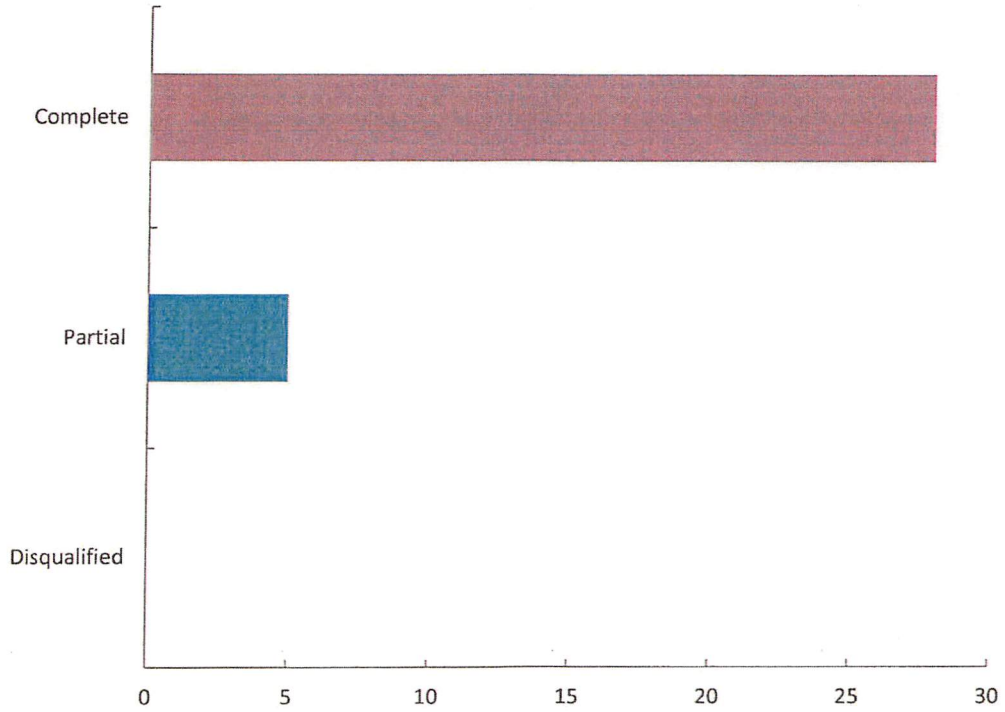


Report for Distrito de Salud del Sur de Nevada Encuesta de Satisfacción del Paciente

Distrito de Salud del Sur de Nevada Encuesta de Satisfacción del Paciente



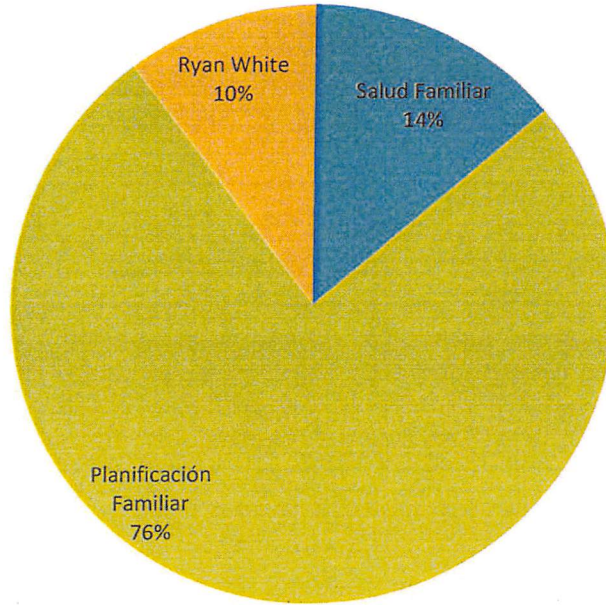
Response Statistics



	Count	Percent
Complete	28	84.8
Partial	5	15.2
Disqualified	0	0
Totals	33	



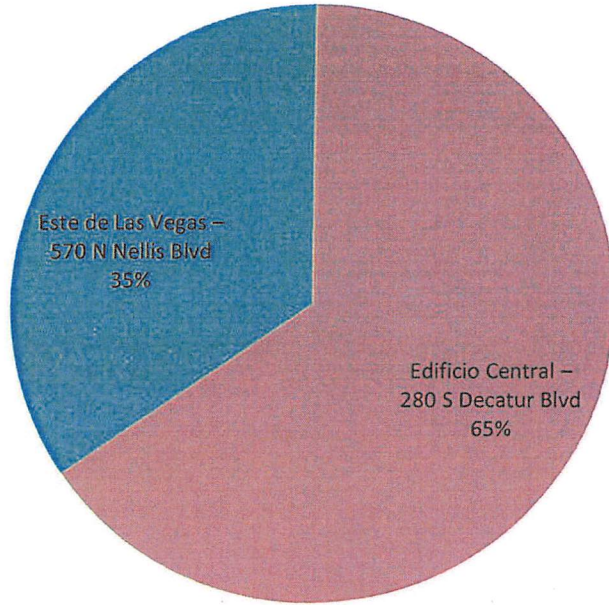
1. Marque los servicios recibidos durante su visita



Value	Percent	Count
Salud Familiar	13.8%	4
Planificación Familiar	75.9%	22
Ryan White	10.3%	3
Totals		29

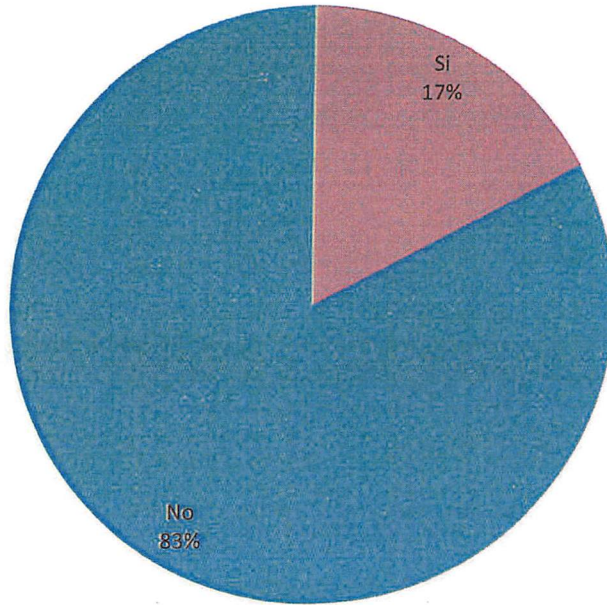


2. ¿En cuál de las localidades del Distrito de Salud recibió los servicios?



Value	Percent	Count
Edificio Central - 280 S Decatur Blvd	65.5%	19
Este de Las Vegas - 570 N Nellis Blvd	34.5%	10
	Totals	29

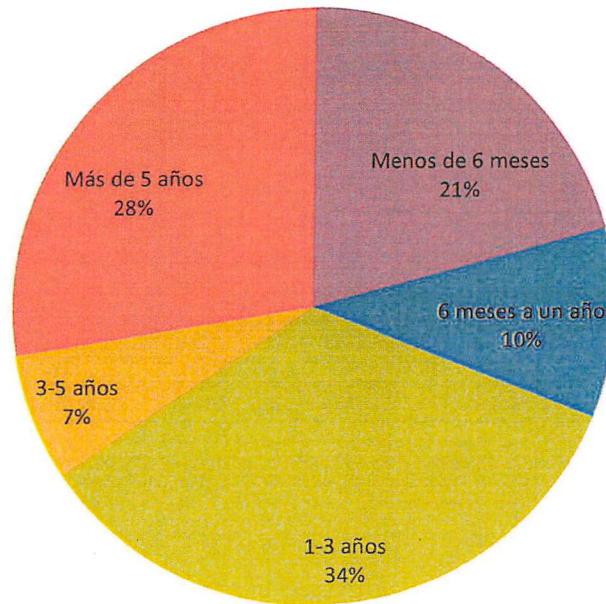
3. ¿Tiene seguro médico?



Value	Percent	Count
Si	17.2%	5
No	82.8%	24
Totals		29



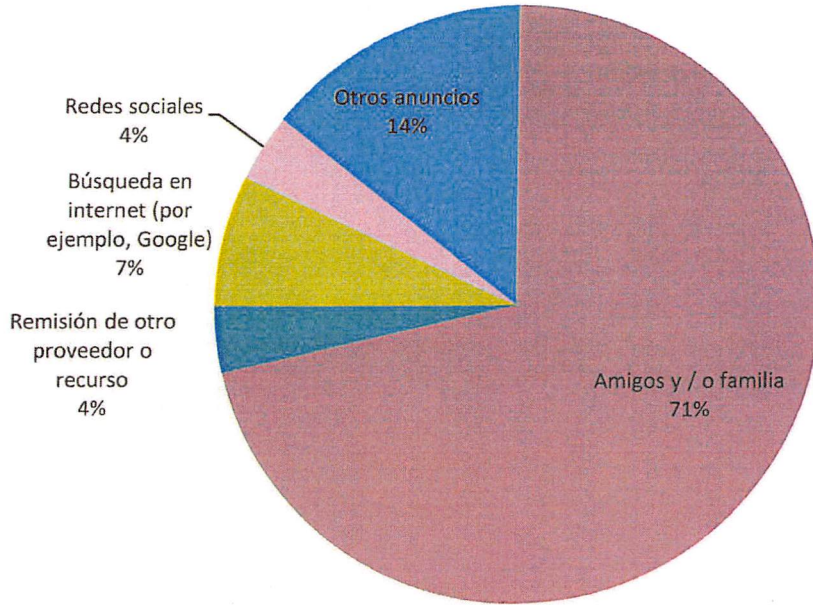
4. ¿Cuánto tiempo ha sido usted paciente en el Distrito de Salud del Sur de Nevada/Centro de Salud Comunitario del Sur de Nevada?



Value	Percent	Count
Menos de 6 meses	20.7%	6
6 meses a un año	10.3%	3
1-3 años	34.5%	10
3-5 años	6.9%	2
Más de 5 años	27.6%	8
	Totals	29



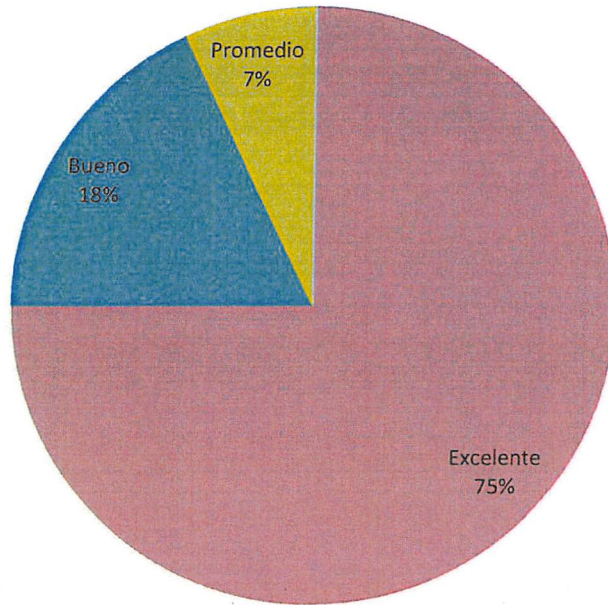
5. ¿Como usted supo de nosotros?



Value	Percent	Count
Amigos y / o familia	71.4%	20
Remisión de otro proveedor o recurso	3.6%	1
Búsqueda en internet (por ejemplo, Google)	7.1%	2
Redes sociales	3.6%	1
Otros anuncios	14.3%	4
Totals		28

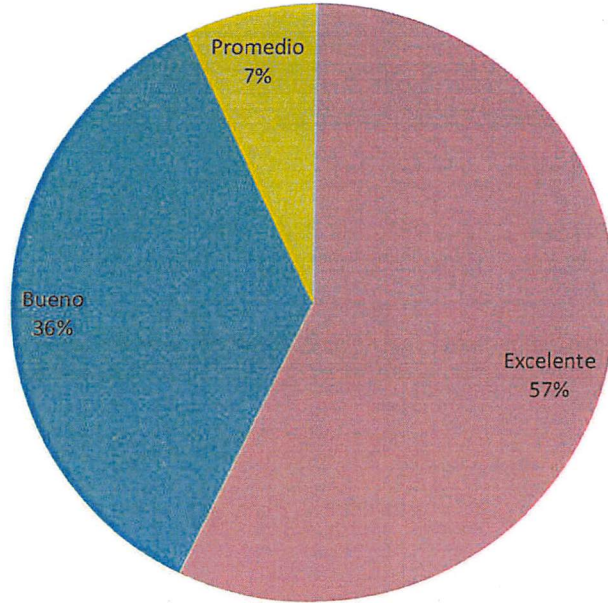


6. Facilidad para programar una cita



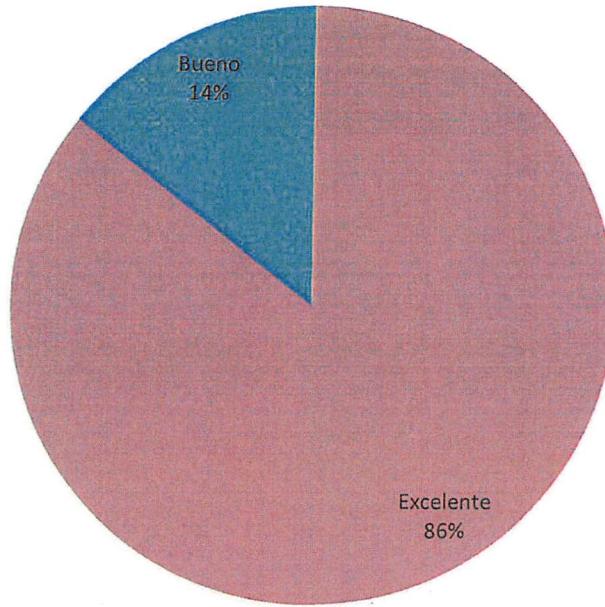
Value	Percent	Count
Excelente	75.0%	21
Bueno	17.9%	5
Promedio	7.1%	2
	Totals	28

7. Tiempo de espera para ver a un proveedor de salud



Value	Percent	Count
Excelente	57.1%	16
Bueno	35.7%	10
Promedio	7.1%	2
	Totals	28

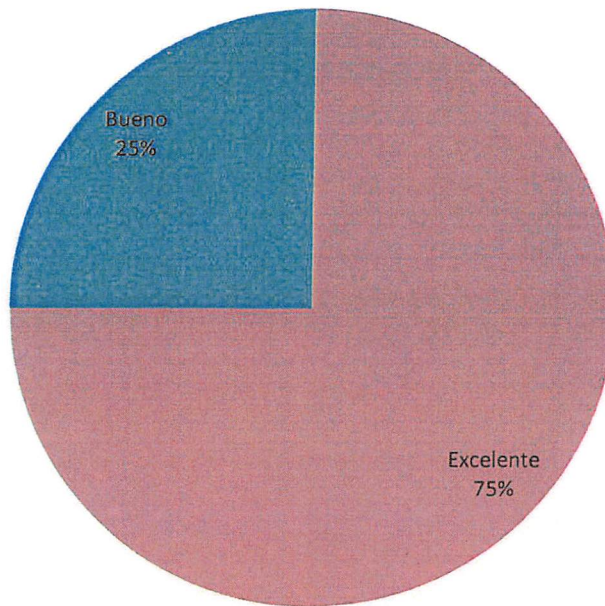
8. Atención recibida de los proveedores y personal



Value	Percent	Count
Excelente	85.7%	24
Bueno	14.3%	4
	Totals	28

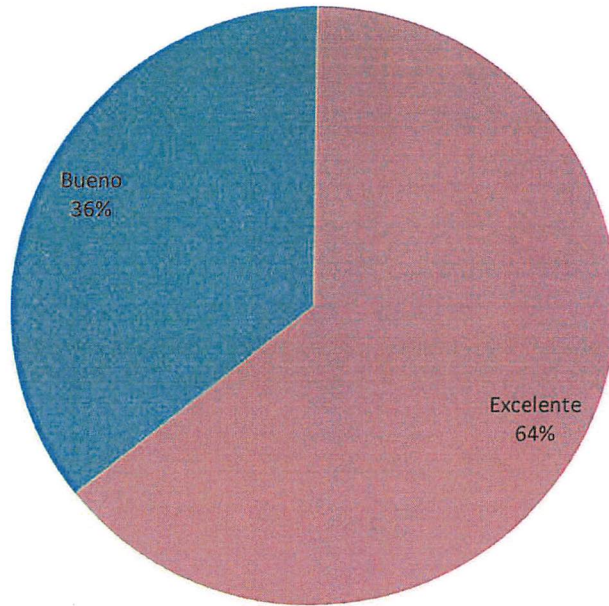


9. Comprensión de las instrucciones del cuidado de salud después de su visita



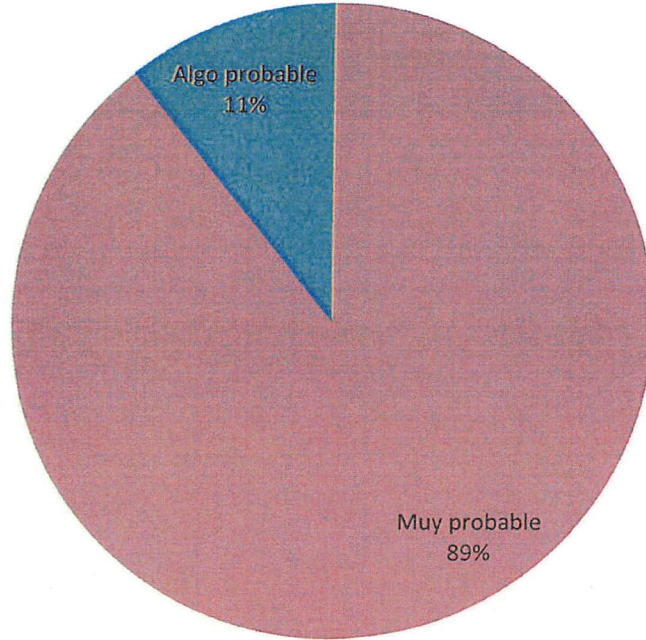
Value	Percent	Count
Excelente	75.0%	21
Bueno	25.0%	7
	Totals	28

10. Horarios de operación



Value	Percent	Count
Excelente	64.3%	18
Bueno	35.7%	10
	Totals	28

11. Recomendaría nuestro centro de salud a amigos y familiares



Value	Percent	Count
Muy probable	89.3%	25
Algo probable	10.7%	3
Totals		28



Health Center Visit Report Summary: April 2021

Southern Nevada Community Health Center	Provider Visits		Cancelled Visits		No Show Visits		Telehealth			
							Audio Visit		Televisi	
Family Health Clinic	255	37.83%	38	38.38%	147	43.88%	37	62.71%	12	20.34%
Family Planning Clinic	87	12.91%	12	12.12%	59	17.61%	1	1.69%	2	3.33%
Refugee Clinic	12	1.78%	0	0.00%	9	2.69%	0	0.00%	0	0.00%
Ryan White	320	47.48%	49	49.49%	120	35.82%	0	0.00%	7	11.80%
Totals	674	100.00%	99	100.00%	335	100.00%	38	64.41%	21	35.53%

<i>Percent of scheduled patients who cancelled</i>	8.48%
<i>Percent of scheduled patients who no showed</i>	28.71%
<i>Percent of scheduled patients who cancelled and no showed</i>	37.19%

Attachments: April 2021 Quality Report
April 2021 Stats Report