

HEALTHY SOUTHERN NEVADA WEBSITE PRESENTATION

DATE: JULY 09, 2018

PRESENTER:

JIM OSTI, BSN, MPH

QUALITY AND PERFORMANCE IMPROVEMENT COORDINATOR

SOUTHERN NEVADA HEALTH DISTRICT'S



OBJECTIVE

- To give an overview of the Healthy Southern Nevada Website
- Highlight current and future capabilities of the website

HEALTHY SOUTHERN NEVADA

- Established in 2014
- Currently has more than 7,000 frequent visitors per year.
- Described as the premier health indicator website in Southern Nevada

AN OVERVIEW OF THE LIVE WEBSITE (VERSION 1) AND THE STAGING SITE (VERSION 2)

- Version 1 (HSN Live Site)
 - Community Health Indicators
 - Data Scoring Report
 - Demographic Data
 - Resource Library

- Version 2 (HSN Staging Site)
 - CHA
 - CHIP
 - Strategic Plan

COMMUNITY HEALTH INDICATORS

- **252 Total Health Indicators**
 - **42 Local Health Indicators**
 - **24 State Health Indicators for Clark County**
 - **186 National Health Indicators for Clark County**
- **A majority of the Indicators include data for:**
 - **Census Places**
 - **Zip Codes**
 - **Census Tracts**

Community Health Indicators

➤ Health

➤ Economy

➤ Education

➤ Environment

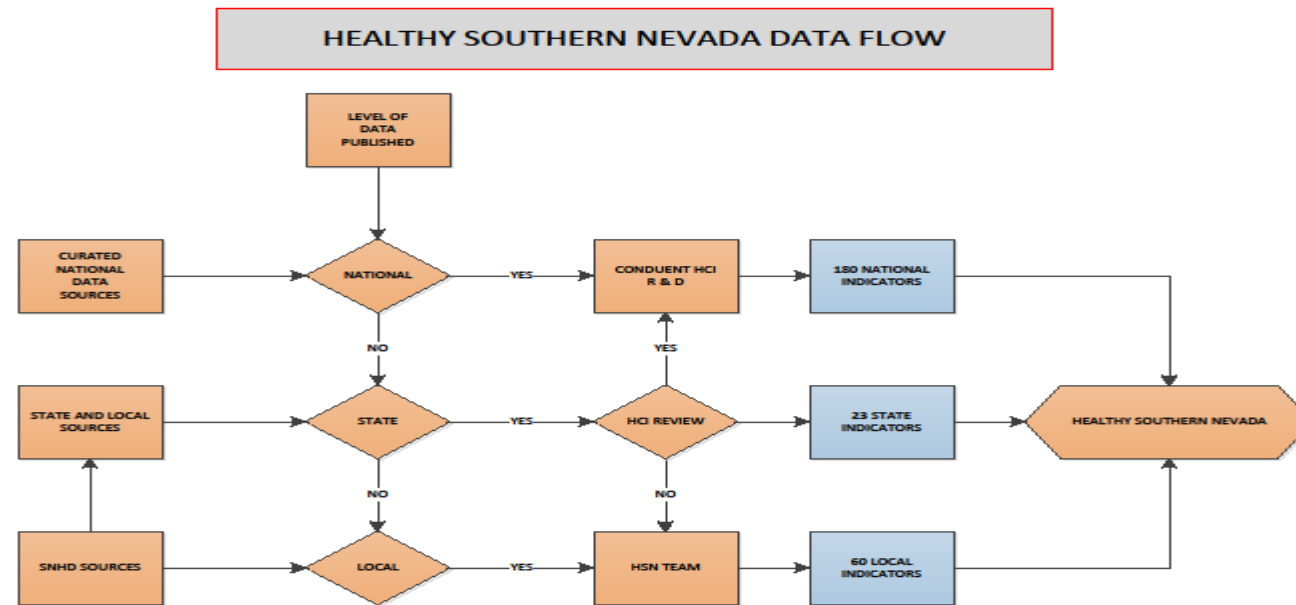
➤ Government & Politics

➤ Public Safety

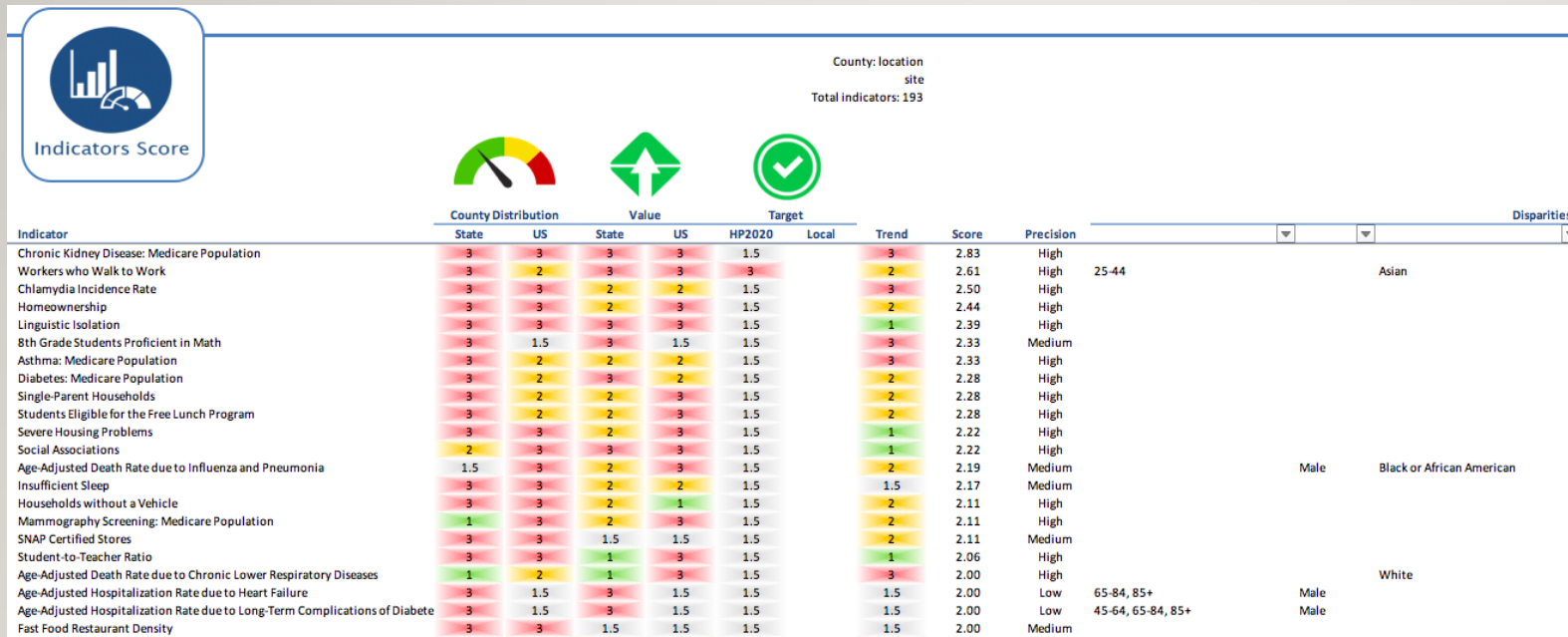
➤ Social Environment

➤ Transportation

FLOW DIAGRAM OF HOW DATA IS ADDED TO HSN



DATA SCORING REPORT



- The Data Scoring Tool provides a **summary of indicator comparisons**, which can be used to **compare health and health-related issues** in our community.

Conduent Healthy Communities Institute (2018). Data Scoring Tool. Healthy Southern Nevada. Retrieved June 6, 2018. <http://www.healthysouthernnevada.org/>

SCORING METHOD – 3 STAGES

- Each indicator is assigned a score (0-3) based on its comparisons.
- Indicators are categorized into topic areas and each topic area receives a score (0-3).
- When an indicator has subgroup data available, significant disparities are identified



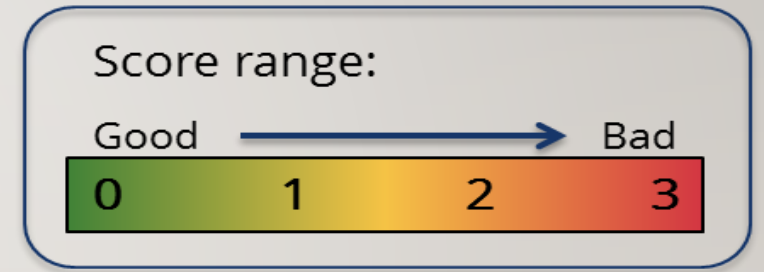
- Quantitatively score all possible comparisons



- Summarize comparison scores for each indicator

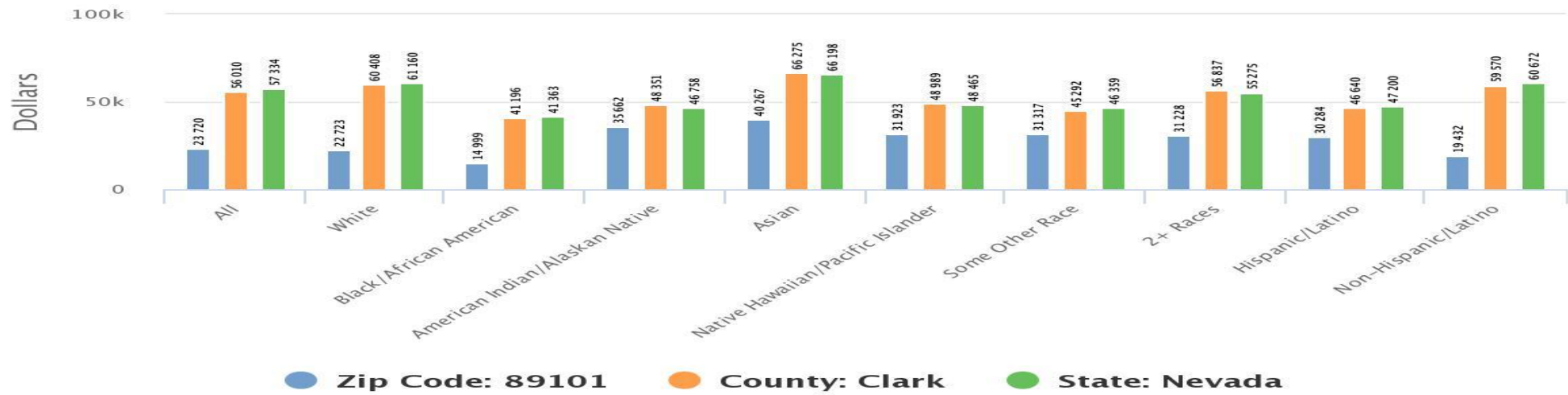


- Summarize indicator scores by topic area



DEMOGRAGPHICS

Median Household Income by Race/Ethnicity Zip Code: 89101



Claritas, 2018. www.healthysouthernnevada.org

RESOURCE LIBRARY CONTENTS

208 CURRENT LOCAL SUBMISSIONS

1. 211 resources
2. Articles
3. Bylaws, Policies, and Legislation
4. CDC Resources
5. Community Health Improvement Plans
6. Community Health Needs Assessment

DIVIDED INTO TOPIC AREAS

7. Community Resources
8. Data Resources
9. Fact Sheets
10. Funding Opportunities
11. Implementation Strategies
12. Infographics
13. Maps

VERSION TWO OF HSN



COMMUNITY HEALTH NEEDS ASSESSMENT (CHNA)

A graphic with a blue background and white text. At the top, it says "THIS PAGE IS CURRENTLY". In the center, the words "UNDER CONSTRUCTION" are written in large, bold, white letters. The background is filled with various white line-art icons related to construction and engineering, including cranes, gears, a globe, a pencil, a speech bubble with a question mark, and arrows. At the bottom, it says "RETURN SOON TO SEE OUR UPDATES". Below the graphic, there is a small line of text: "While you are waiting for our updates you may want to take a look at the 2016 CHA, CHIP, and Strategic Plan."/>

THIS PAGE IS CURRENTLY

**UNDER
CONSTRUCTION**

RETURN SOON TO SEE OUR UPDATES

While you are waiting for our updates you may want to take a look at the 2016 CHA, CHIP, and Strategic Plan.

COMMUNITY HEALTH ASSESSMENTS



COMMUNITY HEALTH IMPROVEMENT PLAN 2016

Goal Area 1.2: Healthcare Workforce Resources and Transportation

Our goal is to develop a sustainable system to provide healthcare resources to the citizens of Southern Nevada that overcomes barriers of quantity, type, specialty, and geography

 Dentist Rate (Compared to U.S. Counties)	 Mental Health Provider Rate (Compared to U.S. Counties)	 Preventable Hospital Stays: Medicare Population (Compared to U.S. Counties)	 Primary Care Provider Rate (Compared to U.S. Counties)	 Non-Physician Primary Care Provider Rate (Compared to U.S. Counties)
--	---	--	--	---

Status of Objectives, Strategies, and Activities



Objective 1.2.1: Assess and increase, as needed, the number of healthcare workforce professionals in Southern Nevada to meet national benchmarks

[See All Access to Healthcare Data](#)

STRATEGIC PLAN



THE NEW HEALTHY SOUTHERN NEVADA

- <http://stage.snhd.thehcn.net/>

QUESTIONS?
