



Memorandum

Date: November 5, 2015

To: Southern Nevada District Board of Health

From: *RC* Richard Cichy, BSN, MPH, *Acting Chief Administrative Nurse*
Joseph P. Iser, MD, DrPH, MSc, *Chief Health Officer* *JPI*

RE: Nursing Division Monthly Report

DIVISION OF NURSING DIRECTOR REPORT

I. Immunization Program

1. Immunization Clinic Activities

- A. Hope World Wide reminder recalls for children 19-35 months- 70 calls made by 1 immunization administrative assistant for the month of October.
- B. Pfizer provided back to back in-service on PCV13 vaccine for staff on October 13, 2015. 26 staff members attended.
- C. Immunization clinic staff is offering Tdap, HPV (Gardasil), flu and State funded Twinrix, hepatitis A and meningitis vaccines at The (LGBTQ) Center on Mondays and Wednesdays. A total of 73 clients received 143 vaccinations.
- D. WEBIZ level 3 inventory was implemented on October 26, 2015. Training for staff took place the week prior. 69 staff members attended training. Training for WEBIZ level 3 is available via intranet for staff members who missed training. WEBIZ level 3 data uploaded to State WEBIZ successfully.
- E. Merck/The Outreach Program for Vaccine Series Completion, mailing reminder for adolescents and young adults 11-26 years for those who need to complete his or her HPV vaccine(s) series. 8,234 postcards were sent out on October 27, 2015.

2. Immunization Outreach Activities

- A. In partnership with Immunize Nevada, staff conducted an Immunization clinic on October 2, 2015 and October 3, 2015 for Remote Area Medical Event at the Tarkanian Basketball Academy. 17 clients received 36 vaccines and on October 2, 2015 and 114 clients received 230 vaccines on October 4, 2015.
- B. In partnership with Dignity Health, on October 29th, staff conducted a clinic at the Teenie Weenie WIC event at 2505 Paseo Verde Parkway, Henderson, NV with 34 clients and 54 vaccines.
- C. In partnership with Hep B Free Las Vegas, staff conducted a clinic on October 10th at the Chinese Baptist Church Health Fair, 8705 Lindell Road, Las Vegas, NV 89139 with 29 clients receiving 62 vaccines.

- D. In partnership with Hep B Free Las Vegas, staff conducted a clinic on October 25th at the Chaiya Meditation Monastery, 7925 Virtue Court, Las Vegas, NV 89113 with 88 clients receiving 111 vaccines.
- E. Staff conducted a clinic for First Good Shepard Preschool on October with 20 clients receiving 20 vaccines.

II. Community Health Nursing Program

1. Child Care Health Consultation (CCHC)

- A. One class was provided at a child care facility by the Child Care Health Consultant (CCHC) in October 2015.
- B. There were two new lead cases for the month of October.

2. Nurse Family Partnership (NFP)

The Southern Nevada Health District's Nurse-Family Partnership (NFP) has 137 active clients. 48 are participating through the Maternal, Infant and Early Childhood Home Visiting (MIECHV) Program made available through the Nevada Division of Public and Behavioral Health under the Affordable Care Act (ACA). The program has 6 Nurse Home visitors. Two are with the MIECHV program.

The SNHD's Nurse Family Partnership hosted their second Graduation Celebration on October 8th, 2015. More than 50 graduates, alumni and their children attended. Community supporters including representatives of elected officials, community partners and client's families were recognized. Dr. Joseph Iser, SNHD's Chief Health Officer was the Master of Ceremonies.

3. Healthy Start Initiative (HSI)

The Southern Nevada Health District's Healthy Start program has enrolled 105 at risk participants since March 2015, when enrollment began. 17 infants have been born into the program since March 2015. At present, the four case managers are serving 70 participants.

The SNHD's Healthy Start Initiative (HSI) team has continued ongoing activities to support a formal Communication and Outreach Plan to improve participant recruitment and retention in the program. Activities this month for these efforts included: engaging local WIC agencies for participant recruitment and staff contacts, a published article in the Las Vegas Review Journal featuring the Health Start Initiative (HSI), a HSI participant and the benefits of HSI program in reducing infant mortality for vulnerable populations. Contracts for two advertising agencies were completed to begin advertising for HSI on buses and at bus shelters in the grant target zip codes.

4. HIV Case Management

The Southern Nevada Health District's HIV Intensive Medical Case Management (IMCM) program served 96 clients in this month. There were three new pregnant women referred to the program and one baby was born perinatally exposed to HIV. Newborns and infants are followed in case management for periodic HIV testing until cleared at approximately four months of age.

Client designation between Ryan White Part A (RWPA) and Ryan White Part B (RWPB) programs was implemented on October 1, 2015. One client was admitted to the RWPB program in this month. The RWPB site visit was conducted by the Office of HIV/AIDS – Bureau of Behavioral Health, Wellness, and Prevention from the Nevada Department of Public and Behavioral Health. Site visit report is pending. The RW Eligibility Specialist has resigned and

recruitment of two new eligibility specialists is in progress. The vacant Nurse Case Manager position has also been posted.

III. Sexual Health Clinic (HIV and STD Care Services)

1. Sexual Health Clinic (HIV and STD Care Services)

Nursing staff participated in two trainings this month. They received training on performing an HIV rapid test and on the new Immunizations inventory system. Students, nursing and medical residents, continue to rotate through for clinical training. Students from Roseman University Nursing program are scheduled to provide the SHC staff with a presentation on HPV next month at their staff meeting. An employee suggestion box was presented to the staff as part of the employee survey action plan. The majority of SHC laboratory testing was transitioned to the Southern Nevada Public Health Lab this month. The transition has been smooth for staff and patients with no interruption of services. Finally, preparation is on-going in anticipation of moving to the new building.

IV. Tuberculosis Clinic

1. There were 4 new active adult cases and no pediatric cases reported in October 2015.

- A. 3 adult cases were U.S. born
- B. 0 pediatric cases
- C. 2 TB education activities were conducted at local physician offices

2. Refugee Health Program

The Southern Nevada Health District's Refugee Health Program served 42 clients in this month. 61% required communicable disease follow-up. Three clients had two positive results each while one client had three communicable disease results. Clients served were from multiple countries/areas including (but not limited to): Cuba, South America, the Middle East and Africa.

V. Teen Pregnancy Prevention (TPP)

The TPP program continues to work towards completing program planning milestones as required by the Office of Adolescent Health (OAH). TPP program started providing technical assistance services to program partners and continues to provide outreach to the community.

Special Projects, Reports/Events: Last month of Tier 1 A grant

- A. During October, TPP staff held outreach at the following four high schools (Cheyenne, Chaparral, Western and Las Vegas), reaching a total 386 youth.
- B. On October 8, 2015, TPP staff attended the LV Major's Faith-based initiative meeting (Neon PTSA) and provided information on the new grant and recruited for the program's Advisory Board. 11 community providers were in attendance.
- C. During October, under TPP program's social media campaign the facebook page received 13 new likes for a total of 6379 and 2280 youth were engaged in it; twitter received 10 new likes for a total of 500 and 254 views and the condom sense website had 1983 unique pages views.

VI. Family Planning Summary

The Southern Nevada Health District Family Planning program was recently chosen to participate in a National Performance Measurement Learning Collaborative (PMLC) sponsored by the Office of Population Affairs. SNHD was one of twelve organizations chosen nationally to participate in the collaborative. The nine month program is designed to improve family planning program outcomes through a better understanding of quality assurance and clinical performance data. Participation in

this collaborative will also contribute quality improvement data required for Public Health Accreditation.

VII. Nursing Administration

1. Student Interns

A. Nevada State College, UNLV, Touro and Roseman students continue their clinic rotations for October.

2. CPR Training

A. Staff is current on CPR training through October.

3. CEU Educational Opportunities

A. Nursing will continue to retain Nevada Nursing Board approval to provide Continuing Education credits for SNHD nursing staff.

RC: ms

Attachment: October 2015 Statistical Report

**NURSING DIVISION MONTHLY REPORT
October 2015**




NURSING Client Encounters by Locations

Location	Valley View PHC	ELV PHC	HEND PHC	NLV PHC	Mesquite PHC	400 Shadow PHC	TB Clinic	Laughlin	Targeted Populations ¹	TOTAL
Immunizations	2,751	1,282	675		182	118			443	5,451
Healthy Kid's Exams	2	6								8
Kid's Clinic Exams (APRN)	67	18	24							109
Family Planning		665	61							726
Newborn Metabolic Screening	10	2	1							13
Sexual Health Clinic (HIV & STD)						1,223				1,223
TB Treatment/Control							4,206			4,206
SAPTA Services (Substance Abuse Prevention & Treatment)									270	270
MCH Services									0	0
Administrative Services ¹	294	106	57			370				827
Other Professional Services (BP, Travel Consult, Test Results, etc.)	16	2	2							20
Refugee Health Screening						46				46
TOTAL	3,140	2,081	820	0	182	1,757	4,206	0	713	12,899

¹ Copies, Medical Records, Shot Records, etc.

Note: Administrative Services are now being reported separately for the Sexual Health Clinic

= not applicable

Approved by:
 Karen Atkins
 Richard Cichy
 Margarita DeSantos

NURSING Client Encounters by Program

Program	Oct 2014	Oct 2015		FY 14-15	FY 15-16	
Immunizations	5,559	5,451	↓	23,898	24,463	↑
Healthy Kid's Exams*	99	2	↓	430	12	↓
Kid's Clinic Exams	95	106	↑	505	349	↓
Family Planning	817	726	↓	3,072	2,269	↓
Newborn Met. Screening	7	13	↑	21	36	↑
Sexual Health Clinic-HIV & STD	1,667	1,223	↓	***	4,834	↓
TB Treatment & Control	3,291	4,206	↑	12,831	16,222	↑
SAPTA Services	224	270	↑	974	1,204	↑
MCH Services*	67	0	↓	210	0	↓
Administrative Services**	532	827	↑	5,376	6,430	↑
Other Professional Services	5	20	↑	43	116	↑
TOTAL	12,363	12,844	↑	47,360	55,935	↑

Note: Not all services are available at all locations

*Healthy Kids exams in this section are exams performed primarily by Field Nurses

*MCH Services do not include Refugee Health program clients starting this fiscal year

7.2015 Began separating service numbers due to program split/Nursing and Community Health

**7.2015 SHC separately identifying Admin services for the first time

***Note FY 14-15 SHC. Due to the many changes in reporting and separation of programs, unable to report prior year to date FY numbers with accuracy for comparison purposes

NURSING Immunization Program

	Oct 2014	Oct 2015		FY 14-15	FY 15-16	
Immunizations						
Flu Vaccine Given	3,766	2,919	•	3,766	3,934	•
Gratis	694	519	↓	1,575	1,562	↓
Exemption Class Attendees	7	5	↓	41	26	↓

	Oct 2014	Oct 2015		FY 14-15	FY 15-16	
Vaccines for Children (VFC)						
Number of VFC Compliance Visits	10	5	↓	28	19	↓
Number of AFIX Visits	23	15	↓	23	23	→
Number of Follow Up Contacts	139	75	↓	556	284	↓
Number of Annual Provider Training	n/a	10	↓	n/a	34	↓
Number of State Requested Visits	34	22	↓	94	51	↓

	Oct 2014	Oct 2015		FY 14-15	FY 15-16	
Perinatal Hepatitis B						
# of Expectant Women ¹	25	10	↓	20	16	↓
# of Infants ¹	75	103	↑	72	97	↑
Total # of Moms with Infants ¹	74	104	↑	70	97	↑
New Cases	8	2	↓	25	18	↓
Closed Cases	8	3	↓	20	12	↓

¹Average # of cases/month

	Oct 2014	Oct 2015		FY 14-15	FY 15-16	
Childcare Program						
Childcare Audits	31	22	↓	87	63	↓
Baseline Immunization Rate	83%	80%	↓	80%	79%	↓
# of Re-Audits	15	14	↓	42	52	↑
Re-Audit Immunization Rate	94%	92%	↓	95%	94%	↓
# of Nurse Visits	42	34	↓	137	121	↓
# of Records Reviewed	3,731	3,660	↓	9,795	10,201	↑

	Oct 2014	Oct 2015		FY 14-15	FY 15-16	
Volunteers Program						
Hope Worldwide Nevada # of volunteers	1	1	→	2	3	↑
# of Calls Made	161	70	↓	417	288	↓

NURSING Community Health Program

Nursing Field Services	Oct 2014	Oct 2015		FY 14-15	FY 15-16	
MCH Team Home Visits	154	36	↓	620	143	↓
# Children referred to Growth/Developmental Specialist	1	0	↓	2	0	↓

Healthy Kid's Team*	Oct 2014	Oct 2015		FY 14-15	FY 15-16	
Total Exams	99	2	↓	446	32	↓
Fluoride Varnish	39	15	↓	121	48	↓
Hemocue	38	20	↓	141	63	↓
Lead	16	8	↓	65	38	↓
Ages & Stages	49	10	↓	195	61	↓

*Stats may include services by Kids Clinic, Healthy Kids, and field staff in CHN program

NFP	Oct 2014	Oct 2015		FY 14-15	FY 15-16	
Referrals	21	30	↑	88	94	↑
Enrolled	3	9	↑	20	28	↑
Active*	143	137	↓	n/a	n/a	→

MCH	Oct 2014	Oct 2015		FY 14-15	FY 15-16	
# of Referrals Received	35	6	↓	280	23	↓
# from NICU	14	0	↓	172	0	↓
# from CPS	10	4	↓	27	13	↓
# of Lead Referrals	1	2	↑	5	2	↓
# of Total Admissions*	20	4	↓	79	19	↓

*Tightened referral criteria and decreased staffing contributed to decrease in admissions vs previous months

Healthy Start Statistical Data	Oct 2014	Oct 2015		FY 14-15	FY 15-16	
Referrals	*	18	•	*	92	•
Enrolled	*	14	•	*	57	•
Active	*	73	•	*	n/a	•

*No data; Implementation date 03/2015

Care - Case Management Client Contacts (EIS and Intensive)	Oct 2014	Oct 2015		FY 14-15	FY 15-16	
Adults HIV/AIDS	486	377	↓	1,938	1,259	↓
Women & Children HIV/AIDS	210	269	↑	938	1,141	↑
TOTAL	696	646	↓	2,876	2,400	↓

NURSING Tuberculosis Program

Tuberculosis	Oct 2014	Oct 2015		FY 14-15	FY 15-16	
Number of Latent Tuberculosis Infection (LTBI) cases (identified via contact investigations) initiating treatment	7	3	↓	25	14	↓
*Number of Clients receiving Case Management Services	68	463	↑	241	619	↑
Number of Monthly Pulmonary Specialist Clinic Clients Seen	70	41	↓	269	235	↓
Number of Electronic Disease Notifications	14	50	↑	113	269	↑
Number of Monthly Electronic Disease Notifications Clinic Clients Seen ¹	21	31	↑	152	100	↓
Outreach Activities during the Month - Presentations, Physician Visits, Correctional Visits, etc.	1	2	↑	10	8	↓
Directly Observed Therapy (DOT) Field, clinic and televideo encounters	1,007	936	↓	3,710	4,119	↑

*New Case management Services Accounting effective 1 OCT 15

Refugee Health Program	Oct 2014	Oct 2015		FY 14-15	FY 15-16	
Clients Seen	67	46	↓	210	186	↓
Clients Requiring Medical Follow-up for Communicable Diseases	24	22	↓	81	98	↑
Referrals for TB Issues	7	11	↑	34	53	↑
Referrals for Possible Chronic Hep B	1	3	↑	6	12	↑
Referrals for OVA & Parasites	13	14	↑	38	43	↑
Referrals for STD	3	2	↓	7	9	↑

Substance Abuse Prevention & Treatment Agency (SAPTA)	Oct 2014	Oct 2015		FY 14-15	FY 15-16	
# of Site Visits	17	22	↑	69	85	↑
# of Clients Screened	224	270	↑	974	1,204	↑
# of TB Tests	156	186	↑	685	797	↑
# of HIV Tests	106	122	↑	409	526	↑
# of Case Management clients	n/a	10	↓	n/a	36	↓

NURSING Teenage Pregnancy Prevention Program

Teen Pregnancy Prevention Activities	Oct 2014	Oct 2015		FY 14-15	FY 15-16	
Exhibits	8	0	↑	48	*	↑
Health Fairs	2	0	↓	3	*	↑
Classes Conducted	10	0	↑	84	*	↑
Teen Class Participants	108	0	↑	777	*	↑
Parent Class Participants	0	0	↓	89	*	↓
Youth Outreach Participants	608	386	↑	3,012	*	↑
Community Presentations	1	0	↓	24	*	↓
Teens Scheduled for FP Appointment	19	0	↓	175	225	↑
Social Media	3,342	5,412	↓	29,368	*	↑

*Expect changes in the reporting of TPP activities starting in September due to the start of new grant activities."

NURSING Sexual Health Clinic Program

Care - Early Intervention Clinical Services (EIS)	Oct 2014	Oct 2015		FY 14-15	FY 15-16	
RW Eligibility Contacts ¹	*	69	•	*	224	•
Social Worker Contacts	*	44	•	*	203	•
TOTAL	*	113	•	*	427	•

*Not in the August 2014 report

¹No longer tracking the EIS RN contacts separately.

Sexual Health Clinic HIV & STD Services	Oct 2014	Oct 2015		FY 14-15	FY 15-16	
STD treatment/screening/exam	1,531	990	↓	1531	3913	↑
HIV Clinic ¹	105	87	↓	105	363	↑
Special Pay ²	*	33	•	*	131	•
TOTAL	1,636	1,110	↓	1,636	4,407	↑

Note: HIV Rapid tests are no longer included in this table and are reported as an "in kind" effort with the Office of Disease Surveillance/Community Health
 Note: We are no longer reporting administrative efforts in this table. Please see location section (first page of report) for administrative efforts

¹This includes encounters delivered by our Social Worker, Eligibility Specialist, Physician, EIS Nurse and Disease Investigation and Intervention Specialist

² Brothel Worker testing,

* No data, Implementation date 07/2015