



# Memorandum

**Date:** November 24, 2014

**To:** Southern Nevada District Board of Health

**From:** **Bonnie Sorenson**, *Director of Clinic and Nursing Services* *BS*  
**Joseph P. Iser, MD, DrPH, MSc**, *Chief Health Officer* *JPI*

---

**RE:** Nursing Division Monthly Report

---

## **DIVISION OF NURSING DIRECTOR REPORT**

### **I. Immunization Program**

#### **1. Immunization Clinic Activities**

- A.** Flu vaccines were available to the public on October 6, 2014 at all Public Health Center locations. A total of 3,766 doses of flu vaccines given for the month of October.
- B.** 161 Hope World Wide reminder calls were made to parents of children between the ages of 19-35 months..
- C.** MedImmune provided back to back FluMist In-services to 23 staff members October 14, 2014.
- D.** Immunization clinic staff provided a flu and Tdap clinic for Red Rock Academy students on October 23, 2014. 31 students received 62 vaccinations.
- E.** United Way of Southern Nevada donated dental hygiene kits to be distributed to clients that come into SNHD Immunization clinics.

#### **2. Immunization Outreach Activities**

- A.** In partnership with Southern Nevada Immunization and Health Coalition, a Flu and Pertussis presentation was conducted for Nevada Health Care Association on October 14.
- B.** Staff participated in a Lotus Broadcasting radio show that aired on October 19. The discussion was on Flu and Flu vaccine.
- C.** An adult vaccination clinic was held on October 15 at the St. Therese HIV Outreach Center. 55 adults received 124 vaccinations.
- D.** Immunization staff provided a Flu and Tdap clinic to Acelero Head Start Schools on October 21, October 22, October 28, October 29 and October 30. 234 adults and children received 298 vaccinations.
- E.** In partnership with Hepatitis B Free and Roseman University, Immunization staff provided a vaccine clinic on October 26. 33 clients received 46 vaccines.

## **II. Community Health Nursing Program**

### **1. Child Care Health Consultation (CCHC)**

- A. Three classes were provided at three different facilities by the Child Care Health Consultants (CCHC) in October 2014.
- B. There was one new lead case for the month of October.

### **2. Nurse Family Partnership (NFP)**

The Southern Nevada Health District's Nurse-Family Partnership (NFP) has enrolled 576 low income, first time mothers since its inception in 2008. At present, the six Nurse Home Visitors are serving 143 clients. 52 are participating through the Maternal Infant and Early Childhood Home Visiting (MIECHV) Program made available through the Nevada Division of Public and Behavioral Health under the Affordable Care Act (ACA).

The Southern Nevada Health District's Nurse-Family Partnership is one of the evidence-based home visiting program sites participating in the national Maternal and Infant Home Visiting Program Evaluation (MIHOPE) - Strong Start, a study designed to assess the effects of home visiting services on maternal and infant health. The Centers for Medicare and Medicaid Services (CMS) may use the results of the evaluation to help influence Medicaid reimbursement policies. 32 clients are now enrolled in the Strong Start study. The District's Nurse-Family Partnership program is committed to enrolling 150 study participants through September 2015.

The program team leader and a nurse home visitor presented a demonstration of an NFP home visit at the 2014 Nevada Health Conference as part of a workshop on Maternal and Child Health. Four team members also attended the 2014 Nevada Home Visiting Summit in late October.

## **III. Office of HIV/AIDS/STD- Prevention, Care, Surveillance**

### **1. Prevention Services/Community Activities**

High Impact Screening Sites that SNHD conducted activities at during the month were:

- A. Gay Pride
- B. Gay & Lesbian Center
- C. Choose & Move
- D. Flex Bar

### **2. Sexual Health Clinic (HIV and STD Care Services)**

The Sexual Health Clinic (SHC) has continued to support the Refugee clinic with venipunctures several days per week. The Senior CHN facilitated an on-site venipuncture training class for 6 District Nursing and Disease Investigation staff. Preparations were made for November audits for SAPTA and Ryan White Part A.

### **3. Surveillance**

We are in the testing phase of the electronic laboratory reporting application (ELR app). We have worked on the details of the logic map and standard test definitions. The remaining portion is to test real time data processing and auto closure of cases. This step will require us to pay extremely close attention to the details as we set up our QC steps in advance of the implementation of the project. We continue to run a number of data quality control quality assurance reports and improve our data work processes. The surveillance team continues to work on monitoring labs reported from laboratories and providers. The Data Disease Collection Specialists have been tasked to follow-up with closure of Out of Jurisdiction cases.

**4. Staff Facilitated/Attended Educational Presentations/Trainings**

- A. UNLV and UNSOM (University of Nevada School of Medicine) Interprofessional Health Equity Symposium, October 10, 2014
- B. HIV 101 on September 10, 2014
- C. NV HIV Academy testing and counseling training on October 20, 2014 through October 23, 2014
- D. Couples HIV testing and counseling (CHTC) October 14, 2014 through October 15, 2014

**IV. Tuberculosis Clinic**

**1. TB Clinic/Surveillance Activities**

- A. Medical Center Update: Screening for all potentially exposed clients, staff, students and family members is ongoing at this time, infant surveillance will continue for another 4 months. Both children are asymptomatic and are being followed by a medical provider.
- B. Outreach Activity: Provided an educational session to 2<sup>nd</sup> year nursing students at UNLV.

**2. There was 1 new active cases reported in October 2014.**

- A. No new Adult cases
  - a. 1 new adult case transferred from another jurisdiction
- B. One new pediatric case reported in October 2014.

**V. Teen Pregnancy Prevention (TPP)**

**1. Special Projects, Reports/Events**

- A. Teen Advocates for Pregnancy Prevention Peer Educators (TAPP) facilitated a peer to peer workshop for twelve youth at the Tristone Missionary Baptist Church on October 17, 2014.
- B. On October 22, 2014 TPP staff attended the Healthy Teen Network Annual Conference and brought back valuable information on how to successfully partner with other systems to achieve success.
- C. The TPP staff held an outreach at the following eight high schools; Vegas, Eldorado, Canyon Springs, Clark, Basic, Green Valley, Rancho and Valley. TPP Staff also attended two Community Health Fairs that reached out to a total of 608 youth; La Conciencia, located at the LGBT Center and at Southern Nevada Children First.
- D. The TPP program's social media campaign received 2,927 unique new visitors on the "Condomsensenv" website and TPP's Facebook page received 115 new page likes.

**VI. Family Planning Summary**

Recruitment efforts continue for a second Nurse Practitioner for the Family Planning Program. A viable candidate has not been found. Salary continues to be a major barrier, as well as, recruiting an APN with the appropriate credentials and experience. Family Planning services at the Henderson facility that are provided by a Nurse Practitioner are now available every other Wednesday. Clients are still able to have pregnancy testing, emergency contraception, birth control refills, treatment for STDs and HIV and Syphilis screening on a daily basis.

SNHD has submitted the year five work plan and budget for the 2015 funding cycle from the Office of Population Affairs. Notice of Award of funding is anticipated by the end of December 2014.

**VII. Nursing Administration**

**1. Students Intern**

- A. 9 UNLV Nursing students started their SNHD internships on October 9, 2014.

**B.** 8 Roseman University Nursing students started their SNHD internships on October 27, 2014.

**2. CPR Training**

**A.** Staff is current on CPR training through October 2014.

**3. CEU Educational Opportunities**

**A.** Nursing will continue to retain Nevada Nursing Board approval to provide Continuing Education credits for District nurses.

BS: ms

Attachments: October 2014 Statistical Report

**NURSING DIVISION MONTHLY REPORT**  
**October 2014**

**NURSING Client Encounters by Locations - October 2014 Data**






Location	Valley View PHC	ELV PHC	HEND PHC	NLV PHC	Mesquite PHC	400 Shadow PHC	TB Clinic	Laughlin	Targeted Populations <sup>1</sup>	TOTAL
Immunizations	2,783	1,102	714	370	188	80			299	5,536
Healthy Kid's Exams	52	47								99
Kid's Clinic Exams	33	15	47							95
Family Planning		644	173							817
Newborn Metabolic Screening	6	1	0							7
Sexual Health Clinic (HIV & STD)						1,667				1,667
TB Treatment/Control							3,291			3,291
MCH Services									67	67
Administrative Services <sup>2</sup>	286	151	56	39	0					532
Other Professional Services (BP, Travel Consult, Test Results, etc.)		2	3							5
<b>TOTAL</b>	<b>3,160</b>	<b>1,962</b>	<b>993</b>	<b>409</b>	<b>188</b>	<b>1,747</b>	<b>3,291</b>	<b>0</b>	<b>366</b>	<b>12,116</b>

<sup>1</sup>Health Fairs, Adolescent Clinics, Childcare Clinics, Adult Imm, Shots 4 Tots, Refugee, Immunizations, Safenest, Early Head Start, etc.

<sup>2</sup>Copies, Medical Records, Shot Records, etc.

= not applicable

Approved by:

 Bonnie Sorenson  
 Alice Costello  
 Richard Cichy  
 Margarita DeSantos  
 Marlo Tonge

# **NURSING Client Encounters by Program**

Program	Oct 2013	Oct 2014		FY 13-14	FY 14-15	
Immunizations	6,144	5,559	↓	28,475	23,389	↓
Healthy Kid's Exams	110	99	↓	397	430	↑
Kid's Clinic Exams	108	95	↓	489	505	↑
Family Planning	1,132	817	↓	4,322	3,072	↓
Newborn Met. Screening	19	7	↓	79	21	↓
Sexual Health Clinic-HIV & STD	1,523	1,667	↑	6,227	6,654	↑
TB Treatment & Control	4,626	3,291	↓	15,643	12,831	↓
MCH Services	71	67	↓	206	210	↑
Administrative Services	440	532	↑	1,129	5,376	↑
Other Professional Services	19	5	↓	68	43	↓
<b>TOTAL</b>	<b>14,192</b>	<b>12,139</b>	<b>↓</b>	<b>57,035</b>	<b>52,531</b>	<b>↓</b>

Note: Not all services are available at all locations

## NURSING Immunization Program

	Oct 2013	Oct 2014		FY 13-14	FY 14-15	
Immunizations						
Flu Vaccine Given	3,972	3,766	↓	5,380	3,766	↓
Gratis	814	694	↓	2,810	1,575	↓
Exemption Class Attendees	2	7	↑	46	41	↓

	Oct 2013	Oct 2014		FY 13-14	FY 14-15	
Vaccines for Children (VFC)						
Number of VFC Compliance Visits	17	10	↓	59	28	↓
Number of AFIX Visits	11	23	↑	46	23	↓
Number of Follow-Up Contacts	81	139	↑	294	556	↑
Number of State Requested Visits	6	34	↑	51	94	↑

	Oct 2013	Oct 2014		FY 13-14	FY 14-15	
Perinatal Hepatitis B						
# of Expectant Women <sup>1</sup>	17	25	↑	23	20	↓
# of Infants <sup>1</sup>	86	75	↓	81	72	↓
Total # of Moms with Infants <sup>1</sup>	84	74	↓	77	70	↓
New Cases	6	8	↑	20	25	↑
Closed Cases	4	8	↑	30	20	↓

<sup>1</sup>Average # of cases/month

	Oct 2013	Oct 2014		FY 13-14	FY 14-15	
Childcare Program						
Childcare Audits <sup>1</sup>	23	31	→	134	87	↓
Baseline Immunization Rate	72%	83%	→	72%	80%	↑
# of Re-Audits	10	15	→	36	42	↑
Re-Audit Immunization Rate <sup>1</sup>	94%	94%	→	94%	95%	↑
# of Nurse Visits	16	42	→	129	137	↑
# of Records Reviewed	3,589	3,731	→	8,095	9,795	↑

Inadequate # to calculate rate<sup>1</sup>

	Oct 2013	Oct 2014		FY 13-14	FY 14-15	
Volunteers Program						
Hope Worldwide Nevada # of volunteers	1	1	→	3	2	↓
# of Calls Made	1	161	↑	547	417	↓



# **NURSING Community Health Program**

	Oct 2013	Oct 2014		FY 13-14	FY 14-15	
<b>Nursing Field Services</b>						
MCH Team Home Visits	135	154	↑	577	620	↑
# Children referred to Growth/Developmental Specialist	0	1	↑	6	2	↓

	Oct 2013	Oct 2014		FY 13-14	FY 14-15	
<b>Healthy Kid's Team</b>						
Total Exams	110	99	↓	397	219	↓
Fluoride Varnish	0	39	↑	15	121	↑
Hemocue	24	38	↑	123	141	↑
Lead	11	16	↑	52	65	↑
Ages & Stages	63	49	↓	182	195	↑

	Oct 2013	Oct 2014		FY 13-14	FY 14-15	
<b>NFP</b>						
Referrals	24	21	↓	125	88	↓
Enrolled	10	3	↓	31	20	↓
Active	139	143	↑	n/a	n/a	→

	Oct 2013	Oct 2014		FY 13-14	FY 14-15	
<b>MCH</b>						
# of Referrals Rec'd	74	35	↓	308	280	↓
# from NICU	56	14	↓	233	172	↓
# from CPS	6	10	↑	23	27	↑
# of Lead Referrals	1	1	→	3	5	↑
# of Total Admissions	9	20	↑	30	129	↑

	Oct 2013	Oct 2014		FY 13-14	FY 14-15	
<b>Refugee Health Program</b>						
Clients Seen	52	67	↑	210	210	→
Clients Requiring Follow-up for Communicable Disease	10	24	↑	48	81	↑
Referrals for TB Issues	5	7	↑	26	34	↑
Referrals for Possible Chronic Hep B	3	1	↓	6	6	→
Referrals for OVA & Parasites	2	13	↑	13	38	↑
Referrals for STD	2	3	↑	7	7	→



## NURSING Tuberculosis Program

Tuberculosis	Oct 2013	Oct 2014		FY 13-14	FY 14-15	
Number of Active Cases - Adult	3	0	↓	14	14	→
Number of Active Cases - Pediatric	0	1	↑	8	7	↓
Number of Contact Investigations	2	1	↓	12	12	→
Number of Latent Tuberculosis Infection (LTBI) cases (identified via contact investigations) initiating treatment	5	7	↑	43	25	↓
Number of Clients receiving Case Management Services	73	68	↓	318	241	↓
Number of Monthly Pulmonary Specialist Clinic Clients Seen	67	70	↑	234	269	↑
Number of Electronic Disease Notifications	33	14	↓	130	113	↓
Number of Monthly Electronic Disease Notifications Clinic Clients Seen <sup>1</sup>		21	↑		152	↑
Outreach Activities during the Month - Presentations, Physician Visits, Correctional Visits, etc.	2	1	↓	11	10	↓
Directly Observed Therapy (DOT) Field, clinic and televideo encounters	1,413	1,007	↓	5,664	3,710	↓

<sup>1</sup>Shaded Blanks indicate data not collected until 2014

## NURSING Teenage Pregnancy Prevention Program

Teen Pregnancy Prevention Activities	Oct 2013	Oct 2014		FY 13-14	FY 14-15	
Exhibits	0	8	↑	7	48	↑
Health Fairs	0	2	↑	2	3	↑
Classes Conducted	9	10	↑	41	84	↑
Teen Class Participants	52	108	↑	380	777	↑
Parent Class Participants	105	0	↓	624	89	↓
Youth Outreach Participants	367	608	↑	2,513	3,012	↑
Community Presentations	2	1	↓	28	24	↓
Teens Scheduled for FP Appointment	16	19	↑	53	175	↑
Social Media <sup>1</sup>	896	3,342	↑	3,866	29,368	↑

# NURSING HIV/AIDS/STD & Sexual Health Clinic Program

	Oct 2013	Oct 2014		FY 13-14	FY 14-15	
Morbidity Surveillance						
Chlamydia	863	788	↓	3,346	3,386	↑
Gonorrhea	225	261	↑	824	1,003	↑
Primary Syphilis	9	7	↓	25	32	↑
Secondary Syphilis	8	6	↓	46	39	↓
Early Latent Syphilis	28	12	↓	85	92	↑
Late Latent Syphilis	0	2	↑	0	33	↑
New HIV Diagnosis	26	32	↑	104	105	↑
New HIV/AIDS Diagnosis	14	8	↓	47	31	↓
New AIDS Diagnosis	8	5	↓	29	28	↓
New to NV Seeking Care, HIV and AIDS	13	42	↑	101	202	↑
Perinatally Exposed to HIV	0	1	↑	3	7	↑
Congenital Syphilis (presumptive)	0	0	→	0	1	↑

Pregnant/Peds Surveillance Count represents # cases being followed <sup>1</sup>	Oct 2013	Oct 2014		FY 13-14	FY 14-15	
HIV/AIDS Pregnant Cases		0	→	7	5	↓
Syphilis Pregnant Cases		4	↑	7	16	↑
Pediatric- Perinatal Exposures <sup>2</sup>		2	↑	2	7	↑

<sup>1</sup>Pregnant females followed by Surveillance (Perpetual count)

<sup>2</sup>Count equals # kids currently being followed.

Shaded Blanks indicate data not collected until 2014

## Monthly DIIS Investigations - Most Recent

Month <sup>1</sup>	Partners <sup>2</sup>	Clusters <sup>3</sup>	Reactors <sup>4</sup>	OOJ/FUP <sup>5</sup>
Chlamydia	95	1	86	0
Gonorrhea	16	0	24	0
Syphilis	96	5	52	4
HIV/AIDS (New to Care/Returning to Care)	39	2	37	1
TOTAL	246	8	199	5

<sup>1</sup>HIV/AIDS # includes "Out of Care" run for January

<sup>2</sup>Partners= Investigations initiated on named partners

<sup>3</sup>Clusters= Investigations initiated on named clusters (clusters= named contacts who are not sex or needle sharing partners to the index patient)

<sup>4</sup>Reactors= Investigations initiated from positive labs

<sup>5</sup>OOJ= Investigations initiated Out of Jurisdiction reactors/partners/clusters;Fup= Investigations initiated to follow up on previous reactors, partners, or clusters

DIIS Partner Services	# Interviews	# Partners/ Clusters Notified/ Examined	# Partners/ Clusters
Chlamydia	155	48	13
Gonorrhea	33	9	2
Syphilis	142	38	36
HIV/AIDS (New to Care/Returning to Care)	69	3	9
TOTAL	399	98	60

Note: Middle column (Number of Partners/Clusters) was removed but is represented in table above

\*\*Parenthesis value has been removed and is now represented in the third column

# **NURSING HIV/AIDS/STD & Sexual Health Clinic Program**

	Oct 2013	Oct 2014		FY 13-14	FY 14-15	
Prevention - SNHD HIV Testing						
Outreach/Targeted Testing	788	664	↓	3,129	2,609	↓
Clinic Screening (SHC/FPC/TB) <sup>1</sup>	836	472	↓	3,187	2,249	↓
Outreach Screening (Jails, SAPTA) <sup>1</sup>	222	230	↑	858	869	↑
<b>TOTAL</b>	<b>1,846</b>	<b>1,366</b>	<b>↓</b>	<b>7,174</b>	<b>5,727</b>	<b>↓</b>
Outreach/Targeted Testing POSITIVE				42(4)	27(1)	↓
Clinic Screening (SHC/FPC/TB) POSITIVE <sup>1</sup>				21(2)	32(5)	↑
Outreach Screening (Jails, SAPTA) POSITIVE <sup>1</sup>				1	5	↑
<b>TOTAL POSITIVES</b>				<b>64(6)</b>	<b>64(6)</b>	<b>→</b>

<sup>1</sup>Parenthesis values represent numbers that were self-reported previous positive (screening for self-reported previous positives began in 2009)

Care - Case Management Client Contacts (EIS and Intensive)	Oct 2013	Oct 2014		FY 13-14	FY 14-15	
Adults HIV/AIDS	250	486	↑	1,400	1,938	↑
Women & Children HIV/AIDS	389	210	↓	1,133	938	↓
<b>TOTAL</b>	<b>639</b>	<b>696</b>	<b>↑</b>	<b>2,533</b>	<b>2,876</b>	<b>↑</b>

Care - Early Intervention Clinical Services (EIS)	Oct 2013	Oct 2014		FY 13-14	FY 14-15	
RW Eligibility Contacts <sup>1</sup>	116	176	↑	533	511	↓
Social Worker Contacts	46	45	↓	138	225	↑
<b>TOTAL</b>	<b>162</b>	<b>221</b>	<b>↑</b>	<b>671</b>	<b>736</b>	<b>↑</b>

<sup>1</sup>No longer tracking the EIS RN contacts separately.

Sexual Health Clinic - HIV & STD Services	Oct 2013	Oct 2014		FY 13-14	FY 14-15	
STD treatment/screening/exam	1,387	1,531	↑	5,636	5,935	↑
HIV Clinic	98	105	↑	351	449	↑
HIV Rapid Tests	38	47	↑	240	214	↓
<b>TOTAL</b>	<b>1,523</b>	<b>1,683</b>	<b>↑</b>	<b>6,227</b>	<b>6,598</b>	<b>↑</b>

<sup>2</sup>Started administering Gardasil in October 2013

<sup>3</sup>Vaccinations started on Sep 2014