

Memorandum

Date: August 14, 2014

To: Southern Nevada District Board of Health

From: Bonnie Sorenson, R.N., B.S.N., Director of Clinic & Nursing Services *BS.*
Joseph P. Iser, MD, DrPH, MSc, Chief Health Officer *JPI*

Subject: Nursing Monthly Report – July 2014

DIVISION OF NURSING DIRECTOR REPORT

I. Immunization Program

A. Immunization Clinic Activities

1. Merck Corporation and The Outreach Program for Vaccine Series Completion mailed 8,148 postcard reminders for adolescents and young adults 11-26 years in need of completing their HPV vaccine(s) series.
2. 219 Pfizer Infant/children electronic, telephonic reminders recalls were sent out on July 15, 2014.
3. 280 Reminder recalls for Special Hepatitis B grant were sent out to clients to complete their Hepatitis B series. The calls were made by one volunteer in the month of July.
4. 65 staff members attended the Annual Immunization Competency Training for staff in preparation of Back to School.
5. 15,000 Back to School flyers were distributed in July to encourage parents to come in early for immunizations and to promote the Back to School Immunization clinic event on Saturday August 23, 2014.

B. Immunization Outreach Activities

1. On July 30th staff presented a training on July 30th for child care works; "Immunization in the Child Care Setting."
2. Staff provided an Immunization presentation to parents at Lone Mountain Children's Learning Center on July 31st.
3. Staff attended the Annual State Immunization & Coalition meeting on July 17th and July 18th. Sub-grant deliverables and special projects were discussed.

II. Community Health Nursing Program

A. Child Care Health Consultation (CCHC)

Two classes were provided at two different facilities by the Child Care Health Consultants (CCHC) in July 2014.

There were two new lead cases for the month of July. One case is a transfer from California.

B. Nurse Family Partnership (NFP)

The Southern Nevada Health District's Nurse-Family Partnership (NFP) has served 529 low income, first time mothers since its inception in 2008. A total of 260 infants have been born during this period. At present, the six Nurse Home Visitors are serving 161 clients. 56 are participating through the Maternal Infant and Early Childhood Home Visiting Program (MIECHV) made available through the Nevada Division of Public and Behavioral Health under the Affordable Care Act (ACA).

The Southern Nevada Health District's Nurse-Family Partnership participated in the Maternal and Infant Home Visiting Program Evaluation (MIHOPE) - Strong Start kick-off on June 5, 2014. MIHOPE -Strong Start is a study designed to help understand the ways in which home visiting services can affect maternal and infant health. Two evidence based programs have been selected for the study nationally, including Nurse-Family Partnership. The study is being conducted for the Centers for Medicare and Medicaid Services (CMS). Results of the evaluation may be used to help form Medicaid reimbursement policies. Sixteen clients are now enrolled in the study for the Southern Nevada Health District. The Southern Nevada Health District's Nurse-Family Partnership is committed to enrolling 150 clients into the study through September 2015.

III. Office of HIV/AIDS/STD- Prevention, Care, Surveillance

A. Prevention Services/Community Activities

High Impact Screening Sites that SNHD conducted activities at during the month were:

1. Eagle Bar
2. Phoenix Bar and Lounge
3. G & L Outreach Site

B. Sexual Health Clinic (HIV and STD Care Services)

During the month of July, the Sexual Health Clinic (SHC) was actively involved in service and strengthening partnerships within the community. Currently the SHC is planning to assist the Indian Springs Prison System in hosting the STD Conference this fall.

C. Surveillance

The Surveillance team continues to work on monitoring labs reported from laboratories and providers. We have worked with the Informatics team to develop the program and DIIS performance reports. These reports were built-in reports in the STD MIS system, but the coding was not available for re-use. We had to re-define some of the logic to indicate a more accurate representation of the investigation effort, but have maintained the CDC recommended report format.

IV. Tuberculosis Clinic

A. TB Clinic/Surveillance Activities

1. Contact investigations
 - a. Five new contact investigations were initiated.

- b. One large case investigation remains ongoing (case involves a local Medical Center). Final round testing of exposed infants is underway.
2. There are 8 new active cases in July
 - a. Six adult cases
 - b. Two pediatric cases

V. Teen Pregnancy Prevention (TPP)

A. Special Projects, Reports/Events

1. On July 24, 2014, the TPP program participated in the Latino Youth Leadership Conference at UNLV. During this annual conference, Health Educators delivered information to seventy five youth on birth control, HIV/STD's, abstinence and the importance of medically accurate peer to peer education.
2. On July 7, 14 and 21, 2014 the Teen Advocates for Pregnancy Prevention Youth Council (TAPP) led three peer to peer workshops at the Andre Agassi Boys & Girls Clubs focusing on healthy relationships, sexual transmitted diseases and birth control.
3. On July 17, 2014 Teen Pregnancy Prevention Health Educators assisted the Southern Nevada Teen Pregnancy Prevention Coalition with a parent workshop on "How to Talk to Your Teen about Sex" at the Walnut Community Center. The Teen Pregnancy Prevention Program and the Coalition plan to partner to sponsor more parent workshops throughout the summer.
4. The TPP's social medical campaign continues to use Facebook, Instagram, Twitter, and the Use of Condom Sense web page to draw attention and awareness to teen pregnancy. HIV/STD prevention information and resources are also provided. During the month of July TPP's Facebook page received 997 likes and the Use Condom Sense website reached 3,502 unique visitors.
5. As part of the curriculum evaluation TPP seeks feedback from the teens it serves. Here is some written commentary;

"I enjoyed this program because it taught me how to use a condom and the negative consequences if used incorrectly. Safe sex, safer healthy lives."

"It is a smart, fun way to educate young adults."

"Very awesome, and good. I learned a lot of stuff I really didn't know about."

VI. Family Planning Summary

The Family Planning program is now operating with 1 APRN for two service locations due to the resignation of a Nurse Practitioner in June. This has resulted in decreased appointment availability for our clients at both East Las Vegas and Henderson clinics. Nursing management discussions are underway as to how to best to address this issue.

East Las Vegas staff successfully participated in the end of year inventory audit of Family Planning medications.

Family Planning staff continues to work on increasing revenue collection by asking for proof of

income declaration forms and scripted messages to clients when scheduling clients and at check out. Family Planning is a contracted provider for Nevada Medicaid, Amerigroup Medicaid and HPN Medicaid. Recruitment for a Senior CHN at East Las Vegas is still underway.

VII. Nursing Administration

A. Students Intern

1. 11 UNLV Nursing students continue their SNHD internships through August 14, 2014.
2. 8 Roseman Nursing students continue their SNHD internships through August 8, 2014.

B. CPR Training

1. Staff is current on CPR training through July 2014.

C. CEU Educational Opportunities

1. Nursing will continue to retain Nevada Nursing Board approval to provide Continuing Education credits for District nurses.

BS: ms

Attachments: July 2014 Statistical Report

**NURSING DIVISION MONTHLY REPORT
July 2014**

Client Encounters by Location	Valley View PHC	ELV PHC	HEND PHC	NLV PHC	Mesquite PHC	400 Shadow PHC	TB Clinic	Laughlin	Targeted Populations**	TOTAL
Immunizations	1,894	814	459	276	74	77			7	3,601
Healthy Kid's Exams	71	56								127
Kid's Clinic Exams	36	19	40							95
Family Planning		660	207							867
Newborn Metabolic Screening	2		2							4
Sexual Health Clinic (HIV & STD)						1,684				1,684
TB Treatment/Control							3,373			3,373
MCH Services									82	82
Administrative Services*	477	247	117	59						900
Other Professional Services (BP, Travel Consult, Test Results, etc.)		13	8							21
TOTAL	2,480	1,809	833	335	74	1,761	3,373	0	89	10,754

* Copies, Medical Records, Shot Records, etc.

** Health Fairs, Adolescent Clinics, Childcare Clinics, Adult Imm, Shots 4 Tots, Refugee, Immunizations, Safenest, Early Head Start, etc.






= not applicable

CLIENT ENCOUNTERS BY PROGRAM

Programs	YTD 2014	YTD 2013
Immunizations	26,996	31,898
Healthy Kid's Exams	791	494
Kid's Clinic Exams	306	527
Family Planning	8,633	8,206
Newborn Met. Screening	79	99
Sexual Health Clinic-HIV & STD	10,770	10,784
TB Treatment & Control	25,720	22,993
MCH Services	444	410
Administrative Services	4,836	4,455
Other Professional Services	126	122
TOTAL	78,701	79,988

Not all services are available at all locations

Approved by:

 Bonnie Sorenson
 Alice Costello
 Richard Cichy
 Margarita DeSantos
 Marlo Tonge

**NURSING DIVISION MONTHLY REPORT
July 2014**

IMMUNIZATION PROGRAM	July 2014	YTD 2014	YTD 2013
Flu Vaccine Given	0	7296	11907
Gratis	82	1857	7790
Exemption Class Attendees	5	50	61

VACCINES FOR CHILDREN (VFC)	July 2014	YTD 2014	July 2013
Number of VFC Compliance Visits	7	67	*
Number of AFIX Visits	0	37	*
Number of Follow-Up Contacts	152	779	*
Number of State Requested Visits	13	108	8

PERINATAL HEPATITIS B	July 2014	July 2013
# of Expectant Women	17	18
# of Infants	77	*
Total # of Moms with Infants	66	*
New Cases	6	5
Closed Cases	5	8

CHILDCARE PROGRAM	July 2014	YTD 2014	July 2013
Child Care Audits	16	140	*
Baseline Immunization Rate	77%	75%	*
# of Re-Audits	11	144	*
Re-Audit Immunization Rate	96%	95%	*
# of Nurse Visits	44	345	*
# of Records Reviewed	2485	26721	*

VOLUNTEERS PROGRAM	# of Volunteers	YTD 2014	YTD 2013	# of Calls Made	YTD 2014	YTD 2013
Hope Worldwide Nevada	0	6	12	0	1186	1491

* started collecting data Jan. 2014

**NURSING DIVISION MONTHLY REPORT
July 2014**

COMMUNITY HEALTH Field Services	Nursing	July 2014	YTD 2014	YTD 2013
MCH Team Home Visits		163	1072	1126
# Children referred to Growth/Developmental Specialist		1	8	21

COMMUNITY HEALTH Healthy Kid's Team Statistical Data	July 2014	YTD 2014	YTD 2013
Total Exams	132	820	612
Fluoride Varnish	16	174	23
Hemocue	34	265	308
Lead	7	127	239
Ages & Stages	57	421	386

COMMUNITY HEALTH NFP Statistical Data	July 2014	YTD 2014	YTD 2013
Referrals	19	168	176
Enrolled	7	55	65
Active	155		

COMMUNITY HEALTH (MCH) Referrals Received	July 2014	YTD 2014	YTD 2013
# of Referrals Rec'd	111	413	510
# from NICU	78	302	387
# from CPS	8	38	55
# of Lead Referrals	2	3	3
# of Total Admissions	41	190	68

COMMUNITY HEALTH Refugee Health Program	July 2014	YTD 2014	YTD 2013
Clients Seen	57	330	352
Clients Requiring Follow-up for Communicable Disease	11	106	82
Referrals for TB Issues	9	64	45
Referrals for Possible Chronic Hep B	1	9	12
Referrals for OVA & Parasites	2	37	23
Referrals for STD	1	11	9

**NURSING DIVISION MONTHLY REPORT
July 2014**

TUBERCULOSIS CLINIC			
	July 2014	YTD 2014	YTD 2013
Number of Active Cases - Adult	6	46	37
Number of Active Cases - Pediatric	2	15	10
Number of Contact Investigations	5	25	33
Number of Latent Tuberculosis Infection (LTBI) cases (identified via contact investigations) initiating treatment	7	45	46
Number of Clients receiving Case Management Services	63	556	467
Number of Monthly Pulmonary Specialist Clinic Clients Seen	64	459	391
Number of Electronic Disease Notifications	36	219	197
Number of Monthly EDN Clinic Clients Seen	28	66	NA
Outreach Activities during the Month - Presentations, Physician Visits, Correctional Visits, etc.	1	9	19
Directly Observed Therapy (DOT) Field, clinic and televideo encounters	880	9,275	9,473

TEEN PREVENTION PREGNANCY PROGRAM (TPP)		
Teen Prevention Pregnancy Activities	July 2014	YTD 2014
Exhibits	3	36
Health Fairs	0	0
Classes Conducted	11	66
Teen Class Participants	115	589
Parent Class Participants	6	34
Youth Outreach Participants	142	2053
Community Presentations	1	20
Teens Scheduled for FP Appointment	22	125
Social Media	4534	19228

NURSING DIVISION MONTHLY REPORT
July 2014
Office of HIV/AIDS/STD and Sexual Health Clinic - Surveillance

Surveillance				
Morbidity	July 2014	YTD 2014	July 2013	YTD 2013
Chlamydia	821(126)	5798(896)	824(121)	5424(954)
Gonorrhea	247(57)	1466(324)	194(46)	1247(358)
Primary Syphilis	4(1)	36(13)	10(6)	27(15)
Secondary Syphilis	4(1)	70(21)	17(11)	62(27)
Early Latent Syphilis	13(4)	118(31)	30(14)	138(51)
Late Latent Syphilis	6(1)	52(17)	*	*
New HIV Diagnosis	16(7)	164(87)	27(19)	153(96)
New HIV/AIDS Diagnosis	3(1)	62(15)	9(3)	68(26)
New AIDS Diagnosis	10	66	8	55
New to NV Seeking Care, HIV and AIDS	77	307	14	131
Perinatally Exposed to HIV	3	12	0	5
Congenital Syphilis (presumptive)	0	1	0	1

**Note that late latent was not previously included in 2013 report

*Parenthesis value represents number of cases identified in public settings

Pregnant/Peds Surveillance* Count represents # cases being	YTD 2014	YTD 2013
HIV/AIDS Pregnant Cases	14	9
Syphilis Pregnant Cases	25	19
Pediatric- Perinatal Exposures	12	13

Count equals # kids currently being followed.

*Pregnant females followed by Surveillance (Perpetual count)

DIIS Investigations*	Partners	Clusters	Reactors	OOJ/FUP	Total
Chlamydia	65	1	73	0	139
Gonorrhea	26	0	28	0	54
Syphilis	76	2	66	4	148
HIV/AIDS (New to Care/Returning to Care)	43	0	39	1	83
TOTAL	210	3	206	5	424

Partners= Investigations initiated on named partners

Clusters= Investigations initiated on named clusters (clusters= named contacts who are not sex or needle sharing partners to the index patient)

Reactors= Investigations initiated from positive labs

OOJ= Investigations initiated Out of Jurisdiction reactors/partners/clusters;Fup= Investigations initiated to follow up on previous reactors, partners, or clusters

*HIV/AIDS # includes "Out of Care" run for January

DIIS Partner Services	# Interviews	# Partners/Clusters Notified/Examined	# Partners/Clusters
Chlamydia	118	42	3
Gonorrhea	46	13	6
Syphilis	127	18	16
HIV/AIDS (New to Care/Returning to Care)	68	4	4
TOTAL	359	77	29

**PLEASE NOTE THAT THE MIDDLE COLUMN (NUMBER OF PARTNERS/CLUSTERS) WAS REMOVED BUT IS REPRESENTED IN TABLE ABOVE

**Parenthesis value has been removed and is now represented in the third column

**NURSING DIVISION MONTHLY REPORT
July 2014**

Office of HIV/AIDS/STD and Sexual Health Clinic - Integrated Prevention and Care

Prevention					Positives	
SNHD HIV Testing	July 2014	YTD 2014	July 2013	YTD 2013	YTD 2014	YTD 2013
Outreach/Targeted Testing	499	4163	728	3959	68(6)	92(15)
Clinic Screening (SHC/FPC/TB)	581	4192	805	5306	41(1)	52(5)
Outreach Screening (Jails, SAPTA)	231	1550	210	1452	8	10(5)
TOTAL	1236	9905	1743	10717	117(7)	154(25)

*Parenthesis value represents number that were self-reported previous positive (screening for self-reported previous positives began in 2009)

Care			
Case Management Client Contacts (EIS and Intensive)	July 2014	YTD 2014	YTD 2013
Adults HIV/AIDS	565	3115	1611
Women & Children HIV/AIDS	205	1811	454
TOTAL	770	4926	2065

Early Intervention Clinical Services (EIS)	July 2014	YTD 2014	YTD 2013
RW Eligibility Contacts	104	1137	1078
Social Worker Contacts	109	699	226
TOTAL	213	1836	1306

**Please note we are no longer tracking the EIS RN contacts separately.

Sexual Health Clinic			
HIV and STD Services	July 2014	YTD 2014	YTD 2013
STD treatment/screening/exam	1528	9695	11218
HIV Clinic	102	745	600
HIV Rapid Tests	54	300	462
TOTAL	1684	10770	12280

Services delivered via Incentives	July 2014	YTD 2014	YTD 2013
Sexual Awareness Campaign (SAC) Incentives			
DIIS and PVT Medical Referral Received	1	9	291
Partner Cards Distributed	244	1168	1684
Partner Cards Received	36	210	326
Priority Cards Received	10	71	94
Hepatitis Vaccinations	74	1004	495
Gardasil Vaccinations**	27	230	*
Flu vaccine	0	13	*

**Started administering Gardasil in October 2013