

Memorandum

Date: July 10, 2014

To: Southern Nevada District Board of Health

From: Bonnie Sorenson, R.N., B.S.N., Director of Clinic & Nursing Services ^{BS}
Joseph P. Iser, MD, DrPH, MSc, Chief Health Officer

Subject: Nursing Monthly Report – June 2014

DIVISION OF NURSING DIRECTOR REPORT

I. Immunization Program

A. Immunization Clinic Activities

1. Hope World Wide reminder recalls for children 19-35 months- 114 calls made by 1 volunteer for the month of June.
2. Reminder recalls initiated for Special Hepatitis B grant for clients to complete Hepatitis B series.
3. First Back to School meeting with all key players was held on June 10, 2014.

B. Immunization Outreach Activities

1. A vaccine clinic was held at the Hepatitis B Free Las Vegas event at Chaiya Meditation Monastery on June 22 with 22 clients receiving 33 vaccines.
2. In June, the Immunization Child Care team vaccinated 20 child care workers with Tdap vaccine.
3. Education on immunization didactics provided to child care workers on June 23, 2014 at Valley View- 6 attendees.

II. Community Health Nursing Program

A. Child Care Health Consultation (CCHC)

Three classes were provided at two different facilities by the Child Care Health Consultants (CCHC) in June 2014.

There were no new lead cases for the month of June.

B. Nurse Family Partnership (NFP)

The Southern Nevada Health District's Nurse-Family Partnership (NFP) has served 529 low income, first time mothers since its inception in 2008. A total of 260 infants have been born during this period. At present, the six Nurse Home Visitors are serving 161 clients. 56 are participating through the Maternal Infant and Early Childhood Home Visiting Program

(MIECHV) made available through the Nevada Division of Public and Behavioral Health under the Affordable Care Act (ACA).

The Southern Nevada Health District's Nurse-Family Partnership participated in the Maternal and Infant Home Visiting Program Evaluation (MIHOPE) - Strong Start kick-off on June 5, 2014. MIHOPE -Strong Start is a study designed to help understand the ways in which home visiting services can affect maternal and infant health. Two evidence based programs have been selected for the study nationally, including Nurse-Family Partnership. The study is being conducted for the Centers for Medicare and Medicaid Services (CMS). Results of the evaluation may be used to help form Medicaid reimbursement policies. Sixteen clients are now enrolled in the study for the Southern Nevada Health District. The Southern Nevada Health District's Nurse-Family Partnership is committed to enrolling 150 clients into the study through September 2015.

III. Office of HIV/AIDS/STD- Prevention, Care, Surveillance

A. Prevention Services/Community Activities

High Impact Screening Sites that SNHD conducted activities at during the month were:

1. Daily testing at Gay and Lesbian Community Center
2. Richard Steele Health and Wellness
3. Flex Bar
4. CCDC and CLVDC (Correctional Screening)
5. DJJS (Youth Correctional Screening)
6. Phoenix Bar and Lounge at Freedom Park

B. Sexual Health Clinic (HIV and STD Care Services)

During June, the SHC staff has worked diligently to prepare for the upcoming implementation of the Electronic Medical Record System, Netsmart. Since the SHC is the first area of SNHD to launch this program, it has become priority, in order to ensure a smooth transition from Web IZ. The launch date is set for October 1st, 2014.

Community Counseling Center SHC on-site services continue to grow, which ensures more stability and resource management for our HIV clients. Partnering with the community and allowing on-site services makes the difficult task of adjusting to an HIV diagnosis easier for the client to deal with. This partnership is working well.

C. Surveillance

The HIV/AIDS legacy data import is complete. We have built queries to generate program indicator reports for ARTAS clients. We will continue to update our report generation software with program indicator and quality control reports.

D. Staff Facilitated/Attended Education Presentations/Trainings

1. HIV 101 Class at UNLV was held on June 18, 2014
2. ARTAS (Anti Retroviral Treatment and Access to Services) Training June 24-26, 2014.

IV. Tuberculosis Clinic

A. TB Clinic/Surveillance Activities

1. One large case investigation remains ongoing (case involves a local Medical Center).
 - a. Medical Center Update: Screening for all potentially exposed clients, staff, students and family members is ongoing at this time, infant surveillance will continue for another 7 months. No additional tertiary active TB cases identified to date.
2. There are 11 new active cases in June.
 - a. Eight Adult Cases
 - b. Three Pediatric Cases

V. Teen Pregnancy Prevention (TPP)

A. Special Projects, Reports/Events

1. In June, the Teen Advocates for Pregnancy Prevention (TAPP) youth council participated in several educational workshops to complete their "peer educator" training. One TAPP youth member already co-facilitated a June educational session on "Birth Control Facts" to teens participating in a summer youth program.
2. The Teen Pregnancy Prevention (TPP) program's social media campaign continues to draw awareness to teen pregnancy, HIV and STD prevention. During the month of June TPP's UseCondomSenseNV website reached 3,284 unique visitors and the TPP Facebook page received another 650 likes.
3. On June 9, 2014, Teen Pregnancy Prevention Health Educators assisted the Southern Nevada Teen Pregnancy Prevention Coalition with a parent workshop on "How to Talk to Your Teen about Sex" at the Walnut Community Center. The Teen Pregnancy Prevention Program and the Coalition plan to partner to sponsor more parent workshops throughout the summer.

In closing, the Teen Pregnancy Prevention Program always seeks feedback from the teens it serves. Here is some written commentary:

"This program was useful and I think other people need this class, I learned a lot."

"I think that it's a good program and it should go around the world to help other teens."

"Man honestly I think this program showed me a lot, like some new ways to prevent myself from getting an STD, also them videos were good too. Now I know why my girl liked the class."

"You are awesome."

VI. Family Planning Summary

The Family Planning program is now operating with 1 APRN for two service locations due to the resignation of a APRN in June. This has resulted in decreased appointment availability for our clients at both East Las Vegas and Henderson clinics. Nursing management discussions are underway as to how to best to address this issue.

East Las Vegas staff successfully participated in the end of year inventory audit of Family Planning medications.

Family Planning staff continues to work on increasing revenue collection by proof of income declaration forms and scripted messages to clients when scheduling clients and at check out. Family Planning is a contracted provider for Nevada Medicaid, Amerigroup Medicaid and HPN Medicaid. Recruitment for a Senior CHN at East Las Vegas is still underway.

VII. Nursing Administration

A. Students Intern

1. 11 UNLV Nursing students continue their SNHD internships through August 14, 2014.
2. 8 Roseman Nursing students will start their SNHD internships through August 8, 2014.

B. CPR Training

1. Staff is current on CPR training through June 2014.

C. CEU Educational Opportunities

1. Nursing will continue to retain Nevada Nursing Board approval to provide Continuing Education credits for District nurses.

BS: ms


Attachments: June 2014 Statistical Report

**NURSING DIVISION MONTHLY REPORT
June 2014**

Client Encounters by Location	Valley View PHC	ELV PHC	HEND PHC	NLV PHC	Mesquite PHC	400 Shadow PHC	TB Clinic	Laughlin	Targeted Populations**	TOTAL
Immunizations	1,624	551	489	204	58	97			42	3,065
Healthy Kid's Exams	51	45								96
Kid's Clinic Exams	38	24	20							82
Family Planning		651	200							851
Newborn Metabolic Screening	1	1								2
Sexual Health Clinic (HIV & STD)						1,538				1,538
TB Treatment/Control							3,716			3,716
MCH Services									110	110
Administrative Services*	462	198	91	48						799
Other Professional Services (BP, Travel Consult, Test Results, etc.)		13	4							17
TOTAL	2,176	1,483	804	252	58	1,635	3,716	0	152	10,276

* Copies, Medical Records, Shot Records, etc.

** Health Fairs, Adolescent Clinics, Childcare Clinics, Adult Imm, Shots 4 Tots, Refugee, Immunizations, Safenest, Early Head Start, etc.

 = not applicable


CLIENT ENCOUNTERS BY PROGRAM

Programs	YTD 2014	YTD 2013
Immunizations	23,395	28,184
Healthy Kid's Exams	664	481
Kid's Clinic Exams	211	407
Family Planning	7,766	6,982
Newborn Met. Screening	77	74
Sexual Health Clinic-HIV & STD	9,086	9,169
TB Treatment & Control	22,347	19,398
MCH Services	362	340
Administrative Services	3,936	3,700
Other Professional Services	105	106
TOTAL	67,949	68,841

Not all services are available at all locations


Approved by:

 Bonnie Sorenson

 Richard Cichy

 Alice Costello

 Margarita DeSantos

 Marlo Tonge

NURSING DIVISION MONTHLY REPORT
June 2014

IMMUNIZATION PROGRAM	June 2014	YTD 2014	YTD 2013
Flu Vaccine Given	331	7296	11907
Gratis	108	1775	7417
Exemption Class Attendees	3	46	49

VACCINES FOR CHILDREN (VFC)	June 2014	YTD 2014	June 2013
Number of VFC Compliance Visits	13	60	*
Number of AFIX Visits	0	37	*
Number of Follow-Up Contacts	114	627	*
Number of State Requested Visits	14	95	0

PERINATAL HEPATITIS B	June 2014	June 2013
# of Expectant Women	21	23
# of Infants	76	*
Total # of Moms with Infants	64	*
New Cases	5	4
Closed Cases	19	7

CHILDCARE PROGRAM	June 2014	YTD 2014	June 2013
Child Care Audits	15	124	*
Baseline Immunization Rate	75%	75%	*
# of Re-Audits	24	133	*
Re-Audit Immunization Rate	93%	95%	*
# of Nurse Visits	89	301	*
# of Records Reviewed	4133	24236	*

VOLUNTEERS PROGRAM	# of Volunteers	YTD 2014	YTD 2013	# of Calls Made	YTD 2014	YTD 2013
Hope Worldwide Nevada	1	6	11	114	1186	1319

* started collecting data Jan. 2014

NURSING DIVISION MONTHLY REPORT
June 2014

COMMUNITY HEALTH Field Services	Nursing	June 2014	YTD 2014	YTD 2013
MCH Team Home Visits		157	909	977
# Children referred to Growth/Developmental Specialist		1	7	15

COMMUNITY HEALTH Healthy Kid's Team Statistical Data	June 2014	YTD 2014	YTD 2013
Total Exams	99	688	486
Fluoride Varnish	14	158	21
Hemocue	39	231	172
Lead	14	120	107
Ages & Stages	49	364	287

COMMUNITY HEALTH NFP Statistical Data	June 2014	YTD 2014	YTD 2013
Referrals	24	149	141
Enrolled	6	48	59
Active	161		

COMMUNITY HEALTH (MCH) Referrals Received	June 2014	YTD 2014	YTD 2013
# of Referrals Rec'd	73	413	442
# from NICU	49	302	288
# from CPS	7	38	51
# of Lead Referrals	0	1	3
# of Total Admissions	31	149	61

COMMUNITY HEALTH Refugee Health Program	June 2014	YTD 2014	YTD 2013
Clients Seen	47	273	302
Clients Requiring Follow-up for Communicable Disease	13	95	76
Referrals for TB Issues	7	55	44
Referrals for Possible Chronic Hep B	1	8	10
Referrals for OVA & Parasites	5	35	20
Referrals for STD	2	10	9

**NURSING DIVISION MONTHLY REPORT
June 2014**

TUBERCULOSIS CLINIC			
	June 2014	YTD 2014	YTD 2013
Number of Active Cases - Adult	8	40	31
Number of Active Cases - Pediatric	3	13	8
Number of Contact Investigations	5	20	28
Number of Latent Tuberculosis Infection (LTBI) cases (identified via contact investigations) initiating treatment	3	38	33
Number of Clients receiving Case Management Services	78	493	411
Number of Monthly Pulmonary Specialist Clinic Clients Seen	56	395	332
Number of Electronic Disease Notifications	29	183	164
Number of Monthly EDN Clinic Clients Seen	22	38	NA
Outreach Activities during the Month - Presentations, Physician Visits, Correctional Visits, etc.	2	8	18
Directly Observed Therapy (DOT) Field, clinic and televideo encounters	833	8,395	8,049

TEEN PREVENTION PREGNANCY PROGRAM (TPP)		
Teen Prevention Pregnancy Activities	June 2014	YTD 2014
Exhibits	1	33
Health Fairs	0	0
Classes Conducted	10	55
Teen Class Participants	60	474
Parent Class Participants	1	28
Youth Outreach Participants	32	1911
Community Presentations	11	19
Teens Scheduled for FP Appointment	20	103
Social Media	3954	14694

NURSING DIVISION MONTHLY REPORT

June 2014

Office of HIV/AIDS/STD and Sexual Health Clinic - Surveillance

Surveillance			
Morbidity	June 2014	YTD 2014	June 2013
Chlamydia	782 (65)	4977 (770)	726 (118)
Gonorrhea	206 (29)	1219(267)	191 (54)
Primary Syphilis	1	32 (12)	7 (4)
Secondary Syphilis	4	66 (20)	10 (7)
Early Latent Syphilis	5 (1)	105 (27)	15 (9)
Late Latent Syphilis	5 (1)	46 (16)	**
New HIV Diagnosis	34 (17)	148 (80)	17 (9)
New HIV/AIDS Diagnosis	16 (3)	59	8 (2)
New AIDS Diagnosis	7	56	2
New to NV Seeking Care, HIV and AIDS	91	230	7
Perinatally Exposed to HIV	0	9	0
Congenital Syphilis (presumptive)	0	1	0

**Note that late latent was not previously included in 2013 report

*Parenthesis value represents number of cases identified in public settings

Pregnant/Peds Surveillance* Count represents # cases being	YTD 2014	YTD 2013
HIV/AIDS Pregnant Cases	10	6
Syphilis Pregnant Cases	18	17
Pediatric- Perinatal Exposures	28	23

Count equals # kids currently being followed.

*Pregnant females followed by Surveillance (Perpetual count)

DIIS Investigations*	Partners	Clusters	Reactors	OOJ/FUP	Total
Chlamydia	59	0	64	0	123
Gonorrhea	17	0	18	0	35
Syphilis	42	0	36	8	86
HIV/AIDS (New to Care/Returning to Care)	36	0	43	22	101
TOTAL	154	0	161	30	345

Partners= Investigations initiated on named partners

Clusters= Investigations initiated on named clusters (clusters= named contacts who are not sex or needle sharing partners to the index patient)

Reactors= Investigations initiated from positive labs

OOJ= Investigations initiated Out of Jurisdiction reactors/partners/clusters; FUP= Investigations initiated to follow up on previous reactors, partners, or clusters

*HIV/AIDS # includes "Out of Care" run for January

DIIS Partner Services	# Interviews	# Partners/Clusters Notified/Examined	# Partners/Clusters
Chlamydia	102	27	12
Gonorrhea	29	10	4
Syphilis	68	16	14
HIV/AIDS (New to Care/Returning to Care)	61	0	9
TOTAL	260	53	39

**PLEASE NOTE THAT THE MIDDLE COLUMN (NUMBER OF PARTNERS/CLUSTERS) WAS REMOVED BUT IS REPRESENTED IN TABLE ABOVE

**Parenthesis value has been removed and is now represented in the third column

**NURSING DIVISION MONTHLY REPORT
June 2014**

Office of HIV/AIDS/STD and Sexual Health Clinic - Integrated Prevention and Care

Prevention					Positives	
SNHD HIV Testing	June 2014	YTD 2014	June 2013	YTD 2013	YTD 2014	YTD 2013
Outreach/Targeted Testing	305	3989	586	3341	60 (4)	77 (16)
Clinic Screening (SHC/FPC/TB)	361	3328	713	4500	32 (1)	46 (6)
Outreach Screening (Jails, SAPTA)	319	1874	376	2134	5	10 (5)
TOTAL	985	9191	1675	9975	97 (5)	133 (27)

*Parenthesis value represents number that were self-reported previous positive (screening for self-reported previous positives began in 2009)

Care			
Case Management Client Contacts (EIS and Intensive)	June 2014	YTD 2014	YTD 2013
Adults HIV/AIDS	423	2550	1315
Women & Children HIV/AIDS	268	1606	251
TOTAL	691	4156	1566
Early Intervention Clinical Services (EIS)	June 2014	YTD 2014	YTD 2013
RW Eligibility Contacts	87	1033	939
Social Worker Contacts	110	590	187
TOTAL	197	1623	1126

**Please note we are no longer tracking the EIS RN contacts separately.

Sexual Health Clinic			
HIV and STD Services	June 2014	YTD 2014	YTD 2013
STD treatment/screening/exam	1399	8167	5424
HIV Clinic	95	643	359
HIV Rapid Tests	44	276	227
TOTAL	1538	9086	5783

Services delivered via Incentives	June 2014	YTD 2014	YTD 2013
Sexual Awareness Campaign (SAC) Incentives			
DIIS and PVT Medical Referral Received	0	8	239
Partner Cards Distributed	133	924	998
Partner Cards Received	30	174	183
Priority Cards Received	3	61	20
Hepatitis Vaccinations	88	930	304
Gardasil Vaccinations**	40	203	0
Flu vaccine	2	13	0

**Started administering Gardasil in October 2013