

Memorandum

Date: May 8, 2014

To: Southern Nevada District Board of Health

From: Bonnie Sorenson, R.N., B.S.N., Director of Clinic & Nursing Services *BS*
Joseph P. Iser, MD, DrPH, MSc, Chief Health Officer *JPI*

Subject: Nursing Monthly Report – April 2014

DIVISION OF NURSING DIRECTOR REPORT

I. Immunization Program

A. Immunization Clinic Activities

1. Hope World Wide reminder recalls for children 19-35 months- 209 calls made by 1 volunteer for the month of April.
2. The theme for National Child Abuse Prevention is "Pinwheels for Prevention". The immunization clinic decorated the waiting area with pinwheels and an area was set for up children to make pinwheels to take home to promote awareness for National Child Abuse Prevention Month in April.

B. Immunization Outreach Activities

1. In partnership with Immunize Nevada Coalition and Clark County School District, staff conducted an immunization clinic at the Remote Area Event at Bonanza High School on April 5th and 6th with 206 clients and 516 vaccines given.
2. The Immunization Child Care Program had an educational booth at the Nevada Association for the Education of Young Children conference on April 18th. Tdap was offered to attendees. Staff also conducted a breakout session on "Immunizations in the Child Care Setting".
3. In partnership with Immunize Nevada Coalition and Clark County School District, a Tdap/Flu clinic was conducted at Guinn Middle School on March 8th with 51 clients and 74 vaccines. Another clinic was conducted at Mack Lyon Middle School in Mesquite on April 28th with 49 6th graders given Tdap vaccine.
4. Through a grant through the Nevada State Immunization Program, 61 child care centers were contacted to educate on Tdap recommendations for child care workers and offer onsite Tdap clinics/education for staff. Subsequently, 477 records of child care workers were reviewed for Tdap vaccine since 1/31/14 – 4/30/14 with a 30% vaccination rate. 150 child care workers were educated with Tdap given to 105 workers. Of those that qualified for the grant and given Tdap education, 80% were vaccinated.
5. Staff conducted an immunization clinic at the Helen Jydstrup Elementary School for kindergarten roundup activities.

6. Staff attended the "Healthy Kids Day" at the YMCA on Meadows Lane on April 26th with information given on immunizations and Health District services.

II. Community Health Nursing Program

A. Child Care Health Consultation (CCHC)

Three classes were provided at two different facilities by the Child Care Health Consultants (CCHCs) in April 2014. There were no new lead cases for the month of April.

B. Nurse Family Partnership (NFP)

The Southern Nevada Health District's Nurse-Family Partnership (NFP) program has six Nurse Home Visitors serving 159 low income, first time mothers. Fifty-seven (57) clients are now participating through the Maternal Infant and Early Childhood Home Visiting Program (MIECHV) made available through the Nevada Division of Public and Behavioral Health under the Affordable Care Act (ACA). The United States Congress has extended the Maternal Infant and Early Childhood Home Visiting Program funding through Fiscal Year 2015.

The program manager and team leader participated in the quarterly Continuous Quality Improvement meeting on April 10, 2014 as required by the Maternal Infant and Early Childhood Home Visiting grant. One of the nurse home visitors attended the Dyadic Assessment of Naturalistic Child Caregiver (DANCE) Assessment training as required by the Nurse-Family Partnership program model. The three day training occurred in Denver, Colorado. DANCE is a tool developed to evaluate parent/child interactions.

The Southern Nevada Health District's Nurse-Family Partnership program was discussed as a presentation at the Nevada Maternal Child Health Coalition's Spring Symposium on April 30, 2014.

III. Office of HIV/AIDS/STD- Prevention, Care, Surveillance

A. Prevention Services/Community Activities

High Impact Screening Sites that SNHD conducted activities at during the month were:

1. Entourage
2. Charlie's Bar
3. Gay and Lesbian Community Center
4. Richard Steele Health and Wellness
5. CCDC and CLVDC (Correctional Screening)
6. DJJS (Youth Correctional Screening)

B. Sexual Health Clinic (HIV and STD Care Services)

During the month of April, the Sexual Health Clinic celebrated STD awareness month by offering presentations to clients on Sexual Health topics in addition to poster presentations throughout the month. Clients took advantage of these offerings during their wait in the clinic.

Also, the SHC staff continues to work on streamlining processes within the Sexual Health Clinic in order to continue the integration of services.

C. Surveillance

Transition to TriSano is completed for STD legacy data, and we are currently working on importing HIV partner services data. We have also started using TriSano to follow our HIV clients to care. Reports we generate on a regular basis are currently built in Pentaho (report generating software), we have also added reports to help monitor data quality and continue to work on more. Once we get the reports done, we will move to building forms and utilize TriSano in our screening sites.

D. Staff Facilitated/Attended Education Presentations/Trainings

1. Rape Crisis Center Training was held on April 4, 2014.
2. Statutory Sexual Seduction Training was held on April 8, 2014.
3. Careware Data Entry Training was held on April 14, 2014.
4. National HIV Youth Testing Day was held on April 17, 2014.
5. Bi-monthly HIV Fundamentals Course, staff development as well as court ordered was held on April 9, 2014 and April 25, 2014.
6. LGBTQ (Lesbian Gay Bi Sexual Transgender Queer) Wellness Conference was held on April 24, 2014 and April 25, 2014.

IV. Tuberculosis Clinic

A. TB Clinic/Surveillance Activities

1. Two large case investigations are ongoing (cases involve a local Medical Center and a CCSD High School.
 - a. High School, an active case of TB was diagnosis in a CCSD High School on March 28, 2014. SNHD will screen approximately 350 students/staff from the school and repeat the process at the end of May 2014. At this time no secondary active TB cases have been identified.
 - b. Medical Center Update: Screening for all potentially exposed clients, staff, students and family members is ongoing at this time, infant surveillance will continue for another 10 months. No additional tertiary active TB cases identified to date.
2. There are 7 new active cases in April. One individual is a homeless man who was admitted to the hospital after being found on the street. He was found to have pulmonary MTB and advanced renal carcinoma . He was placed on ventilator and expired 5/2/14 at the hospital.

V. Teen Pregnancy Prevention (TPP)

A. Special Projects, Reports/Events

1. During the month of April, Teen Pregnancy Program was able to make direct contact with youth outside their High Schools to increase awareness of the services offered at SNHD and about our message "Use Condom Sense."

The TAPP Youth Council and our Social Media Brand Ambassadors continued organizing and promoting their May 9th teen talent show at Freedom Park. Marketing material and outreach have begun to promote the venue at which the primary message will be safer sex. These youth have joined the SNHD TPP staff in talking with the high school youth to promote healthier outlooks on sexual health. The TAPP organization was recognized this month by the

Board of Health as community health heroes.

Our Social Media Campaign continues to draw attention through our Facebook, Twitter and Instagram pages as well as our SNHD Use Condom Sense web page. We have begun to do advertisements on Facebook to further promote our TPP message. We find many of the Las Vegas valley's youth share the message from our social media.

As an ongoing success, TPP continues to deliver information and scheduling assistance through our hotline to youth and concerned parents.

As part of our core curriculum we always receive positive feedback. Here are some quotes from the month:

"I think that ya'll should do this every where kuz your program got me to want to always use condoms. Thank you for this program."

"It was fun and educational and I learned a lot about being safe and health control."

"I think this program is very educational and teaches a lot about sex and STD. I highly recommend this program to all teens!"

"I feel comfortable using protection now that I learned about different types of viruses and diseases."

VI. Family Planning Summary

The family planning program staff has been working on revenue generation and identification of coverage for those individuals seeking services. The staff is collecting coverage information in an effort to inform contract staff what insurance carrier clients present most often within Family Planning, in an effort to prioritize future contractual efforts. All clients are screened for Medicaid eligibility and services that are provided by an outside agency such as Quest will be billed by the outside agency to Medicaid rather than SNHD. Efforts are currently being made to reduce supply costs with the assistance of Finance.

Cost analysis efforts and the development of a sliding fee schedule which takes into account Medicaid reimbursement and reasonable pricing in accordance with purchase pricing is ready for review by the Finance department with subsequent presentation and approval to the Board of Health.

Client numbers have decreased at both East Las Vegas and Henderson and there are several speculative reasons: clients believe that their new insurance coverage will enable them to establish a medical home and receive family planning services, the SNHD is not recognized as a provider per the client's insurance carrier, clients are asked to provide proof of income to be eligible for the

sliding fee schedule rather than provide this information via self declaration. Proof of income has demonstrated that many clients receiving services at no charge have not scaled as NO PAY on the Poverty guidelines once their true income has been revealed. The change in hours from 8am to 6:30pm Monday through Thursday to 8am to 5:30pm Monday through Friday has also decreased available service slots for those individuals who work.

The management team is working with Netsmart to create the new screens for the Electronic Health Record to be utilized in Family Planning and all of Nursing services.

VII. Nursing Administration

A. Students Intern

1. 5 Roseman University Nursing students completed their SNHD internships on April 17, 2014.

B. CPR Training

1. Staff is current on CPR training through May 2014.

C. CEU Educational Opportunities

1. Nursing will continue to retain Nevada Nursing Board approval to provide Continuing Education credits for District nurses.

BS: ms

Attachments: April 2014 Statistical Report

**NURSING DIVISION MONTHLY REPORT
April 2014**

Client Encounters by Location	Valley View PHC	ELV PHC	HEND PHC	NLV PHC	Mesquite PHC	400 Shadow PHC	TB Clinic	Laughlin	Targeted Populations**	TOTAL
Immunizations	1,769	906	459	282	43				357	3,816
Healthy Kid's Exams	46	49								95
Kid's Clinic Exams	44									44
Family Planning		712	198							910
Newborn Metabolic Screening	3	3	1	1						8
Sexual Health Clinic (HIV & STD)						1,644				1,644
SNHD HIV Tests/Screening		53	31			210			823	1,117
TB Treatment/Control							4,145			4,145
MCH Services									45	45
Administrative Services*	360	161	73	34						628
Other Professional Services (BP, Travel Consult, Test Results, etc.)		13	8							21
TOTAL	2,222	1,897	770	317	43	1,854	4,145	0	1,225	12,473

* Copies, Medical Records, Shot Records, etc.






** Health Fairs, Adolescent Clinics, Childcare Clinics, Adult Imm, Shots 4 Tots, Refugee, Immunizations, Safenest, Early Head Start, etc.

= not applicable

CLIENT ENCOUNTERS BY PROGRAM

Programs	YTD 2014	YTD 2013
Immunizations	16,458	21,099
Healthy Kid's Exams	459	250
Kid's Clinic Exams	46	200
Family Planning	4,077	4,878
Newborn Met. Screening	40	48
Sexual Health Clinic-HIV & STD	5,769	5,783
HIV Total HIV Tests	5,746	5,702
TB Treatment & Control	15,304	12,763
MCH Services		237
Administrative Services	2,469	2,309
Other Professional Services	71	56
TOTAL	50,439	53,325

Not all services are available at all locations

Approved by:
 Bonnie Sorenson
 Alice Costello
 Richard Cichy
 Margarita DeSantos
 Rick Reich

**NURSING DIVISION MONTHLY REPORT
April 2014**

IMMUNIZATION PROGRAM	Apr 2014	YTD 2014	YTD 2013
Flu Vaccine Given	1059	5987	10660
Gratis	157	1158	6258
Exemption Class Attendees	6	35	33

VACCINES FOR CHILDREN (VFC)	Apr 2014	YTD 2014	Apr 2013
Number of VFC Compliance Visits	13	29	*
Number of AFIX Visits	7	34	*
Number of Follow-Up Contacts	118	439	*
Number of State Requested Visits	15	74	12

PERINATAL HEPATITIS B	Apr 2014	Apr 2013
# of Expectant Women	20	78
# of Infants	96	*
Total # of Moms with Infants	86	*
New Cases	3	7
Closed Cases	6	11

CHILDCARE PROGRAM	Apr 2014	YTD 2014	Apr 2013
Child Care Audits	22	90	*
Baseline Immunization Rate	79%	76%	*
# of Re-Audits	27	86	*
Re-Audit Immunization Rate	96%	95%	*
# of Nurse Visits	49	171	*
# of Records Reviewed	5140	16597	*

VOLUNTEERS PROGRAM	# of Volunteers	YTD 2014	YTD 2013	# of Calls Made	YTD 2014	YTD 2013
Hope Worldwide Nevada	1	4	9	209	864	907

* started collecting data Jan. 2014

NURSING DIVISION MONTHLY REPORT
April 2014

COMMUNITY HEALTH Field Services	Nursing	Apr 2014	YTD 2014	YTD 2013
MCH Team Home Visits		159	616	647
# Children referred to Growth/Developmental Specialist		0	5	5

COMMUNITY HEALTH Healthy Kid's Team Statistical Data	Apr 2014	YTD 2014	YTD 2013
Total Exams	106	476	310
Fluoride Varnish	36	113	15
Hemocue	36	159	213
Lead	25	97	176
Ages & Stages	57	261	176

COMMUNITY HEALTH NFP Statistical Data	Apr 2014	YTD 2014	YTD 2013
Referrals	26	107	117
Enrolled	10	36	50
Active	159		

COMMUNITY HEALTH (MCH) Referrals Received	Apr 2014	YTD 2014	YTD 2013
# of Referrals Rec'd	73	284	309
# from NICU	58	211	223
# from CPS	7	30	38
# of Lead Referrals	0	1	1
# of Total Admissions	31	90	36

COMMUNITY HEALTH Refugee Health Program	Apr 2014	YTD 2014	YTD 2013
Clients Seen	45	174	205
Clients Requiring Follow-up for Communicable Disease	23	65	48
Referrals for TB Issues	15	39	28
Referrals for Possible Chronic Hep B	1	6	8
Referrals for OVA & Parasites	7	23	10
Referrals for STD	4	4	5

**NURSING DIVISION MONTHLY REPORT
April 2014**

TUBERCULOSIS CLINIC			
	April 2014	YTD 2014	YTD 2013
Number of Active Cases - Adult	7	18	22
Number of Active Cases - Pediatric	0	1	8
Number of Contact Investigations	5	11	21
Number of Latent Tuberculosis Infection (LTBI) cases (identified via contact investigations) initiating treatment	4	35	22
Number of Clients receiving Case Management Services	30	232	282
Number of Monthly Pulmonary Specialist Clinic Clients Seen	59	240	229
Number of Electronic Disease Notifications	35	127	106
Number of Monthly EDN Clinic Clients Seen	n/a	n/a	n/a
Outreach Activities during the Month - Presentations, Physician Visits, Correctional Visits, etc.	0	6	11
Directly Observed Therapy (DOT) Field, clinic and televideo encounters	1010	3,907	5,157

TEEN PREVENTION PREGNANCY PROGRAM (TPP)		
Teen Prevention Pregnancy Activities	Apr 2014	YTD 2014
Exhibits	5	25
Health Fairs	0	0
Classes Conducted	8	35
Teen Class Participants	79	258
Parent Class Participants	8	27
Youth Outreach Participants	314	1345
Community Presentations	2	7
Teens Scheduled for FP Appointment	17	57
Social Media	1850	7474

NURSING DIVISION MONTHLY REPORT
April 2014
Office of HIV/AIDS/STD and Sexual Health Clinic - Surveillance

Surveillance				
Morbidity	Apr 2014	YTD 2014	Apr 2013	YTD 2013
Chlamydia	795 (94)	3308 (569)	715 (118)	2930 (519)
Gonorrhea	225 (31)	793 (188)	150 (37)	684 (201)
Primary Syphilis	6 (3)	25 (10)	3 (2)	11 (8)
Secondary Syphilis	12 (3)	54 (19)	10 (5)	31 (10)
Early Latent Syphilis	10 (2)	83 (24)	22 (3)	88 (29)
Late Latent Syphilis	4	36 (13)	3 (1)	12 (5)
New HIV Diagnosis	25 (12)	79 (44)	22 (12)	84 (53)
New HIV/AIDS Diagnosis	7 (4)	31 (12)	9 (3)	34 (14)
New AIDS Diagnosis	17	39	10	40
New to NV Seeking Care, HIV and AIDS	30	67	37	80
Perinatally Exposed to HIV	0	6	1	3
Congenital Syphilis (presumptive)	0	1	0	1

**Note that late latent was not previously included in 2013 report

*Parenthesis value represents number of cases identified in public settings

Pregnant/Peds Surveillance* Count represents # cases being	YTD 2014	YTD 2013
HIV/AIDS Pregnant Cases	10	4
Syphilis Pregnant Cases	16	20
Pediatric- Perinatal Exposures	18	12

Count equals # kids currently being followed.

*Pregnant females followed by Surveillance (Perpetual count)

DIIS Investigations*	Partners	Clusters	Reactors	OOJ/FUP	Total
Chlamydia	67	0	63	0	130
Gonorrhea	16	0	16	0	32
Syphilis	64	0	59	1	124
HIV/AIDS (New to Care/Returning to Care)	49	0	48	19	116
TOTAL	196	0	186	20	402

Partners= Investigations initiated on named partners

Clusters= Investigations initiated on named clusters (clusters= named contacts who are not sex or needle sharing partners to the index patient)

Reactors= Investigations initiated from positive labs

OOJ= Investigations initiated Out of Jurisdiction reactors/partners/clusters;Fup= Investigations initiated to follow up on previous reactors, partners, or clusters

*HIV/AIDS # includes "Out of Care" run for January

DIIS Partner Services	# Interviews	# Partners/Clusters Notified/Examined	# Partners/Clusters
Chlamydia	111	28	17
Gonorrhea	24	4	9
Syphilis	105	17	22
HIV/AIDS (New to Care/Returning to Care)	76	5	6
TOTAL	316	54	54

**PLEASE NOTE THAT THE MIDDLE COLUMN (NUMBER OF PARTNERS/CLUSTERS) WAS REMOVED BUT IS REPRESENTED IN TABLE ABOVE

**Parenthesis value has been removed and is now represented in the third column

**NURSING DIVISION MONTHLY REPORT
April 2014**

Office of HIV/AIDS/STD and Sexual Health Clinic - Integrated Prevention and Care

Prevention					Positives	
SNHD HIV Testing	Apr 2014	YTD 2014	Apr 2013	YTD 2013	YTD 2014	YTD 2013
Outreach/Targeted Testing	518	2794	731	2053	41 (3)	51 (6)
Clinic Screening (SHC/FPC/TB)	294	2083	811	3011	23	26 (3)
Outreach Screening (Jails, SAPTA)	305	869	210	852	2	6 (4)
TOTAL	1117	5746	1752	5916	63 (3)	83 (13)

*Parenthesis value represents number that were self-reported previous positive (screening for self-reported previous positives began in 2009)

Care			
Case Management Client Contacts (EIS and Intensive)	Apr 2014	YTD 2014	YTD 2013
Adults HIV/AIDS	429	1709	1166
Women & Children HIV/AIDS	280	1060	487
TOTAL	709	2769	1653

Early Intervention Clinical Services (EIS)	Apr 2014	YTD 2014	YTD 2013
RW Eligibility Contacts	85	369	620
Social Worker Contacts	108	357	78
TOTAL	193	726	698

**Please note we are no longer tracking the EIS RN contacts separately.

Sexual Health Clinic			
HIV and STD Services	Apr 2014	YTD 2014	YTD 2013
STD treatment/screening/exam	1480	5161	5424
HIV Clinic	121	431	359
HIV Rapid Tests	43	177	227
TOTAL	1644	5769	5783

Services delivered via Incentives	Apr 2014	YTD 2014	YTD 2013
Sexual Awareness Campaign (SAC) Incentives			
DIIS and PVT Medical Referral Received	1	7	239
Partner Cards Distributed	105	642	998
Partner Cards Received	17	101	183
Priority Cards Received	11	55	20
Hepatitis Vaccinations	113	733	304
Gardasil Vaccinations**	25	119	0
Flu vaccine	1	4	0

**Started administering Gardasil in October 2013