

Memorandum

Date: March 14, 2014

To: Southern Nevada District Board of Health

From: Bonnie Sorenson, R.N., B.S.N., Director of Clinic & Nursing Services *BS*
Joseph P. Iser, MD, DrPH, MSc, Chief Health Officer *JPI*

Subject: Nursing Monthly Report – March 2014

DIVISION OF NURSING DIRECTOR REPORT

I. Immunization Program

A. Immunization Clinic Activities

1. Hope World Wide reminder recalls for children 19-35 months- 233 calls made by 1 volunteer for the month of March.
2. Pfizer Infant/children electronic, telephonic reminder recall was held on March 14, 2014.
3. Novartis/Televox, telephonic reminder recalls for the month of March, 1,000 calls go out every Thursday for adolescents between 16-18 years in need of an initial booster dose of Meningitis vaccine.
4. Family Leadership Initiatives promoted immunizations at Valley View on March 12, 13, 18 and 19.

B. Immunization Outreach Activities

1. Staff conducted an Immunization clinic at the Women's Wellness/Empowerment Event at the College of Southern Nevada on March 5th with 35 clients and 75 vaccines.
2. The Immunization Child Care program conducted two Immunization presentations to child care staff: Kids First! On March 19th and Kinder Cottage on March 21st, Tdap was offered.
3. An informational mailing was sent out to approximately 150 Vaccines for Children providers regarding each clinic's immunization rate for children 24-35 months and 13 year olds with strategies to improve rates.
4. In partnership with the Immunize Nevada Coalition and Clark County School District, a Tdap/Flu clinic was conducted at Cadwallader Middle School on March 8th with 106 clients receiving 135 vaccines. An additional clinic was conducted at Hughes Middle School in Mesquite with 57 children vaccinated with Tdap.
5. Tdap was give to 42 child care workers at child care centers throughout Clark County utilizing a Nevada Sate Immunization program grant.

II. Community Health Nursing Program

A. Child Care Health Consultation (CCHC)

Three classes were provided at two different facilities by the Child Care Health Consultants (CCHCs) in March 2014. There were no new lead cases for the month of March.

B. Nurse Family Partnership (NFP)

The Nurse-Family Partnership (NFP) has six Nurse Home Visitors serving 153 low income, first time mothers. 52 clients are now participating through the Maternal Infant and Early Childhood Home Visiting Program (MIECHV) made available through the Nevada Division of Public and Behavioral Health under the Affordable Care Act (ACA). Monthly telephone conferences with the Mother and Infant Home Visiting Program Evaluation (MIHOPE) team continue.

The Southern Nevada Health District's Nurse-Family Partnership program had an annual site visit from the Nurse-Family Partnership's National Service Office in March of 2014. The Nurse Consultant from the National Service Office met with the team and introduced the Operational Efficiency Dashboard on the Nurse-Family Partnership's Efforts to Outcomes data system. The dashboard will enable sites to view program outcomes on a monthly basis. The Nurse Consultant also accompanied a Nurse Home Visitor on a home visit.

The team also attended training on Medicaid and the Affordable Care Act on March 12, 2014 to assist the Nurse Home Visitors with client referrals for medical coverage.

III. Office of HIV/AIDS/STD- Prevention, Care, Surveillance

A. Prevention Services/Community Activities

High Impact Screening Sites that SNHD conducted activities at during the month were:

1. Entourage
2. Charlie's Bar
3. Gay and Lesbian Community Center
4. Richard Steele Health and Wellness
5. CCDC and CLVDC (Correctional Screening)
6. DJJS (Youth Correctional Screening)
7. Gay and Lesbian Center held a Health Fair on March 15, 2014.

B. Sexual Health Clinic (HIV and STD Care Services)

During the month of March, the staff in the Sexual Health Clinic have continued their work to include Partnership for Health as a means for educating clients on safer sex practices. The clinic staff have made this prevention program an essential component of patient care and work diligently to assure that each client receives this message.

C. Surveillance

Transition to TriSano is still underway. We are working to get the investigations workflow solidified as well as all required outputs automated. We are also adding a component to TriSano that will allow DIIS to follow our HIV clients to care. Once reports are complete, we will move to utilizing TriSano in our screening sites.

D. Staff Facilitated/Attended Education Presentations/Trainings

1. Bi Monthly HIV Fundamentals Class (court ordered) was held on March 12, 2014 and

March 28, 2014.

2. Monthly First Time Offenders Class (court ordered) was held on March 1, 2014.
3. Yearly competency training was held for all Laboratory Licensed staff with Clearview Technologies on March 28, 2014.

IV. Tuberculosis Clinic

A. TB Clinic/Surveillance Activities

1. Two large case investigations are ongoing (cases involve a local Medical Center and a CCSD High School.
 - a. High School, an active case of TB was diagnosis in a CCSD High School on March 28, 2014. SNHD will screen approximately 400 students from the school and repeat the process at the end of May 2014. At this time no secondary active TB cases have been identified.
 - b. Medical Center Update: Screening for all potentially exposed clients, staff, students and family members is ongoing at this time, infant surveillance will continue for another 10 months. No additional tertiary active TB cases identified to date.
2. There are nine new active cases in March. One individual was transferred to a California Hospital and subsequently went into kidney failure and expired March 25, 2014.

V. Teen Pregnancy Prevention (TPP)

A. Special Projects, Reports/Events

1. During the month of March, Teen Pregnancy Program was able to make direct contact with youth outside their High Schools to increase awareness of the services offered at SNHD and about our message "Use Condom Sense." The TAPP Youth Council and our Social Media Brand Ambassadors began planning and organizing an event by choosing to organize a teen talent show at Freedom Park. Marketing material and outreach have begun to promote the venue at which the primary message will be safer sex. These youth have joined the SNHD TPP staff in talking with the high school youth to promote healthier outlooks on sexual health.

TPP's ongoing efforts to incorporate community partners into teaching a safer sex curriculum was furthered with meetings that established a future teaching relationship with Andre Agassi Preparatory Academy and Nevada Partnership for Homeless Youth. Both organizations are preparing to incorporate the TPP's curriculum as a tool for their youth populations. This will allow us to sustain our project in the future as our community partners continue to teach teen pregnancy prevention.

Our Social Media Campaign continues to draw attention through our Facebook, Twitter and Instagram pages as well as our SNHD Use Condom Sense web page. This past month we had the highest number of unique visitors to our website reaching over 2,300 views. We find many of the Las Vegas valley's youth share the message from our social media.

As an ongoing success, TPP continues to deliver information and scheduling assistance through our hotline.

As part of our core curriculum we always receive positive feedback. Here are some quotes from the month;

"This was a good program I really learned a lot and this class has influenced me in a way where I will now consider all my options when it comes to sex especially condom usage."

"I Honestly didn't think I'd learn anything. However I was super wrong. I have learned so much and will take more precaution in the future. Thank you..."

"This program is a great way to know what you don't know about the world and its diseases. It helps a lot."

"This program taught me way more than I thought I knew. It's very helpful."

"I think this program is very generous and helpful to teens, especially because my generation has a lot of problems with teen's getting pregnant."

VI. Family Planning Summary

The staff continues to work diligently to identify client access to insurance, collect revenue for service whenever possible and refer clients to their appropriate service providers or available ACA sites to sign up for health care coverage.

The change in service hours from 4 10 hr. days to 5 8 hr days has resulted in a decrease in client numbers. Clients continue to request later hours.

The Management and Supervisory staff continue to work with Netsmart, IT and Finance to develop the documentation screens for an Electronic Health Record that can be utilized by all Nursing programs.

VII. Nursing Administration

A. Students Intern

1. 5 Roseman University Nursing students continue their SNHD internships through April 17, 2014.

B. CPR Training

1. Staff is current on CPR training through May 2014.

C. CEU Educational Opportunities

1. Nursing will continue to retain Nevada Nursing Board approval to provide Continuing Education credits for District nurses.

BS: ms

Attachments: March 2014 Statistical Report

**NURSING DIVISION MONTHLY REPORT
March 2014**

Client Encounters by Location	Valley View PHC	ELV PHC	HEND PHC	NLV PHC	Mesquite PHC	400 Shadow PHC	TB Clinic	Laughlin	Targeted Populations**	TOTAL
Immunizations	2,007	988	532	306	58				242	4,133
Healthy Kid's Exams	70	47								117
Kid's Clinic Exams	2									2
Family Planning		859	214							1,073
Newborn Metabolic Screening	4	6								10
Sexual Health Clinic (HIV & STD)						1,225				1,225
SNHD HIV Tests/Screening		36	2			301			699	1,038
TB Treatment/Control										0
MCH Services									50	50
Administrative Services*	355	169	51	59						634
Other Professional Services (BP, Travel Consult, Test Results, etc.)		6	13							19
TOTAL	2,438	2,111	812	365	58	1,526	0	0	991	8,301

* Copies, Medical Records, Shot Records, etc.






** Health Fairs, Adolescent Clinics, Childcare Clinics, Adult Imm, Shots 4 Tots, Refugee, Immunizations, Safenest, Early Head Start, etc.

= not applicable

CLIENT ENCOUNTERS BY PROGRAM

Programs	YTD 2014	YTD 2013
Immunizations	12,642	16,509
Healthy Kid's Exams	364	133
Kid's Clinic Exams	2	149
Family Planning	3,167	3,550
Newborn Met. Screening	32	28
Sexual Health Clinic-HIV & STD	4,125	4,311
HIV Total HIV Tests	4,067	4,203
TB Treatment & Control	11,159	9,168
MCH Services	155	171
Administrative Services	1,841	1,666
Other Professional Services	50	47
TOTAL	37,604	39,935

Not all services are available at all locations

Approved by:
 Bonnie Sorenson
 Alice Costello
 Richard Cichy
 Margarita DeSantos
 Rick Reich

**NURSING DIVISION MONTHLY REPORT
March 2014**

IMMUNIZATION PROGRAM	Mar 2014	YTD 2014	YTD 2013
Flu Vaccine Given	1384	4928	9440
Gratis	345	1001	5125
Exemption Class Attendees	10	29	20

VACCINES FOR CHILDREN (VFC)	Mar 2014	YTD 2014	Mar 2013
Number of VFC Compliance Visits	10	16	*
Number of AFIX Visits	18	27	*
Number of Follow-Up Contacts	107	322	*
Number of State Requested Visits	26	75	4

PERINATAL HEPATITIS B	Mar 2014	Mar 2013
# of Expectant Women	23	36
# of Infants	94	*
Total # of Moms with Infants	85	*
New Cases	7	6
Closed Cases	6	8

CHILDCARE PROGRAM	Mar 2014	YTD 2014	Mar 2013
Child Care Audits	25	68	*
Baseline Immunization Rate	77%	74%	*
# of Re-Audits	25	59	*
Re-Audit Immunization Rate	96%	95%	*
# of Nurse Visits	55	122	*
# of Records Reviewed	4386	11457	*

VOLUNTEERS PROGRAM	# of Volunteers	YTD 2014	YTD 2013	# of Calls Made	YTD 2014	YTD 2013
Hope Worldwide Nevada	1	3	6	233	655	627

* started collecting data Jan. 2014

**NURSING DIVISION MONTHLY REPORT
March 2014**

COMMUNITY HEALTH Field Services	Nursing	Mar 2014	YTD 2014	YTD 2013
MCH Team Home Visits		178	457	479
# Children referred to Growth/Developmental Specialist		3	4	1

COMMUNITY HEALTH Healthy Kid's Team Statistical Data	Mar 2014	YTD 2014	YTD 2013
Total Exams	118	370	191
Fluoride Varnish	34	77	9
Hemocue	48	123	174
Lead	36	72	156
Ages & Stages	76	204	96

COMMUNITY HEALTH NFP Statistical Data	Mar 2014	YTD 2014	YTD 2013
Referrals	27	81	100
Enrolled	5	26	38
Active	153		

COMMUNITY HEALTH (MCH) Referrals Received	Mar 2014	YTD 2014	YTD 2013
# of Referrals Rec'd	79	212	225
# from NICU	54	153	163
# from CPS	6	23	26
# of Lead Referrals	0	1	
# of Total Admissions	30	59	32

COMMUNITY HEALTH Refugee Health Program	Mar 2014	YTD 2014	YTD 2013
Clients Seen	47	129	143
Clients Requiring Follow-up for Communicable Disease	20	42	28
Referrals for TB Issues	10	24	18
Referrals for Possible Chronic Hep B	1	5	7
Referrals for OVA & Parasites	10	16	3
Referrals for STD			2

**NURSING DIVISION MONTHLY REPORT
March 2014**

TUBERCULOSIS CLINIC			
	March 2014	YTD 2014	YTD 2013
Number of Active Cases - Adult	9	11	14
Number of Active Cases - Pediatric	0	1	4
Number of Contact Investigations	5	6	15
Number of Latent Tuberculosis Infection (LTBI) cases (identified via contact investigations) initiating treatment	3	31	17
Number of Clients receiving Case Management Services	28	202	170
Number of Monthly Pulmonary Specialist Clinic Clients Seen	54	186	159
Number of Electronic Disease Notifications	28	92	73
Number of Monthly EDN Clinic Clients Seen	N/A	N/A	N/A
Outreach Activities during the Month - Presentations, Physician Visits, Correctional Visits, etc.	3	6	9
Directly Observed Therapy (DOT) Field, clinic and televideo encounters	963	2,897	3,635

TEEN PREVENTION PREGNANCY PROGRAM (TPP)		
Teen Prevention Pregnancy Activities	Mar 2014	YTD 2014
Exhibits	5	20
Health Fairs	0	0
Classes Conducted	10	27
Teen Class Participants	64	179
Parent Class Participants	7	19
Youth Outreach Participants	206	1031
Community Presentations	3	5
Teens Scheduled for FP Appointment	11	40
Social Media	2534	5624

**NURSING DIVISION MONTHLY REPORT
March 2014**

Office of HIV/AIDS/STD and Sexual Health Clinic - Surveillance

Surveillance				
Morbidity	Mar 2014	YTD 2014	Mar 2013	YTD 2013
Chlamydia	870 (130)	2284 (406)	735 (126)	2215 (401)
Gonorrhea	186 (35)	410 (96)	167 (43)	534 (164)
Primary Syphilis	2	12 (5)	4 (2)	8 (6)
Secondary Syphilis	4	23 (8)	6 (3)	21 (5)
Early Latent Syphilis	13 (1)	50 (11)	22 (7)	66 (26)
Late Latent Syphilis	6 (1)	18 (6)	2 (1)	9 (4)
New HIV Diagnosis	12 (8)	54 (32)	27 (22)	62 (41)
New HIV/AIDS Diagnosis	8 (3)	24(8)	9 (4)	25 (11)
New AIDS Diagnosis	5	22	11	30
New to NV Seeking Care, HIV and AIDS	5	37	16	43
Perinatally Exposed to HIV	4	6	2	2
Congenital Syphilis (presumptive)	1	1	1	1

**Note that late latent was not previously included in 2013 report

*Parenthesis value represents number of cases identified in public settings

Pregnant/Peds Surveillance* Count represents # cases being followed	YTD 2014	YTD 2013
HIV/AIDS Pregnant Cases	10	4
Syphilis Pregnant Cases	14	20
Pediatric- Perinatal Exposures	18	12

*Pregnant females and perinatally exposed children followed by Surveillance (Perpetual count)

DIIS Investigations*	Partners	Clusters	Reactors	OOJ/FUP	Total
Chlamydia	71	0	71	1	143
Gonorrhea	25	0	22	0	47
Syphilis	61	3	66	2	132
HIV/AIDS (New to Care/Returning to Care)	42	2	30	22	96
TOTAL	199	5	189	25	418

Partners= Investigations initiated on named partners

Clusters= Investigations initiated on named clusters (clusters= named contacts who are not sex or needle sharing partners to the index patient)

Reactors= Investigations initiated from positive labs

OOJ= Investigations initiated Out of Jurisdiction reactors/partners/clusters;Fup= Investigations initiated to follow up on previous reactors, partners, or clusters

*HIV/AIDS # includes "Out of Care" run for January

DIIS Partner Services	# Interview	# Partners/Clusters Notified/ Examined
Chlamydia	129	37 (6)
Gonorrhea	43	15 (2)
Syphilis	105	43 (9)
HIV/AIDS (New to Care/Returning to Care)	67	7 (3)
TOTAL	344	102 (20)

**NURSING DIVISION MONTHLY REPORT
March 2014**

Office of HIV/AIDS/STD and Sexual Health Clinic - Integrated Prevention and Care

Prevention					Positives	
SNHD HIV Testing	Mar 2014	YTD 2014	Mar 2013	YTD 2013	YTD 2014	YTD 2013
Outreach/Targeted Testing	473	1905	471	1361	34 (3)	37 (12)
Clinic Screening (SHC/FPC/TB)	339	1497	750	2200	14	21 (2)
Outreach Screening (Jails, SAPTA)	226	665	194	642	2	3 (1)
TOTAL	1038	4067	1415	4203	50 (3)	61 (15)

*Parenthesis value represents number that were self-reported previous positive (screening for self-reported previous positives began in 2009)

Care			
Case Management Client Contacts (EIS and Intensive)	Mar 2014	YTD 2014	YTD 2013
Adults HIV/AIDS	413	1280	933
Women & Children HIV/AIDS	266	780	442
TOTAL	679	2060	1375

Early Intervention Clinical Services (EIS)	Mar 2014	YTD 2014	YTD 2013
RW Eligibility Contacts	108	284	464
Social Worker Contacts	92	249	27
TOTAL	200	533	491

**Please note we are no longer tracking the EIS RN contacts separately.

Sexual Health Clinic			
HIV and STD Services	Mar 2014	YTD 2014	YTD 2013
STD treatment/screening/exam	1103	3681	3916
HIV Clinic	67	310	263
HIV Rapid Tests	55	134	173
TOTAL	1225	4125	4179

Services delivered via Incentives	Mar 2014	YTD 2014	YTD 2013
Sexual Awareness Campaign (SAC) Incentives			
DIIS and PVT Medical Referral Received	1	6	144
Partner Cards Distributed	196	537	741
Partner Cards Received	29	84	137
Priority Cards Received	22	44	11
Hepatitis Vaccinations	119	620	234
Gardasil Vaccinations**	26	94	0
Flu vaccine	0	3	0

**Started administering Gardasil in October 2013