

Memorandum

Date: January 8, 2014

To: Southern Nevada District Board of Health

From: Bonnie Sorenson, R.N., B.S.N., Director of Clinic & Nursing Services
Joseph P. Iser, MD, DrPH, MSc, Chief Health Officer

BA

JPI

Subject: Nursing Monthly Report – November 2013

DIVISION OF NURSING DIRECTOR REPORT

I. Immunization Program

A. Immunization Clinic Activities

1. Hope World Wide reminder recalls for children 19-35 months. 227 calls were made by 1 volunteer for November.
2. Pfizer Infant/children electronic, telephonic reminder recall was November 12, 2013.
3. November is national Diabetes month. Immunization clinic promoted Hepatitis B vaccinations for Adults with Diabetes. Flyers were displayed throughout the clinic.

B. Immunization Outreach Activities

1. 316 vaccines were provided to 115 clients at the Project Homeless Connect event at Cashman Center on November 19, 2013.
2. Flu and Tdap clinics were conducted in three child care centers with 31 clients receiving 56 vaccinations. 11 Tdap vaccines were given to caregivers of young children.
3. An Immunization presentation was conducted at the West Side Library on November 23, 2013.
4. November Immunization Outreach Flu clinics were held at the following locations;
 - a. Las Vegas Chamber of Commerce with 21 clients immunized.
 - b. Eastside Health Fair with 63 clients immunized.
 - c. Review Journals Live Well Fair at Texas Station with 119 clients immunized.
 - d. Goynes Elementary School with 10 clients immunized.
 - e. McCall Elementary School with 9 clients immunized.

II. Community Health Nursing Program

A. Child Care Health Consultation (CCHC)

Three classes were provided at three different facilities by the Child Care Health Consultants (CCHCs) in November 2013. One new lead case was admitted during the month of November.

B. Nurse Family Partnership (NFP)

The Nurse-Family Partnership (NFP) has 137 active clients. 47 clients are participating through

the Maternal Infant and Early Childhood Home Visiting Program (MIECHV) made available with funds provided through the Nevada Division of Health under the Affordable Care Act (ACA). The MIECHV program has a goal of 50 clients. The Southern Nevada Health District has completed the enrollment of 60 clients for the MIHOPE study and will start enrolling additional clients in the MIHOPE and MIHOPE-Strong Start (specifically for the Medicaid population) research study in January.

III. Office of HIV/AIDS/STD- Prevention, Care, Surveillance

A. Prevention Services/Community Activities

High Impact Screening Sites that SNHD conducted activities at during the month were:

1. Stand Down for the Homeless
2. Charlie's Bar
3. Gay and Lesbian Community Center
4. Richard Steele Health and Wellness (African American/Hispanic youth)
5. CCDC and CLVDC (Correctional Screening)
6. DJJS (Youth Correctional Screening)
7. The Office of HIV/AIDS/STDs assisted the TB clinic in two of their outbreak investigations; the Summerlin Hospital investigation and the Coronado HS investigation. Staff helped with the call center, interviewing and drawing blood. They also helped with data entry.

B. Office of HIV/AIDS/STDs/Sexual Health Clinic Educational Presentations conducted or attended during the month were:

1. Bi-monthly HIV Fundamentals Course, staff development as well as court ordered.
2. Monthly First time Offenders Prostitution Program which is court ordered.
3. Staff facilitated TOPSAFE training which is a field safety training for employees and community partners who work in the field
4. Transgender day of Empowerment education dissemination
5. Staff presented at Kaiser Permanente Symposium convention. This event is for providers of services from Kaiser Permanente. The focus was on STD's and HIV in Clark County.

C. Sexual Health Clinic (HIV and STD Care Services)

Cross Training has begun for nursing staff in SAPTA programs and the Sexual Health Clinic. Nursing staff that worked primarily in the field and in the clinic have begun to switch roles and cross train to these other areas. The SAPTA programs underwent a review this month and oversight and management has been transferred to staff in the Sexual Health Clinic. Services in this program are being evaluated in order to tailor the program to better meet the needs of the clients they serve.

D. Surveillance

Surveillance continues to work hard with Informatics staff to get TriSano up and running. We have successfully mirrored reports due to the state on weekly basis. This was the last step to ensure timely reporting on our STD data to the NSHD as per our grant requirements. We plan to start training staff during the month of December.

IV. Tuberculosis Clinic

A. TB Clinic/Surveillance Activities

1. TB staff continue to conduct a multi-disciplinary investigation in to an active case (with fatalities) at a local Medical Center. The Incident Command System (ICS) was de-mobilized in November.
 - a. Screening for all potentially exposed clients, staff, students and family members is ongoing at this time.
 - b. SNHD continues to operate a "Latent TB Clinic" at 400 Shadow Lane (The Shadow Lane Professional building) to assist in the large number of clients.
 - c. Began an investigation at a local high school. SNHD has had outstanding cooperation and support of CCSD. This investigation has grown to over 300 students.

V. Family Planning

Family Planning continues to work towards service efficiencies and preparations for implementation of ACA. Staff assignments, scheduling, efficiencies in utilization of contraceptive methods, scripts for scheduling appointments, revamping of forms for client use and making inquiries into billing options for lab tests for Medicaid clients are all in progress. Family Planning also is in the process of moving towards less paper retention (therefore less paper storage). To that end, using already budgeted dollars, desk top scanners are being purchased for use at the front desk in both the Henderson and East Las Vegas locations. Scanning of several prior years records will commence soon.

VI. Teen Pregnancy Prevention (TPP)

A. Special Projects, Reports/Events

1. During the month of November, the TPP program provided outreach to CCSD High School students at Valley, Rancho, Western, Basic and Foot Hills High School.
2. Eighteen Family Planning appointments were made at SNHD Family Planning clinics as a result of outreach in the community and the teen hotline.
3. The UseCondomSenseNV Website had 921 unique visits. The Facebook page had 25 likes and the Twitter site had 12 new followers.
4. The Teen Advocates for Pregnancy Prevention (TAPP) Youth applied for a YNAPP grant. If the grant is awarded to TAPP, the youth plan to host an outreach event in the spring of 2014.
5. The Southern Nevada Teen Pregnancy Prevention Coalition (SNTPPC) hosted its second fall parent workshop on November 12, 2013. The first workshop held in October had over 40 parents in attendance. The next SNTPPC membership meeting will be held January 28, 2014.
6. On November 18, 2013, the Teen Pregnancy Prevention (TPP) program held a semi-annual advisory board meeting. TPP staff provided attendees with an update on year three program activities. Thirteen community partners attended and participated in a brainstorming session on how to create program sustainability. One Health Educator is on medical leave and a replacement for Xavier Foster is in progress.
7. The TPP program completed and submitted all required end-of-year reports to the Office of Adolescent Health on November 15, 2013.

VII. Nursing Development/Community Outreach Educator Program

A. Education

1. Conducted 2 CPR classes with 9 attending.
2. Scheduled 2 CPR classes for December 2013.

B. Student Activities

1. Facilitated paperwork for 2 Pharmacy students.
2. 8 UNLV nursing students continued their Community Health rotation.

C. Other Activities

1. Worked in the TB Clinic 3 days a week.

BS: ms

Attachments: November Statistical Report
November Service Education Calendar
Nurse Family Partnership Information

**NURSING DIVISION MONTHLY REPORT
November 2013**

Client Encounters by Location	Valley View PHC	ELV PHC	HEND PHC	NLV PHC	Mesquite PHC	400 Shadow PHC	TB Clinic	Laughlin	Targeted Populations**	TOTAL
Immunizations	1,855	919	526	310	94			26	366	4,096
Healthy Kid's Exams	58	41								99
Kid's Clinic Exams	20	32	62							114
Family Planning		777	252							1,029
Newborn Metabolic Screening	8	5								13
Sexual Health Clinic (HIV & STD)						1,440				1,440
SNHD HIV Tests/Screening		143	49			494			703	1,389
TB Treatment/Control							4,592			4,592
MCH Services									39	39
Administrative Services*	208	95	47	33						383
Other Professional Services (BP, Travel Consult, Test Results, etc.)		16	3							19
TOTAL	2,149	2,028	939	343	94	1,934	4,592	26	1,108	13,213

* Copies, Medical Records, Shot Records, etc.

** Health Fairs, Adolescent Clinics, Childcare Clinics, Adult Imm, Shots 4 Tots, Refugee, Immunizations, Safenest, Early Head Start, etc.

= not applicable

CLIENT ENCOUNTERS BY PROGRAM

Programs	YTD 2013	YTD 2012
Immunizations	60,751	53,156
Healthy Kid's Exams	971	***
Kid's Clinic Exams	1,772	***
Family Planning	12,276	12,899
Newborn Met. Screening	166	***
Sexual Health Clinic-HIV & STD	17,124	***
HIV Total HIV Tests	17,186	16,547
TB Treatment & Control	39,633	62,855
MCH Services	650	***
Administrative Services	8,965	***
Other Professional Services	193	***
TOTAL	159,687	145,457

*** Started collecting data January 2013

Not all services are available at all locations

Approved by:

Bonnie Sorenson
 Alice Costello
 Richard Cichy
 Margarita DeSantos
 Rick Reich

**NURSING DIVISION MONTHLY REPORT
November 2013**

IMMUNIZATION PROGRAM	Nov 2013	YTD 2013	YTD 2012
Flu Vaccine Given	2266	19553	*
Gratis	549	10776	*
Exemption Class Attendees	10	105	*

VACCINES FOR CHILDREN (VFC)	Nov 2013	YTD 2013	Nov 2012
Number of VFC Providers	136		147
Number of Closed Providers	1	10	*
Number of New Enrollments	1	24	*
Number of VFC / AFIX Visits	19	234	2
Number of Feedback/Follow-Up Visits	61	668	8
Number of State Requested Visits	1	87	
Average Immunization Rate For VFC Providers (4:3:1:3:3:1:4)	59%	65.58%	*

PERINATAL HEPATITIS B	Nov 2013	Nov 2012
Total Active Cases	180	258
# of Expectant Women	18	25
New Cases	2	10
Closed Cases	6	*

CHILDCARE PROGRAM	Nov 2013	YTD 2013	YTD 2012
Child Care Audits/Re-audits	18	447	*
Feedback	30	323	*
Average Immunization Rate	85%	85%	*

VOLUNTEERS PROGRAM	# of Volunteers	YTD 2013	YTD 2012	# of Calls Made	YTD 2013	YTD 2012
Hope Worldwide Nevada	1	15	22	227	2093	*

* Started collecting data Jan 2013

**NURSING DIVISION MONTHLY REPORT
November 2013**

COMMUNITY HEALTH Field Services	Nursing	Nov 2013	YTD 2013	YTD 2012
MCH Team Home Visits		122	1676	1852
# Children referred to Growth/Developmental Specialist			27	*

COMMUNITY HEALTH Healthy Kid's Team Statistical Data	Nov 2013	YTD 2013	YTD 2012
Total Exams	102	985	1300
Fluoride Varnish		36	684
Hemocue	55	428	353
Lead	23	290	273
Ages & Stages	47	574	725

COMMUNITY HEALTH NFP Statistical Data	Nov 2013	YTD 2013	YTD 2012
Referrals	23	289	272
Enrolled	10	100	74
Active	137		

COMMUNITY HEALTH (MCH) Referrals Received	Nov 2013	YTD 2013	YTD 2012
# of Referrals Rec'd	65	815	*
# from NICU	46	556	*
# from CPS	6	80	*
# of Lead Referrals	1	7	*
# of Total Admissions	1	92	*

COMMUNITY HEALTH Refugee Health Program	Nov 2013	YTD 2013	YTD 2012
Clients Seen	39	551	466
Clients Requiring Follow-up for Communicable Disease	6	130	95
Referrals for TB Issues	3	73	*
Referrals for Possible Chronic Hep B		16	*
Referrals for OVA & Parasites	2	34	*
Referrals for STD	1	17	*

* Started collecting data January 2013

**NURSING DIVISION MONTHLY REPORT
November 2013**

TUBERCULOSIS CLINIC			
	November 2013	YTD 2013	YTD 2012
Number of Active Cases - Adult	5	50	*
Number of Active Cases - Pediatric	2	18	*
Number of Contact Investigations	2	42	*
Number of Latent Tuberculosis Infection (LTBI) cases (identified via contact investigations) initiating treatment	13	89	*
Number of Clients receiving Case Management Services	113	842	*
Number of Monthly Pulmonary Specialist Clinic Clients Seen	61	627	*
Number of Electronic Disease Notifications	27	321	*
Number of Monthly EDN Clinic Clients Seen			*
Outreach Activities during the Month - Presentations, Physician Visits, Correctional Visits, etc.	1	30	*
Directly Observed Therapy (DOT) Field, clinic and televideo encounters	1191	14904	*

* Started collecting data January 2013

TEEN PREVENTION PREGNANCY PROGRAM (TPP)		
Teen Prevention Pregnancy Activities	Nov 2013	YTD 2013
Exhibits	0	27
Health Fairs	0	3
Classes Conducted	5	50
Teen Class Participants	59	486
Parent Class Participants	21	1935
Youth Outreach Participants	380	6576
Community Presentations	1	94
Teens Scheduled for FP Appointment	18	122
Social Media	947	5870

**NURSING DIVISION MONTHLY REPORT
November 2013**

Office of HIV/AIDS/STD and Sexual Health Clinic - Surveillance

Surveillance			
Morbidity	Nov 2013	YTD 2013	Nov 2012 YTD 2012
Chlamydia	707 (114)	8640 (1411)	737 (142) 7861 (1404)
Gonorrhea	188 (48)	2060 (552)	165 (47) 1770 (492)
Primary Syphilis	3 (1)	46 (23)	6 (4) 27 (12)
Secondary Syphilis	7 (2)	98 (43)	5 (1) 62 (23)
Early Latent Syphilis	15 (5)	207 (65)	22 (88) 187 (65)
New HIV/AIDS Diagnosis	12 (4)	242 (139)	16 204
New HIV/AIDS Diagnosis	4 (1)	110 (41)	7 114
New AIDS Diagnosis	10	86	11 74
New to NV Seeking Care, HIV and AIDS	14	232	24 189
Perinatally Exposed to HIV	2	10	1 10
Congenital Syphilis (presumptive)	0	2	0 0

*Parenthesis value represents number of cases identified in public settings

Pregnant/Peds Surveillance* Count represents # cases being followed	YTD 2013	YTD 2012
HIV/AIDS Pregnant Cases	16	9
Syphilis Pregnant Cases	24	24
Pediatric- Perinatal Exposures	15	18

*Pregnant females and perinatally exposed children followed by Surveillance (Perpetual count)

DIIS Investigations*	Partners	Clusters	Reactors	OOJ/FUP Total
Chlamydia	44	0	64	2 110
Gonorrhea	13	0	23	0 36
Syphilis	34	8	49	1 92
HIV/AIDS (New to Care/Returning to Care)	19	1	49	3 72
TOTAL	110	9	185	6 310

Partners= Investigations initiated on named partners

Clusters= Investigations initiated on named clusters (clusters= named contacts who are not sex or needle sharing partners to the index patient)

Reactors= Investigations initiated from positive labs

OOJ= Investigations initiated Out of Jurisdiction reactors/partners/clusters; Fup= Investigations initiated to follow up on previous reactors, partners, or clusters

*HIV/AIDS # includes "Out of Care" run for January

DIIS Partner Services	# Interviews	# Partners/Clusters	# Partners/Clusters Notified/ Examined
Chlamydia	47	42	22 (2 pending)
Gonorrhea	16	12	8
Syphilis	17	23	10 (5 pending)
HIV/AIDS (New to Care/Returning to Care)	17	18	10 (5 pending)
TOTAL	97	95	50 (12 pending)

**NURSING DIVISION MONTHLY REPORT
November 2013**

Office of HIV/AIDS/STD and Sexual Health Clinic - Integrated Prevention and Care

Prevention					Positives	
SNHD HIV Testing	Nov 2013	YTD 2013	Nov 2012	YTD 2012	YTD 2013	YTD 2012
Outreach/Targeted Testing	566	6592	427	5858	125 (18)	145 (40)
Clinic Screening (Sexual Health Clinic/Family Planning Clinic)	686	8331	680	7874	71 (6)	67 (4)
Outreach Screening - Jails, Substance Abuse Prevention and Treatment Agency (SAPTA)	137	2206	135	2689	11 (5)	10 (4)
TOTAL	1389	17129	1242	16421	207 (29)	222 (48)

*Parenthesis value represents number that were self-reported previous positive (screening for self-reported previous positives began in 2009)




Care			
Case Management Client Contacts (EIS and Intensive)	Nov 2013	YTD 2013	YTD 2012
Adults HIV/AIDS	428	3143	3,893
Women & Children HIV/AIDS	255	1639	3,450
TOTAL	683	4782	7,343

Early Intervention Clinical Services (EIS)	Nov 2013	YTD 2013	YTD 2012
Ryan White Eligibility Contacts	78	1550	*
Early Intervention Services Nurse Contacts	24	668	*
Social Worker Contacts	100	510	*
TOTAL	202	2,728	0

Sexual Health Clinic			
HIV and STD Services	Nov 2013	YTD 2013	YTD 2012
STD treatment/screening/exam	1308	15531	*
HIV Clinic	90	963	*
HIV Rapid Tests	42	630	*
TOTAL	1440	17124	0

Services delivered via Incentives	Nov 2013	YTD 2013	YTD 2012
Sexual Awareness Campaign (SAC) Incentives	3	308	
DIIS and PVT Medical Referral Received			596
Partner Cards Distributed	158	2640	2376
Partner Cards Received	42	491	492
Priority Cards Received	20	238	110
Hepatitis Vaccinations	275	1515	605
Gardasil Vaccinations	46	126	**

**Started administering Gardasil in October 2012 *Started collecting data Jan 2013

Sunday	Monday	Tuesday	Wednesday	Thursday	Friday	Saturday
<h1>NOVEMBER 2013</h1> In-Service Education						
					1	2
3	4	5 NILE WEBINAR: Vaccine Safety 12:30 Questions? Contact Sherry X1370 M/W/F X1310 T/Th	6 HIV Fundamentals 10:00 400 Shadow Lane Ste. 208 Marnita X0835	7	8	9
10	11 	12	13	14 CPR Renewal 9:00 VV Conf. Room 1 RSVP Sherry X1370 or X1310 BBP Class 8:30 VV IT Conf. Room RSVP Dale X0870	15	16
17	18	19	20	21	22	23
24	25	26 CPR Renewal 9:00 VV Conf. Room 1 <i>Class is full</i>	27	28 	29 	30



NURSE FAMILY PARTNERSHIP

November 12, 2013

The Southern Nevada Health District Nurse Family Partnership Program, the first nurse family partnership unit in the state of Nevada, opened its door to clients in September 2008. Research by the National Service Office of Nurse Family Partnership and our contract with the National Office requires us to limit each nurse's caseload to twenty-five active clients. We currently have 131 actively enrolled clients. We have had a total of 269 births in the program.

The following tables provide you with information about SNHD's Nurse Family Partnership program. The first table entitled "**Client Profile**" provides demographic information about the clients we serve compared to like information about clients served by NFP units across the nation. The second table entitled "**Goals and Objectives**" provides you with data to evaluate the progress of our unit, in comparison with units across the nation, in obtaining the goals and objectives of Nurse Family Partnership.

Client Profile

Profile Items	Southern Nevada Health District	National Average
% under 19 years of age	58%	55%
Median Age	19	19
High school diploma or GED	44%	57%
Married	16%	16%
Median household income	\$9000.00	\$9,000.00
Primary Language		
English	60%	86%
Spanish	39%	12%
Other	0.7%	2.4%

Goals and Objectives

	SNHD NFP	National NFP	NFP Objective
Enrolled by 16 weeks gestation	65%	45%	60% or more
Enrolled by 28 weeks gestation	99.3%	94.3%	100%
Subsequent pregnancies (24 mos.)	32.5%	29%	25% (or less)
Premature Birth	7.7%	9.5%	7.6%
Low birth weight Baby	6.2%	9.8%	5.0%
Initiated Breastfeeding	93.1%	80.1%	78%
Breastfeeding @ 6 months	31.6%	28.9%	50%
Infants Immunizations current @ 6 mos	91%	88%	90%
Immunizations current @ 12 Months	91%	88%	90%

Maternal Outcomes

Subsequent pregnancies

Length of time postpartum	Number of clients	% subsequent pregnancies	NFP objective
6 months	172	3%	
12 months	129	11%	
18 months	99	23%	
24 months	77	33%	25% or less

At 24 months postpartum, 38 of our clients are employed.

Current Education and Work Status for Active Clients:

There are currently 61 (48.8%) clients without a High School Diploma or GED. 63 clients have a High School Diploma or GED (50.4%). 11 clients (17.2%) are enrolled in school. 15 clients (12%) are working full-time and 26 clients (20.8%) are working part-time.