

Memorandum

Date: August 8, 2013

To: Southern Nevada District Board of Health

From: Bonnie Sorenson, R.N., B.S.N., Director of Clinic & Nursing Services *BS*
John Middaugh, M.D., Interim Chief Health Officer *JM*

Subject: Nursing Monthly Report – July 2013

DIVISION OF NURSING DIRECTOR REPORT

I. Immunization Program

A. Immunization Clinic Activities

1. Hope World Wide reminder recalls for children 19-35 months- 172 calls made by 1 volunteer for the month of July.
2. Novartis sent out 5,000 letters to adolescent age 11-15 years who have not received a dose of meningitis vaccine.
3. Merck provided an in-service on HPV for staff July 18, 2013.
4. Annual Immunization Competency training provided for staff in preparation for Back to School- 73 staff members attended the training.

B. Immunization Outreach Activities

1. An immunization clinic was conducted on July 20, 2013 for the Nevada Youth Alliance Back to School Event at Cashman Center with 130 children vaccinated.
2. SNHD staff member conducted the Nevada Immunization Learning Exchange webinar on "Child Care Immunization Requirements" with 74 attendees.

II. Community Health Nursing Program

A. Child Care Health Consultation (CCHC)

Four classes were provided at three different facilities by the Child Care Health Consultants (CCHCs) in July 2013. There were no new lead cases for the month of July.

B. Nurse Family Partnership (NFP)

The Nurse Family Partnership (NFP) program has 126 active clients. 40 clients are enrolled in the Maternal Infant and Early Childhood Home Visiting (MIECHV) program funded through the Affordable Care Act. 43 clients are participating in the Mother and Infant Home Visiting Program Evaluation (MIHOPE) mandated by Congress as part of the Affordable Care Act. The program has enrolled 444 clients and has had 242 births since 2008.

The program Team Leader and manager participated in the quarterly Continuous Quality Improvement meeting required as part of the MIECHV program July 15, 2013.

III. Office of HIV/AIDS/STD- Prevention, Care, Surveillance

A. Prevention Services/Community Activities

High Impact Screening Sites:

1. Goodtimes
2. Gay and Lesbian Community Center
3. Richard Steele Health and Wellness (African American/Hispanic youth)
4. Kinky Karnival
5. Clark County Detention Center (CCDC) (Correctional Screening)
6. Department of Juvenile Justice Services (DJJS) (Youth Correctional Screening)

B. Office of HIV/AIDS/STDS/Sexual Health Clinic Educational Presentations

1. Bi-monthly HIV Fundamentals Course, staff development as well as court ordered.
2. Monthly First time Offenders Prostitution Program (FOPP), court ordered.

C. Sexual Health Clinic (HIV and STD Care Services)

During the month of July, the Sexual Health Clinic Physician, APN and all Nursing staff began regular policy and case review to ensure a smooth transition from their training experience to full implementation of knowledge to skills. Staff has been fully involved in improving services including those operations at outreach sites. Also, during the month of July, the State of Nevada conducted a review of the lab and staff competencies. There were no deficiencies identified.

D. Surveillance

All efforts to move toward the new Surveillance system, TriSano, have continued. Surveillance continues to scan Surveillance reports for electronic access. Surveillance staff are continuing with cross training across all data systems currently utilized and will work toward streamlining some of the current work processes.

IV. Tuberculosis Clinic

A. TB Clinic/Surveillance Activities

1. Laurie Hickstein (Senior Community Health Nurse) and Haley Blake (Senior Disease Investigation and Intervention Specialist) provided case management advice to staff at Summerlin Medical Center.
2. Case Management staff provided oversight for two active TB cases being treated in the private sector.
3. The quarterly cohort review was held this month with 20 cases reviewed. This is an on-going CDC mandated program requirement.
4. Conducting ongoing recruitments for two key nursing staff positions; TB Clinic Supervisor and Community Health Nurse I/II.

VI. Public Health Centers (PHC)

- A. East Las Vegas and Henderson PHC**
Refer to the monthly statistical report.

VII. Teen Pregnancy Prevention (TPP)

A. Special Projects

1. The Southern Nevada Teen Pregnancy Prevention Coalition has planned a Community Leaders' Forum - Teen Pregnancy Prevention: Community Action to Empower Youth to be Healthy & Productive Contributors to Society on August 8, 2013 from 9:00am -12:00pm. Approximately 60 community leaders will be attending.
2. TPP's marketing campaign, "Use Condom Sense" has scheduled an End of Summer event featuring music by entertainers "Romeo and Joe Brooks." The event will be hosted by teen television star Jamila Valazquez. The event will be held on August 25th.

IV. Family Planning Summary

The family planning staff has completed an update of all laboratory procedures. The East Las Vegas (ELV) PHC was reviewed by the State Laboratory auditors and was found to have no deficiencies. The District is now eligible for Exempt Laboratory status and the ELV PHC holds the licensure for 11 District sites.

X. Nursing Development/Community Outreach Educator Program

A. Education

1. Conducted 1 CPR classes with 6 attending.
2. Continued to update Immunization Didactic.
3. Scheduled Immunization Didactic class for August.

B. Student Activities

1. 12 UNLV Nursing students continue their community rotation.
2. Facilitated paperwork for 2 Pharmacy students.

C. Other Activities

1. Worked in the TB Clinic 3 days a week.
2. Attended large group TB meeting.

BS: ms

Attachments: July Statistical Report
July Service Education Calendar
Poster Presentation
Event Flyer

**NURSING DIVISION MONTHLY REPORT
July 2013**

Client Encounters by Location	Valley View PHC	ELV PHC	Hend PHC	NLV PHC	Mesquite PHC	400 Shadow PHC	TB Clinic	Laughlin	Targeted Populations**	TOTAL
Immunizations	1,766	878	545	284	62				179	3,714
Healthy Kid's Exams	68	55								123
Kid's Clinic Exams	38	37	45							120
Family Planning		878	346							1,224
Newborn Metabolic Screening	13	8	1	3						25
Sexual Health Clinic (HIV & STD)						1,615				1,615
SNHD HIV Tests/Screening		89	29			838			1,112	2,068
TB Treatment/Control							3,595			3,595
MCH Services									70	70
Administrative Services*	386	214	99	52	4					755
Other Professional Services (BP, Travel Consult, Test Results, etc.)		15	11							26
TOTAL	2,271	2,174	1,076	339	66	2,453	3,595	0	1,361	13,335

* Copies, Medical Records, Shot Records, etc.

** Health Fairs, Adolescent Clinics, Childcare Clinics, Adult Imm, Shots 4 Tots, Refugee, Immunizations, Safenest, Early Head Start, etc.

= not applicable

CLIENT ENCOUNTERS BY PROGRAM

Programs	YTD 2013	YTD 2012
Immunizations	31,898	22,967
Healthy Kid's Exams	494	***
Kid's Clinic Exams	527	***
Family Planning	8,206	7,479
Newborn Met. Screening	99	***
Sexual Health Clinic-HIV & STD	10,784	***
HIV Total HIV Tests	11,780	10,745
TB Treatment & Control	22,993	41,789
MCH Services	410	***
Administrative Services	4,455	***
Other Professional Services	132	***
TOTAL	91,778	82,980

*** Started collecting data January 2013

Not all services are available at all locations

Approved by:

BS Bonnie Sorenson
 ✓ Alice Costello
 ✓ Richard Cichy
 ✓ Margarita DeSantos
 ✓ Rick Reich

NURSING DIVISION MONTHLY REPORT
July 2013

IMMUNIZATION PROGRAM	July 2013	YTD 2013	YTD 2012
Flu Vaccine Given		11907	*
Gratis	373	7790	*
Exemption Class Attendees	12	61	*

VACCINES FOR CHILDREN (VFC)	July 2013	YTD 2013	July 2012
Number of VFC Providers	138		149
Number of Closed Providers	4	6	*
Number of New Enrollments	3	23	*
Number of VFC / AFIX Visits	27	137	7
Number of Feedback/Follow-Up Visits	63	385	40
Number of State Requested Visits	8	43	3
Average Immunization Rate For VFC Providers (4:3:1:3:3:1:4)	68%	60.67%	*

PERINATAL HEPATITIS B	July 2013	July 2012
Total Active Cases	185	249
# of Expectant Women	27	18
New Cases	5	2
Closed Cases	8	*

CHILDCARE PROGRAM	July 2013	YTD 2013	YTD 2012
Child Care Audits/Re-audits	87	347	*
Feedback	22	254	*
Average Immunization Rate	86%		*

VOLUNTEERS PROGRAM	# of Volunteers	YTD 2013	YTD 2012	# of Calls Made	YTD 2013	YTD 2012
Hope Worldwide Nevada	1	12	22	172	1491	*

* Started collecting data Jan 2013

**NURSING DIVISION MONTHLY REPORT
July 2013**

COMMUNITY HEALTH Field Services	Nursing	July 2013	YTD 2013	YTD 2012
MCH Team Home Visits		149	1126	1113
# Children referred to Growth/Developmental Specialist		6	21	*
# Children Referred for Medical Issues				*

COMMUNITY HEALTH Healthy Kid's Team Statistical Data	July 2013	YTD 2013	YTD 2012
Total Exams	126	612	1172
Fluoride Varnish	2	23	684
Hemocue	58	308	189
Lead	24	239	166
Ages & Stages	41	386	606

COMMUNITY HEALTH NFP Statistical Data	July 2013	YTD 2013	YTD 2012
Referrals	35	176	182
Enrolled	6	65	56
Active	126		

* Started collecting data January 2013

NFP CUMULATIVE QUARTERLY REPORT (Jan, April, July, Oct) JULY			
GOALS & OBJECTIVES	SNHD NFP	NATIONAL NFP	NFP OBJECTIVE
Subsequent Pregnancies (24 mos)	32%	29%	25% (or less)
Premature Birth	8%	10%	7.6%
Initiated Breast Feeding	93%	80%	78%
Breastfeeding @ 6 months	31%	29%	50%
Infant Immunizations Current @ 6 mos	93%	88%	90%
Infant Immunizations Current @ 12 mos.	92%	87%	90%

COMMUNITY HEALTH (MCH) Referrals Received	July 2013	YTD 2013	YTD 2012
# of Referrals Rec'd	68	510	*
# from NICU	60	387	*
# from CPS	4	55	*
# of Lead Referrals		3	*
# of Total Admissions	7	68	*

COMMUNITY HEALTH Refugee Health Program	July 2013	YTD 2013	YTD 2012
Clients Seen	50	352	289
Clients Requiring Follow-up for Communicable Disease	6	82	59
Referrals for TB Issues	1	45	*
Referrals for Possible Chronic Hep B	2	12	*
Referrals for OVA & Parasites	3	23	*
Referrals for STD		9	*

NURSING DIVISION MONTHLY REPORT
July 2013

TUBERCULOSIS CLINIC		
	July 2013	YTD 2013
Number of Active Cases - Adult	6	37
Number of Active Cases - Pediatric	2	10
Number of Contact Investigations	5	33
Number of Latent Tuberculosis Infection (LTBI) cases (identified via contact investigations) initiating treatment	13	46
Number of Clients receiving Case Management Services	56	467
Number of Monthly Pulmonary Specialist Clinic Clients Seen	59	391
Number of Electronic Disease Notifications	33	197
Number of Monthly EDN Clinic Clients Seen		
Outreach Activities during the Month - Presentations, Physician Visits, Correctional Visits, etc.	1	19
Directly Observed Therapy (DOT) Field, clinic and televideo encounters	1424	9473

TEEN PREVENTION PREGNANCY PROGRAM (TPP)			
Teen Prevention Pregnancy Activities	July 2013	YTD 2013	YTD 2012
Exhibits	0	21	14
Health Fairs	1	3	4
Classes Conducted	19	96	59
Teen Class Participants	187	927	531
Parent Class Participants	124	1414	870
Focus Group Participants	142	4464	757
Community Presentations	15	80	21
Teens Scheduled for FP Appointment	15	69	0

NURSING DIVISION MONTHLY REPORT
July 2013

Office of HIV/AIDS/STD and Sexual Health Clinic - Surveillance

Surveillance			
Morbidity	July 2013	YTD 2013	July 2012 YTD 2012
Chlamydia	824 (121)	5424 (954)	798 (160)
Gonorrhea	194 (46)	1247 (358)	209 (66)
Primary Syphilis	10 (6)	27 (15)	5 (3)
Secondary Syphilis	17 (11)	62 (27)	5 (2)
Early Latent Syphilis	30 (14)	138 (51)	17 (6)
New HIV Diagnosis	27(19)	153 (96)	13
New HIV/AIDS Diagnosis	9 (3)	68 (26)	8
New AIDS Diagnosis	8	55	6
New to NV Seeking Care, HIV and AIDS	14	131	25
Perinatally Exposed to HIV	0	5	1
Congenital Syphilis (presumptive)	0	1	0

*Parenthesis value represents number of cases identified in public settings

Pregnant/Peds Surveillance* Count represents # cases being followed	YTD 2013	YTD 2012
HIV/AIDS Pregnant Cases	9	6
Syphilis Pregnant Cases	19	18
Pediatric- Perinatal Exposures	13	18

*Pregnant females and perinatally exposed children followed by Surveillance (Perpetual count)

DIIS Investigations*	Partners	Clusters	Reactors	OOJ/FUP Total
Chlamydia	32	1	51	0
Gonorrhea	4	0	7	0
Syphilis	30	0	69	14
HIV/AIDS (New to Care/Returning to Care)	0	0	48	4
TOTAL	66	1	175	18

Partners= Investigations initiated on named partners

Clusters= Investigations initiated on named clusters (clusters= named contacts who are not sex or needle sharing partners to the index patient)
Reactors= Investigations initiated from positive labs

OOJ= Investigations initiated Out of Jurisdiction reactors/partners/clusters:Fup= Investigations initiated to follow up on previous reactors, partners, or clusters
*HIV/AIDS # includes "Out of Care" run for January

DIIS Partner Services	# Interviews	# Partners/ Clusters	# Partners/ Clusters/Examined
Chlamydia	25	21	15
Gonorrhea	2	1	1
Syphilis	31	30	10 (10 pending)
HIV/AIDS (New to Care/Returning to Care)	18	10	2 (8 pending)
TOTAL	76	62	28 (18 pending)

NURSING DIVISION MONTHLY REPORT

July 2013

Office of HIV/AIDS/STD and Sexual Health Clinic - Integrated Prevention and Care

Prevention					Positives	
SNHD HIV Testing	July 2013	YTD 2013	July 2012	YTD 2012	YTD 2013	YTD 2012
Outreach/Targeted Testing	590	3410	600	3615	85 (18)	100 (31)
Clinic Screening (Sexual Health Clinic/Family Planning Clinic)	862	5757	756	5228	51(5)	39 (4)
Outreach Screening - Jails, Substance Abuse Prevention and Treatment Agency (SAPTA)	234	1632	254	1794	10 (5)	7 (3)
TOTAL	1686	10799	1610	10637	146 (28)	146 (38)

*Parenthesis value represents number that were self-reported previous positive (screening for self-reported previous positives began in 2009)


Care			
Case Management Client Contacts (EIS and Intensive)	July 2013	YTD 2013	YTD 2012
Adults HIV/AIDS	296	1844	2,334
Women & Children HIV/AIDS	203	876	2,385
TOTAL	499	2720	4,719

Early Intervention Clinical Services (EIS)	July 2013	YTD 2013	YTD 2012
Ryan White Eligibility Contacts	148	1087	*
Early Intervention Services Nurse Contacts	0	558	*
Social Worker Contacts	39	226	*
TOTAL	187	1,871	0

Sexual Health Clinic			
HIV and STD Services	July 2013	YTD 2013	YTD 2012
STD treatment/screening/exam	1480	11218	*
HIV Clinic	78	600	*
HIV Rapid Tests	57	462	*
TOTAL	1615	12280	0

* Started collecting data Jan 2013

Services delivered via Incentives	July 2013	YTD 2013	YTD 2012
Sexual Awareness Campaign (SAC) Incentives			
DIIS and PVT Medical Referral Received	12	291	366
Partner Cards Distributed	168	1684	1484
Partner Cards Received	40	326	325
Priority Cards Received	39	94	34
Hepatitis Vaccinations	72	495	346
GRATIS Services - Clients	154 clients (\$4,356.50)	973 clients (\$36,723.75)	2423

Sunday	Monday	Tuesday	Wednesday	Thursday	Friday	Saturday
<h1>JULY 2013 In-Service Education</h1>						
	1	2	3	4 	5	6
7	8	9 VICNetwork; Start Healthy, Stay Healthy Webinar 11:00-12:00	10	11	12	13
14	15	16 CPR Renewal Class 9:00 VV Conf. Room 1 RSVP Sherry: x1310 or X1370	17	18 BBP Class 8:30 VV IT Conf. Room Dale x0870	19	20
21	22	23 IZ Didactic 8:30 VV Conf. Room 1 RSVP Sherry: x1310 or X1370	24	25	26 HIV Fundamentals 10:00 400 Shadow Lane Ste. 208 Marnita x0835	27
28	29	30 CPR Initial Class 9:00 VV Conf. Room 3 RSVP Sherry: x1310 or X1370	31 BBP Class 8:30 VV IT Conf. Room Dale x0870			

Sexually Transmitted Disease Testing and Sexual Behavior among High-Risk Youth: Past, Present and Future Intentions after a Prescribed Intervention

Xavier Foster, M.Ed.
Southern Nevada Health District

Program funded by The Office of Adolescent Health (OAH) Cooperative Agreement Award No. 5 D11AA0002340466 FY10 Recurrence, Prevention, Acquisition of Evidence-based Programs (Civ. 1)

Abstract

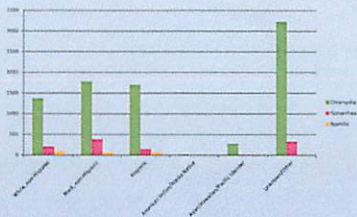
Research indicates that sexually transmitted diseases are a major public health concern. Adolescents represent the most at-risk population and lowest testing rates. Under the theory of reasoned action and planned behavior, behavior is believed to be driven by intention and attitude towards such behavior. During an eight month period, the Southern Nevada Health District implemented a STD testing program that offered services to the participants of its evidence-based HIV prevention program. 43% of participants during this period accessed services. This presentation evaluates behavioral outcomes between the participants that received the intervention and testing and those that only received the intervention.

The Problem

Sexually Transmitted Diseases (STDs) continue to be one of several unintended health outcomes associated with sexual risky behavior among teens. Although teens account for nearly 50% of 19 million new STD cases reported yearly¹, they have the lowest STD testing rates.

Cases in Clark Co. Nevada Youth Ages 15-19*	2011	2012	% Change
Chlamydia	2,471	2,455	-0.06%
Gonorrhea	487	210	-56.9%
Syphilis	16	8	-50.75%

2012 (All Ages)



The Program

Five (5) year cooperative agreement with the Office of Adolescent Health (OAH)

Replication of evidenced-based program^{2,3}:

- Be Proud! Be Responsible!
- Cuidate

The program is delivered through the Department of Juvenile Justice Services (Detention and Parole) and the Department of Family Services.

Recruitment primarily focused to African American and Hispanic/Latino youth between the ages of 13-18 residing in seven (7) identified high-risk zip codes.

Program Objective : To positively influence teen attitudes, behaviors, normative beliefs and self efficacy regarding HIV/STD risk reduction behaviors.

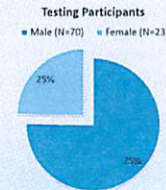
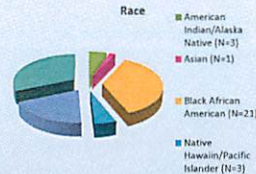
CT/CG Testing Program

During a period of eight (8) months program participants at the probation and department of family services sites were provided with the opportunity to test on the second or third day of the program for Chlamydia, Gonorrhea, Syphilis and HIV.

Eligible Participants	Participants who tested	CT Positive Results	CG Positive Results	Syphilis + Results	HIV positive Results ** Only Three (3) tested
N=221	96	19	0	1	** 0

Methods

The intervention was provided to 221 youth through the Clark County Juvenile Justice Services (JJS) and the Department of Child Welfare Services (DFS). Participants were recruited via referrals from Probation Officers and DFS Case Managers. Participants completed a pre survey prior to the start of the intervention, a post survey after completion of the intervention and a three (3) and six (6) month follow-up. Of the 96 youth that participated in the testing portion of the intervention only 87 completed the entire six (6) module curriculum. 95 out of the 125 non-testing participants completed the entire six (6) module curricula.



Pre-survey Comparison²

Have you ever been tested for HIV or other sexually transmitted infections?



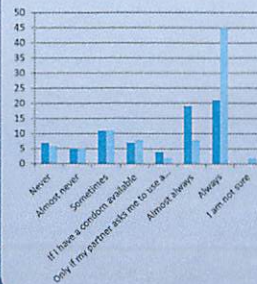
The last time you had sexual intercourse, did you or your partner use a condom?



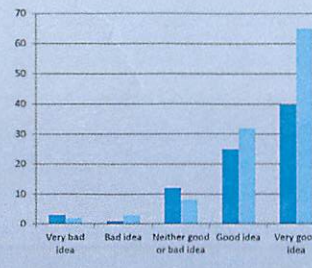
In the past 3 months, have you had sexual intercourse without you or your partner using a condom?



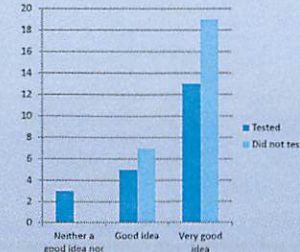
How often do you use condoms during sexual intercourse?



How do you feel about using condoms if you have sex in the next 3 months?

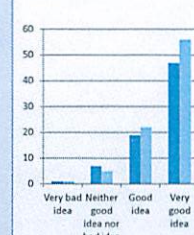


If you have sexual intercourse in the next year, do you intend to use a condom?

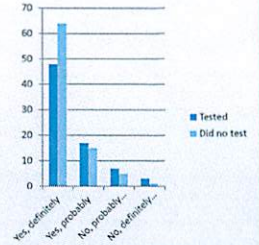


Post-survey Comparison¹

How do you feel about using condoms if you have sex in the next 3 months?

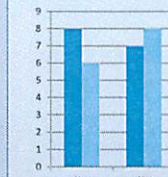


If you have sexual intercourse in the next year, do you intend to use a condom?

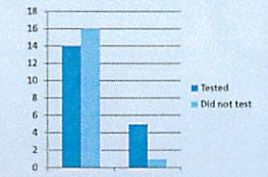


3 Month Follow-up Comparison¹

In the past three months, have you had sexual intercourse with you or your partner using a condom?



The last time you had sexual intercourse, did you or your partner use a condom?



Conclusions

There is no statistically significant difference in past STD testing behavior between the youth that participated in the CT/CG testing portion of the intervention and those that did not. Youth that did not get tested used condoms more often in the previous three (3) months and at last sexual intercourse. There is no significant statistical difference in the intent to use condoms in the future, whether it was in the next three (3) months or twelve (12) months⁵.

Although the primary focus of juvenile justice system is to provide public safety¹, the 20% positivity rate among the program participants that opted to get tested, highlights the need to find new and creative policies to create linkages between the juvenile justice system and public health systems¹. Since sexually active adolescent continue to be the most at-risk group for STD infections and the lowest group in testing rates^{5,7}, creating more appealing testing environments could be an important strategy in improving testing rates among this group⁵.

References

1. Berthoino, S., Dembo, R., Joffe, M., Chalk, K., & Salvatore, C. (2006). Detecting, preventing, and treating transmitted diseases among adolescents arrested: An urgent public health need. *American Journal of Public Health, 96*, 1032-1033.
2. Jemmott, L., Jemmott, L., Koopman, G., & Grunewald, D. (1996). *Be Proud! Be Responsible! Curriculum Manual*. New York: Select Media.
3. Nevada Institute for Children's Research & Policy (2012). *Second Quarter Outcome Evaluation Progress Report: For the Period January 1, 2012 - December 31, 2012*. (Independent Program Evaluator for SNHD).
4. Nevada State Health Division. *Sexually Transmitted Disease Management Information Systems (STD/MIS) data as of February 2012*.
5. Spauwen, L., Hoeks, C., Broekmans, E., Edouards-Muhrske, N. (2011). Improving self-testing behavior among high-risk young adults by self-testing at a vocational school. *BMC Public Health, 11*, 750.
6. Villanar, A., Jemmott, L., Jemmott, L. (2007). *Cuidate Curriculum Manual*. New York: Select Media.
7. Winfield, H., Bertram, S., Casey, W. Sexually transmitted diseases among adolescent youth: Incidence and prevention estimates, 2005. *Perspectives on Sexual and Reproductive Health, 2006*, 38(1), 10-15.

END OF SUMMER WITH PARTY AFTER ROMEO

JAMILA VELAZQUEZ



JOE BROOKS

SPONSORED BY
CONDOMSENSENV.COM



AUG. 24
7-10PM

LV MINI GRAN PRIX

1401 N. RAINBOW BLVD

INFO: 702-759-0894

FREE GENERAL ADMISSION

RSVP ON OUR FACEBOOK FOR FREE PIZZA!