

Memorandum

Date: April 8, 2013

To: Southern Nevada District Board of Health

From: Bonnie Sorenson, R.N., B.S.N., Director of Clinic & Nursing Services *BS*
John Middaugh, MD., Interim Chief Health Officer *JM*

Subject: Nursing Monthly Report – March 2013

DIVISION OF NURSING DIRECTOR REPORT

I. Immunization Program

A. Immunization Activities

1. Novartis/Televox, telephonic reminder recall March 22, 2013. 1,000 phone calls were made to adolescent 16-18 years to remind them about the need to receive the next dosage of the Meningitis vaccine.
2. Hope World Wide reminder recall for children 19-35 months. 288 calls were made by one volunteer during the month.
3. Family Leadership Initiative promoted Tdap, flu and Hepatitis B vaccinations at Valley View Immunization Clinic on March 27, 2013.

B. Immunization Outreach Activities

1. A Tdap/Flu clinic was conducted at Cashman Middle School with 340 clients receiving 451 vaccines.
2. The Immunization Child Care program conducted 9 Tdap/Flu clinics with 128 clients receiving 175 vaccines. 87 doses of Tdap were given to child care employees and parents.
3. Immunization Presentation was given to 10 attendees at the Brighter Day Family Services program that serves foster children.

C. Shots for Tots Activities

A. Shots 4 Tots Week was held March 11-15, 2013

1. Valley View PHC saw 107 children.
2. Henderson PHC saw 38 children.
3. East Las Vegas PHC saw 128 children.
4. North Las Vegas PHC saw 22 children.
5. Mesquite PHC saw 11 children.
6. Boys & Girls Club Care Fare Project held on March 29, 2013 saw 9 children.
7. Total children seen during Shots 4 Tots Week was 333.

II. Community Health Nursing Program

A. Child Care Health Consultation (CCHC)

Four classes were provided at four different facilities by the Child Care Health Consultants in February 2013. One Health and Safety Audit was provided at one facility.

B. Nurse Family Partnership (NFP)

The Nurse Family Partnership (NFP) program has 128 active clients. The two new nurse home visitors hired under the Maternal Infant and Early Childhood Home Visiting funding (MIECHV) have enrolled a total of 30 new clients. They are receiving additional training in Intimate Partner Violence Intervention as part of the NFP curriculum. The program is currently orienting one new nurse home visitor, with another nurse scheduled to start later in April. They are both scheduled to complete their Unit 2 education in June 2013.

The Senior Community Health Nurse (CHN) along with six home visiting nurses completed the Dyadic Assessment of Naturalistic Caregiver-Child Experience (DANCE) Fundamentals training held in Arizona, funded by a grant from the JPB Foundation. The DANCE intervention is a new addition to the NFP curriculum and utilizes a strengths-based assessment tool to help nurses identify areas of strengths and growth in their clients' caregiving behaviors.

The Mother and Infant Home Visiting Program Evaluation (MIHOPE) Kickoff Training is scheduled for April 4, 2013. MIHOPE is a study mandated by the Affordable Care Act of 2010 to evaluate the effectiveness of the home visiting models supported by the new federally funded MIECHV program. The entire team will participate in client enrollment and data collection for the study starting April 8th.

III. Office of HIV/AIDS/STD- Prevention, Care, Surveillance

A. Prevention Services/Community Activities

Throughout the month the Office of HIV/AIDS/STDs and Sexual Health Clinic conducted targeted testing outreach activities at the following sites:

1. Flex Bar
2. Hawk's Gym
3. Charlie's Bar
4. Richard Steele Health and Wellness
5. River of Life Ministries, Doolittle Center
6. Smart Girls Event, Boys and Girls Club
7. Clark County Detention Center (CCDC)
8. City of Las Vegas Detention Center (CLVDC)
9. Department of Juvenile Justice Services (DJJS)

B. Office of HIV/AIDS/STDs/Sexual Health Clinic Educational Presentations

1. Bi-monthly HIV Fundamentals Course, staff development as well as court ordered.
2. Monthly First time Offenders Prostitution Program (FOPP), court ordered
3. Our education team also presented at the *STD/HIV Update: What Primary Care Providers Need to Know*. This training was facilitated by The California STD/HIV Training Center and the

Nevada and Arizona AIDS Education Training Center. Our staff presented on Disease Reporting in Clark County. We distributed provider packets as well that contained paper and electronic versions of our Confidential Morbidity Report Forms, NRS and NAC as is related to communicable diseases, explanations on SB304 (Prenatal Syphilis Screening in first AND third trimester), and the CDC 2010 Treatment Guidelines.

4. In conjunction with Nevada Network Against Domestic Violence, we presented on *The Intersection of HIV/AIDS and Domestic Violence: Strengthening Collaboration*. There were 150 attendees at this training.
5. Dr. Cheryl Radeloff was invited to present at The College of Southern Nevada on *Women and HIV*, for Women's History Month.
6. Dr. Cheryl Radeloff also presented at the Pacific Sociological Association Annual Meeting on *Public Health and Sex Work in Nevada*.

C. Staff Development

1. HCV Training Workshop delivered by the Hepatitis C Support Project staff from San Francisco
2. Clearview Rapid Testing Technology Annual Competency Update
3. SNHD Media Training Workshop, enhancing staff abilities to respond appropriately to media questions.
4. Various Webinars were made available to staff on HIV, STDs and Hepatitis throughout the month of March.

D. Sexual Health Clinic (HIV and STD Care Services)

During the month of March, the Sexual Health Clinic continued with many programmatic trainings. The Nurse Practitioner attended advanced training in HIV/AIDS and the new Physician attended training in STD's prior to seeing patients in the Sexual Health Clinic. In addition, many of the SHC/HIV staff attended training on STD/HIV and Hepatitis C. In addition, both the Nurse Practitioner and the Physician began patient evaluations during the month of March. The addition of the Nurse Practitioner and Physician has added a level of skill and expertise to clinic services, to better serve the community.

Nursing Case Management continues to serve clients with intensive medical conditions and suppressed immune systems secondary to HIV/AIDS. Over the past several months, collaboration with community partners has been enhanced in order to improve client treatment adherence. This collaboration is proving to be successful for client outcomes.

E. Surveillance

Surveillance welcomed another Disease Data Collection Specialist to our team. Monique is in the process of training on the various systems for which our Surveillance program is responsible.

Throughout the month of March, Surveillance staff continued to conduct record searches for our out of care project. Staff worked diligently to close the January out of care project in our Surveillance systems and is still working on a programmatic report which will reflect our findings. As anticipated, we found that about 41% of those clients we contacted were actually in care. Their labs were found upon record search and were not within the reportable range.

Surveillance staff also continued working with the Office of PH Informatics on the SNHD TriSano project. Our program will move to TriSano as its disease surveillance database to minimize the use of many redundant systems and increase efficiencies within our workflow.

IV. Tuberculosis Clinic

A. TB Clinic/Surveillance Activities

1. The TB team continued to meet and work with IT on Trisano testing. The group met to discuss TB specific data fields necessary for reporting. This group will now wait for the implementation of Trisano 4.0 to resume testing prior to implementation.
2. Late in March, the program received the go ahead to begin data entry into the electronic case reporting system for the State known as NBS. However, due to enhanced security, the program was not able to gain access to the database which resulted in multiple contacts to the State Health Division Controller and IT departments to determine the cause of the problem. The program is still waiting for a resolution of the issue. Meanwhile, the cases that needed to be reported for March were again entered on the paper form and delivered to the State office for entry into the system by that work group.
3. The quarterly cohort review was held this month with 16 cases reviewed. This is an on-going CDC mandated program requirement.
4. A walk-through of the proposed TB relocation site at 400 Shadow Lane was conducted for planning purposes.
5. Interviews were conducted to replace the vacated Administrative Assistant position. A job offer was made and accepted and the new employee started on 3/25/13.

VI. Public Health Centers (PHC)

A. East Las Vegas and Henderson PHC

Refer to the monthly statistical report.

VII. Teen Pregnancy Prevention (TPP)

A. Special Projects

1. Advisory Board Meeting for the TPP program was held on March 7, 2013. Board members were provided with mid-year reports on progress to goals for Year 3 of the grant funding cycle.
2. TPP staff joined the Safe Village Initiative coalition in partnership with the Southern Nevada Regional Housing Authority and Clark County Juvenile Justice Services; TPP staff Attended Executive Advisory Council (EAC) meetings for the "I have a Dream Foundation." Work continues on partnership opportunities.
3. Program information dissemination opportunities included: radio interview with CBS-KXNT; video interview with Black Image Magazine; print article in the SNHD Perspective. The SNHD TPP website was completed with a complete listing of TPP services. Our condom demonstration video has had more than 350,000 views over the last year, 70% were male.
4. TPP submitted an RFP for approval to award four (4) community based organizations a subgrant to replicate TPP's evidence-based sexual health curriculum for adolescents. This is part of the OAH sustainability plan.

5. The Southern Nevada Community Coalition held its third parent workshop "How to Talk to Your Teen About Sex" on March 26, 2013.
6. Teen Advocates for Pregnancy Prevention continues to plan for their Homeless Youth event scheduled for May 3, 2013, in addition to participating in sexual and reproductive health education toward their goal of becoming community peer-educators.

IV. Family Planning Summary

Refer to the monthly statistical report.

X. Nursing Development/Community Outreach Educator Program

A. Education

1. Conducted 2 CPR classes with 12 attending.
2. 2 presentations were given by the Pharmacy students with more than 13 attending.
3. Continued working on updating the Immunization Didactic class.

B. Student Activities

1. Facilitated paperwork for 1 pharmacy student
2. Talked with Mary Chalfont from Roseman University regarding the possible placement of Nursing students for the 2013 fall semester.

C. Other Activities

1. Worked in TB Clinic 3 days a week.
2. Completed fit testing.
3. Completed Mass Antibiotic Dispensing and Vaccination Course.
4. Attended large group meeting.

BS: ms


Attachments: March Statistical Report
March Service Education Calendar

NURSING DIVISION MONTHLY REPORT
March 2013

Client Encounters by Location	Valley View PHC	ELV PHC	Hend PHC	NLV PHC	Mesquite PHC	400 Shadow PHC	TB Clinic	Laughlin	Targeted Populations**	TOTAL
Immunizations	1,617	1,131	509	271	65			22	529	4,144
Healthy Kid's Exams	33	52								85
Kid's Clinic Exams	19	17	28							64
Family Planning		874	278							1,152
Newborn Metabolic Screening	4	7								11
Sexual Health Clinic (HIV & STD)						1,457				1,457
SNHD HIV Tests/Screening		85	23			400			532	1,040
TB Treatment/Control							2,906			2,906
MCH Services									57	57
Administrative Services*	163	218	79	27	4					491
Other Professional Services (BP, Travel Consult, Test Results, etc.)		10	10							20
TOTAL	1,836	2,394	927	298	69	1,857	2,906	22	1,118	11,427

* Copies, Medical Records, Shot Records, etc.

** Health Fairs, Adolescent Clinics, Childcare Clinics, Adult Imm, Shots 4 Tots, Refugee, Immunizations, Safenest, Early Head Start, etc.

 = not applicable

CLIENT ENCOUNTERS BY PROGRAM

Programs	YTD 2013	YTD 2012
Immunizations	16,509	12,077
Healthy Kid's Exams	133	***
Kid's Clinic Exams	149	***
Family Planning	3,550	3,742
Newborn Met. Screening	28	***
Sexual Health Clinic -HIV & S	4,311	***
HIV Total HIV Tests	3,713	4,731
TB Treatment & Control	9,168	23,399
MCH Services	171	***
Administrative Services	1,666	***
Other Professional Services	47	***
TOTAL	39,445	43,949

*** Started collecting data January 2013

Not all services are available at all locations

Approved by:

BS Bonnie Sorenson

AC Alice Costello

RC Richard Cichy

MDS Margarita DeSantos

RZ Rick Reich

**NURSING DIVISION MONTHLY REPORT
March 2013**

IMMUNIZATION PROGRAM	Mar 2013	YTD 2013	YTD 2012
Flu Vaccine Given	1485	9440	*
Gratis	1153	5125	*
Exemption Class Attendees	9	20	*

VACCINES FOR CHILDREN	Mar 2013	YTD 2013	Mar 2012
Number of VFC Providers	143		148
Number of Closed Providers		1	*
Number of New Enrollments	3	19	*
Number of VFC / AFIX Visits	17	30	7
Number of Feedback/Follow-Up Visits	79	167	48
Number of State Requested Visits	4	16	7
Average Immunization Rate (4:3:1:3:3:1:4)	50.06%		*

PERINATAL HEPATITIS B	Mar 2013	Mar 2012
Total Active Cases	199	244
# of Expectant Women	36	26
New Cases	6	7
Closed Cases	8	*

CHILDCARE PROGRAM	Mar 2013	YTD 2013	YTD 2012
Child Care Audits/Re-audits	30	100	*
Feedback	35	132	*
Average Immunization Rate	87%		*

VOLUNTEERS PROGRAM	# of Volunteers	YTD 2013	YTD 2012	# of Calls Made	YTD 2013	YTD 2012
Hope Worldwide Nevada	1	6	22	288	627	*

* Started collecting data Jan 2013

**NURSING DIVISION MONTHLY REPORT
March 2013**

COMMUNITY HEALTH Nursing Field Services	Mar 2013	YTD 2013	YTD 2012
MCH Team Home Visits	163	479	446
# Children referred to Growth/Developmental Specialist		1	*
# Children Referred for Medical Issues			*

COMMUNITY HEALTH Healthy Kid's Team Statistical Data	Mar 2013	YTD 2013	YTD 2012
Total Exams	85	191	882
Fluoride Varnish	9	9	679
Hemocue	34	174	74
Lead	16	156	78
Ages & Stages	39	96	494

COMMUNITY HEALTH NFP Statistical Data	Mar 2013	YTD 2013	YTD 2012
Referrals	33	100	85
Enrolled	17	38	28
Active	128		

COMMUNITY HEALTH (MCH) Referrals Received	Mar 2013	YTD 2013	YTD 2012
# of Referrals Rec'd	64	225	*
# from NICU	42	163	*
# from CPS	4	26	*
# of Lead Referrals			*
# of Total Admissions	2	32	*

COMMUNITY HEALTH Refugee Health Program	Mar 2013	YTD 2013	YTD 2012
Clients Seen	50	143	112
Clients Requiring Follow-up for Communicable Disease	8	28	25
Referrals for TB Issues	5	18	*
Referrals for Possible Chronic Hep B		7	*
Referrals for OVA & Parasites	1	3	*
Referrals for STD	2	2	*

* Started collecting data January 2013

**NURSING DIVISION MONTHLY REPORT
March 2013**

TUBERCULOSIS CLINIC		
Number of Active Cases	Mar 2013	YTD 2013
Adult	5	14
Pediatric	4	4
Number of Contact Investigations	5	15
Number of Latent Tuberculosis Infection (LTBI) cases (identified via contact investigations) undergoing treatment	5	16
Number of Clients receiving Case Management Services	110	170
Number of Monthly Pulmonary Specialist Clinic Clients Seen	45	159
Number of Electronic Disease Notifications	17	73
Number of Monthly EDN Clinic Clients Seen	N/A-clinic not started	N/A-clinic not started
Outreach Activities during the Month - Presentations, Physician Visits, Correctional Visits, etc.	2	9
Directly Observed Therapy (DOT) Field, clinic and televideo encounters	1275	3635
Total Number of Activities and/or encounters	2906	9168

TEEN PREVENTION PREGNANCY PROGRAM (TPP)			
Teen Prevention Pregnancy Activities	Mar 2013	YTD 2013	YTD 2012
Exhibits	3	7	1
Health Fairs	0	0	1
Classes Conducted	14	35	25
Teen Class Participants	108	284	235
Parent Class Participants	208	565	115
Focus Group Participants	324	2116	91
Community Presentations	9	49	8
Teens Scheduled for FP Appointment	9	19	0

**NURSING DIVISION MONTHLY REPORT
March 2013**

Office of HIV/AIDS/STD and Sexual Health Clinic - Surveillance

Surveillance				
Morbidity	Mar 2013	YTD 2013	Mar 2012	YTD 2012
Chlamydia	749 (127)	2245 (405)	801 (148)	2228 (413)
Gonorrhea	170 (42)	539 (163)	142 (43)	408 (114)
Primary Syphilis	4 (2)	8 (6)	2 (1)	4 (2)
Secondary Syphilis	7 (3)	22 (5)	6 (3)	16 (8)
Early Latent Syphilis	23 (7)	67 (26)	9 (4)	43 (15)
New HIV Diagnosis	27 (22)	62 (41)	17	60
New HIV/AIDS Diagnosis	9 (4)	25 (11)	6	26
New AIDS Diagnosis	11	30	3	24
New to NV Seeking Care, HIV and AIDS	16	43	22	71
Perinatally Exposed to HIV	2	2	0	5
Congenital Syphilis (presumptive)	1	1	0	0

*Parenthesis value represents number of cases identified in public settings

Pregnant/Pediatrics Surveillance*	YTD 2013	YTD 2012
HIV/AIDS Pregnant Cases	4	5
Syphilis Pregnant Cases	20	15
Pediatric- Perinatal Exposures	12	15

*Pregnant females and perinatally exposed children followed by Surveillance (Perpetual count)

DIIS Investigations*	Partners	Clusters	Reactors	OOJ/FUP	Total
Chlamydia	25	0	32	1	58
Gonorrhea	4	0	6	1	11
Syphilis	27	1	57	11	96
HIV/AIDS (New to Care/Returning to Care)	8	0	60	2	70
TOTAL	64	1	155	15	235

Partners= Investigations initiated on named partners

Clusters= Investigations initiated on named clusters (clusters= named contacts who are not sex or needle sharing partners to the index patient)

Reactors= Investigations initiated from positive labs

OOJ= Investigations initiated Out of Jurisdiction reactors/partners/clusters;Fup= Investigations initiated to follow up on previous reactors, partners, or clusters

*HIV/AIDS # includes "Out of Care" run for January

DIIS Partner Services	# Interviews	# Partners/ Clusters	# Partners/Clusters Notified/ Examined
Chlamydia	18	23	7 (12 pending)
Gonorrhea	5	3	1
Syphilis	16	21	4 (7 pending)
HIV/AIDS (New to Care/Returning to Care)	11	6	5
TOTAL	50	53	17 (19 pending)

NURSING DIVISION MONTHLY REPORT

March 2013

Office of HIV/AIDS/STD and Sexual Health Clinic - Integrated Prevention and Care

Prevention						Positives	
SNHD HIV Testing	Mar 2013	YTD 2013	Mar 2012	YTD 2012	YTD 2013	YTD 2012	
Outreach/Targeted Testing	532	1240	550	1459	27 (3)	47 (15)	
Clinic Screening (Sexual Health Clinic/Family Planning Clinic)	508	1623	902	2343	18 (2)	18 (3)	
Outreach Screening - Jails, Substance Abuse Prevention and Treatment Agency (SAPTA)	186	560	290	776	6 (1)	1	
TOTAL	1226	3423	1742	4578	51 (6)	66 (18)	

*Parenthesis value represents number that were self-reported previous positive (screening for self-reported previous positives began in 2009)



Care			
Case Management Client Contacts (EIS and Intensive)	Mar 2013	YTD 2013	YTD 2012
Adults HIV/AIDS	349	933	927
Women & Children HIV/AIDS	65	442	987
TOTAL	414	1375	1914

Early Intervention Clinical Services (EIS)	Mar 2013	YTD 2013	YTD 2012
Ryan White Eligibility Contacts	149	464	*
Early Intervention Services Nurse Contacts	98	259	*
Social Worker Contacts	14	27	*
TOTAL	261	750	0

Sexual Health Clinic			
HIV and STD Services	Mar 2013	YTD 2013	YTD 2012
STD treatment/screening/exam	1339	3916	*
HIV Clinic	118	263	*
HIV Rapid Tests	41	173	*
TOTAL	1498	4352	0

* Started collecting data Jan 2013

Services delivered via Incentives	Mar 2013	YTD 2013	YTD 2012
Sexual Awareness Campaign (SAC) Incentives			
DIIS and PVT Medical Referral Received	49	144	59
Partner Cards Distributed	218	741	233
Partner Cards Received	52	137	60
Priority Cards Received	3	11	9
Hepatitis Vaccinations	75	234	93
GRATIS Services - Clients	172 clients (\$6,334.00)	423 clients (\$20,259.75)	479

Sunday	Monday	Tuesday	Wednesday	Thursday	Friday	Saturday
<h1>MARCH 2013</h1> <h2>In-Service Education</h2>						
					1	2
3	4	5	6	7	8	9
10 <small>Daylight Saving Time Begins</small>	11	12	13 BBP Class 8:30 IT Conf Rm. Dale x0870 HIV Fundamentals 10-3 400 Shadow Ln. Ste. 208 Marnita x0835	14 CPR Renewal Class 9:00 VV Conf Rm. 3 Sherry x1370 M/W/F X1310 T/Th	15	16
17 	18	19	20	21 CPR Initial Class 9:00 VV Conf Rm. 1 Sherry x1370 M/W/F X1310 T/Th	22	23
24	25	26	27	28	29 BBP Class 8:30 IT Conf Rm. Dale x0870 HIV Fundamentals 10-3 400 Shadow Ln. Ste. 208 Marnita x0835	30
31 