

Memorandum

Date: February 13, 2013

To: Southern Nevada District Board of Health

From: Bonnie Sorenson, R.N., B.S.N., Director of Clinic & Nursing Services *BS.*
John Middaugh, M.D., Interim Chief Health Officer *JRC on behalf of Jm*

Subject: Nursing Monthly Report – January 2013

DIVISION OF NURSING DIRECTOR REPORT

I. Immunization Program:

A. Immunization Activities

1. Immunization clinic staff promoted the North Las Vegas Clinic by handing out flyers to local businesses.
2. Immunization clinic staff met with key players in Laughlin to re-initiate Immunization services in Laughlin. The first clinic in Laughlin will be on March 1, 2013.

B. Immunization Outreach Activities

1. Tdap/Flu clinic at Cadwallader Middle School on Saturday, January 26th; 94 individuals were vaccinated.
2. Hepatitis B Free/Flu Clinic at Pho Quang Buddhist Center on January 27th; 52 individuals were vaccinated and 62 vaccines were given.
3. The Immunization Child Care Program visited 17 child care centers; 317 individuals were vaccinated.
4. The "Special Tdap Project" administered 304 doses of Tdap to adults in contact with children less than 12 months of age through outreach activities provided in the community.
5. Presentation on "Vaccine Myths" was given at the Review Journal Health Expo on Saturday, January 26th at YMCA Heinrich Center; 25 attendees.

C. Shots for Tots Activities

A. Shots 4 Tots Week was celebrated on January 14-18, 2013:

1. Valley View PHC saw 154 children.
2. Henderson PHC saw 49 children.
3. East Las Vegas PHC saw 153 children.
4. North Las Vegas PHC saw 21 children.
5. Mesquite PHC saw 13 children.
6. Total children seen in all PHC locations during Shots 4 Tots Week were 390.

D. SNHD 2012-2013 Influenza Seasonal Activities:

1. Flu clinic at Santa Fe Casino on Saturday, January 12th; 206 adults and 71 children vaccinated.
2. Flu clinic at Review-Journal Health Expo at YMCA Heinrich Center on Saturday, January 26th; 209 adults and 60 children vaccinated.
3. Flu clinic at Division of Health/Welfare Office (Nellis) on Tuesday, January 15th; 38 adults and 5 children were vaccinated.

II. Community Health Nursing Program:

A. Child Care Health Consultation (CCHC)

Five classes were provided at four different facilities by the Child Care Health Consultants in January 2013.

B. Nurse Family Partnership (NFP)

Two additional nurse home visitors were hired with the MIECHV funding and started January 7, 2013. Training for the data collection part of the federally funded Maternal Infant and Early Childhood Home Visiting program for the state of Nevada occurred January 14, 2013. The two new nurse home visitors funded by this program, and the Nurse Family Partnership Team Leader, Supervisor, Manager and Administrative Assistant will be involved in the collection of data (benchmarks) required as a result of the funding.

III. Office of HIV/AIDS/STD- Prevention, Care, Surveillance:

A. Prevention Services/Community Activities

The Office of HIV/AIDS/STDs and Sexual Health Clinic scheduled three targeted testing venues in January. These venues targeted our MSM (men who have sex with men) population to offer HIV and STD testing and provide safer sex kits as well as information on HIV and STDs. These included "Hawks Gym", "Flex Bar", and "Charlie's Bar". We also continued targeted testing at the Gay and Lesbian Community Center (twice per week) and the Richard Steele Health and Wellness Center (twice per week). We also continued our weekly screening at the Juvenile Detention Center, CCDC, and City of Las Vegas Detention Center.

Our office also delivered two HIV Fundamentals Courses for Court Ordered and community attendees. In addition, our program offered weekly education classes on HIV and STD to those clients enrolled in various substance abuse programs.

In preparation for the "Project Hepatitis Las Vegas" launch in February 2013, Office of HIV/AIDS/STD staff began working in collaboration with Community Counseling Center staff to coordinate testing days and times as well as site location. Our office will provide rapid HIV testing to those who opt to test with the Community Counseling Center for Hepatitis. Staff were trained on HIV and Hepatitis co-infection and services available in Clark County for positive individuals. Our Provider Intervention Project is ongoing. Staff reached out to providers with high morbidity to discuss partner referral and encourage physicians to talk to their clients with Gonorrhea and Chlamydia about safer sex options. Our program supplied the providers with condoms to give to their clients, and referral cards for the partners of their positive patients. Seven providers agreed to participate and we have seen a total of 19 partners since October.

B. Sexual Health Clinic (HIV and STD Care Services)

The Sexual Health Clinic welcomed an APN, Elizabeth Campbell, and Clinical Staff Physician, Dr. Roseann Sugay, to our team.

The Sexual Health Clinic offered a Saturday Clinic on January 26 for our Out Of Care Project. The goal of the Saturday Clinics is to offer an additional day for HIV clients to meet with staff. Some clients have identified our clinic hours as a barrier to their care because they work during our normal clinic times. Saturday Clinics will be offered in February as this project is ongoing. The goal for 2013 is to increase the quality of services, improve customer service, and increase efficiency within our Sexual Health Clinic. We started our staff development goals with "De-Escalation Training: Dealing with Difficult People". This is the first installment of many in an effort to enhance customer service delivered internally and externally.

Additionally, the Sexual Health Clinic added plexi-glass windows to our front reception area as a security measure.

C. Surveillance

HIV/AIDS/STD staff starting working in an Out Of Care project in January. The goal is to identify those people living in Clark County with HIV/AIDS who are not currently in medical care; we are working to find these people, identify their barriers to care and help them to remove the barriers. We also work with those clients needing additional services/referrals or those who have insurance but cannot afford their co-pays.

IV. CCHD/SNHD Lab:

Refer to the monthly statistical report related to lab accessioning and pre-analytic activities.

V. Tuberculosis Clinic:

The month of January was significant due to dealing with a shortage of the component used to make a major TB medication. The clinic has been enlisting the help of the TB State Controller and other partners in order to procure enough medication to provide services to clients. It was necessary to prioritize treatment for those clients most at risk in order to conserve our resources. This crisis is affecting TB control programs nationally. One major manufacturer does not anticipate having any stock until March of 2014. This puts a huge strain on TB programs and is a major concern for TB control. The CDC has been working with the FDA to solve this problem. Meanwhile, the crunch is being felt as programs are scrambling to supply their needs. Significant increases in the cost for this drug is anticipated and starting to become evident.

A new rotation of four pharmacy students started on 1/7/13 and will be present in the clinic for the next six weeks.

VI. Nursing Quality Management:

There was no meeting of the large group. There was a subgroup that met concerning the Dr. Bluebird policy and procedure that was forwarded onto the Central Safety Committee. There was a subgroup that met concerning billing and how the various clinics will be tasked to assist a

consultant with this ongoing project.

VII. Public Health Centers (PHC):

A. East Las Vegas and Henderson PHC

Refer to the monthly statistical report.

VIII. Teen Pregnancy Prevention (TPP):

A. Special Projects

Health Educator, Rosa Olguin, M.Ed., conducted a television interview with Telemundo that aired on January 16, 2013. Health Educator, Shawnta Jackson, MPH, conducted a radio interview on KCEP-FM 88.1. The show was Enterprising People with host Kimberly Bailey-Tureaud.

B. The Southern Nevada Teen Pregnancy Prevention Community Coalition completed its first parent workshop, "How to Talk to Teens about Sex" on January 29th, 6:00 – 8:30 p.m., at Walnut Cecile Community Center.

C. Teen Advocates for Pregnancy Prevention (TAPP) youth were selected and invited to present their project to the City of Las Vegas, Youth Neighborhood Association Partnership Program (YNAPP) on January 8, 2013. Their proposed project is to provide care packages that include information and referrals for sexual and reproductive health to homeless youth at the Shannon West Homeless Youth Center. If chosen, the TAPP youth council will receive a \$1,000 grant from YNAPP to implement their project.

D. Community Outreach activities for Family Planning and TPP in the month of January included providing 1 community exhibit and street outreach at 22 locations including schools and community centers. In addition 1 parent presentation and 1 Community "Be Proud! Be Responsible" class was facilitated. In total, 947 youth and 244 adults/parents were encountered in the outreach activities. As a result of targeted outreach the TPP program met its January goal of increasing family planning outreach to teens by 4%. The TPP program made 17 teen new client appointments at the East Las Vegas Family Planning Clinic. The show rate was 41% (7 appointments). This show rate is higher than the average show rate for teens of 30%.

VIII. Family Planning Summary:

Refer to the monthly statistical report.

IX. Nursing Development/Community Outreach Educator Program

A. Education

1. Conducted two CPR classes with 11 attending.
2. Two presentations were given by pharmacy students with 18 in attendance.

B. Student Activities

1. Completed scheduling of assignments for 42 UNLV nursing students for their 4 hours of observation in January.
2. Facilitated paperwork for the 42 nursing students coming in January.

C. Other Activities

1. Worked in TB Clinic 4 days a week.

BS: ms

Attachments: January Monthly Statistical Report
January Service Education Calendar

NURSING DIVISION MONTHLY REPORT
January 2013

Client Encounters by Location	Valley View PHC	ELV PHC	Hend PHC	NLV PHC	Mesquite PHC	400 Shadow PHC	TB Clinic	Laughlin	** Targeted Populations	TOTAL
Immunizations	3,033	1,720	1,167	506	226				1,331	7,983
Healthy Kid's Exams	4	54								58
Kid's Clinic Exams	16	16	26							58
Family Planning		963	349							1,312
Newborn Metabolic Screening	6	7	1	1						15
Sexual Health Clinic (HIV & STD)						1,417				1,417
SNHD HIV Tests/Screening		69	26			270			477	842
TB Treatment/Control							3,498			3,498
MCH Services									57	57
Administrative Services*	250	271	96	38						655
Other Professional Services (BP, Travel Consult, Test Results, etc.)		13	6							19
TOTAL	3,309	3,113	1,671	545	226	1,687	3,498	0	1,865	15,914

* Copies, Medical Records, Shot Records, etc.

** Health Fairs, Adolescent Clinics, Childcare Clinics, Adult Imm, Shots 4 Tots, Refugee, Immunizations, Safenest, Early Head Start, etc.

■ = not applicable

CLIENT ENCOUNTERS BY PROGRAM

Programs	YTD 2013	YTD 2012
Immunizations	7,983	4,305
Healthy Kid's Exams	58	***
Kid's Clinic Exams	58	***
Family Planning	1,312	1,215
Newborn Met. Screening	15	***
Sexual Health Clinic (HIV & ST)	1,417	***
SNHD HIV Tests	842	***
TB Treatment & Control	3,498	6,955
MCH Services	57	***
Administrative Services	655	***
Other Professional Services	19	***
TOTAL	15,914	12,475

*** Started collecting data January 2013

Not all services are available at all locations

Approved by:

BS Bonnie Sorenson

AC Alice Costello

RC Richard Cichy

MDS Margarita DeSantos

PO Patricia O'Rourke-Langston

RR Rick Reich

NURSING DIVISION MONTHLY REPORT
January 2013

IMMUNIZATION PROGRAM	Jan 2013	YTD 2013	YTD 2012
Flu Vaccine Given	5841	5841	*
Gratis	2480	2480	*
Exemption Class Attendees	4	4	*

VACCINES FOR CHILDREN	Jan 2013	YTD 2013	Jan-12
Number of VFC Providers	140		147
Number of Closed Providers	1	1	*
Number of New Enrollments	16	16	*
Number of VFC / AFIX Visits			*
Number of Feedback/Follow-Up Visits	37	37	60
Number of State Requested Visits	6	6	30
Average Immunization Rate (4:3:1:3:3:1:4)			*

PERINATAL HEPATITIS B	Jan 2013	Jan-12
Total Active Cases	213	297
# of Expectant Women	27	28
New Cases	6	1
Closed Cases	5	*

CHILDCARE PROGRAM	Jan 2013	YTD 2013	YTD 2012
Child Care Audits/Re-audits	32	32	*
Feedback	49	49	*
Average Immunization Rate	83%		*

VOLUNTEERS PROGRAM	# of Volunteers	YTD 2013	YTD 2012	# of Calls Made	YTD 2013	YTD 2012
Hope Worldwide Nevada		0	8			*

* Started collecting data Jan 2013

NURSING DIVISION MONTHLY REPORT

January 2013

COMMUNITY HEALTH Nursing Field Services	Jan 2013	YTD 2013	YTD 2012
MCH Team Home Visits	176	176	172
# Children referred to Growth/Developmental Specialist	0	0	*
# Children Referred for Medical Issues	0	0	*

COMMUNITY HEALTH Healthy Kid's Team Statistical Data	Jan 2013	YTD 2013	YTD 2012
Total Exams	58	58	147
Fluoride Varnish			220
Hemocue	108	108	4
Lead	123	123	21
Ages & Stages	78	78	92

COMMUNITY HEALTH NFP Statistical Data	Jan 2013	YTD 2013	YTD 2012
Referrals	31	31	26
Enrolled	6	6	11
Active	110		

NFP CUMULATIVE QUARTERLY REPORT (Jan, April, July, Oct)			
GOALS & OBJECTIVES	SNHD NFP	NATIONAL NFP	NFP OBJECTIVE
Subsequent Pregnancies (24 mos)	34%	30%	25%
Premature Birth	8%	10%	7.6%
Initiated Breast Feeding	95%	79%	78%
Breastfeeding @ 6 months	28%	28%	50%
Infant Immunizations Current @ 6 mos	94%	88%	90%
Infant Immunizations Current @ 12 mos	93%	87%	90%

* Started collecting data January 2013

COMMUNITY HEALTH (MCH) Referrals Received	Jan 2013	YTD 2013	YTD 2012
# of Referrals Rec'd	84	84	*
# from NICU	66	66	*
# from CPS	4	4	*
# of Lead Referrals	0	0	*
# of Total Admissions	14	14	*

COMMUNITY HEALTH Refugee Health Program	Jan 2013	YTD 2013	YTD 2012
Clients Seen	53	53	33
Clients Requiring Follow-up for Communicable Disease	10	10	10
Referrals for TB Issues	8	8	*
Referrals for Possible Chronic Hep B	3	3	*
Referrals for OVA & Parasites	0	0	*
Referrals for STD	0	0	*

NURSING DIVISION MONTHLY REPORT

January 2013

TUBERCULOSIS CLINIC		
Number of Active Cases	Jan 2013	YTD 2013
Adult	5	5
Pediatric	0	0
Number of Contact Investigations	6	6
Number of Latent Tuberculosis Infection (LTBI) cases (identified via contact investigations) undergoing treatment	7	7
Number of Clients receiving Case Management Services	15	15
Number of Monthly Pulmonary Specialist Clinic Clients Seen	46	46
Number of Electronic Disease Notifications	35	35
Number of Monthly EDN Clinic Clients Seen	N/A - Clinic Not Started	N/A - Clinic Not Started
Outreach Activities during the Month - Presentations, Physician Visits, Correctional Visits, etc.	2	2
Directly Observed Therapy (DOT) Field, clinic and televideo encounters	1209	1209
Total Number of Activities and/or encounters	3498	3498

TEEN PREVENTION PREGNANCY PROGRAM (TPP)			
Teen Prevention Pregnancy Activities	Jan 2013	YTD 2013	YTD 2012
Exhibits	1	1	0
Health Fairs	2	2	2
Classes Conducted	9	9	10
Teen Class Participants	77	77	88
Parent Class Participants	27	27	0
Focus Group Participants	0	0	0
Community Presentations	22	22	1
Teens Scheduled for FP Appointment	17	17	0

NURSING DIVISION MONTHLY REPORT

January 2013

Office of HIV/AIDS/STD and Sexual Health Clinic - Surveillance

Surveillance				
Morbidity	Jan 2013	YTD 2013	Jan 2012	YTD 2012
Chlamydia	703 (129)	703 (129)	675 (122)	675 (122)
Gonorrhea	186 (65)	186 (65)	134 (33)	134 (33)
Primary Syphilis	4 (4)	4 (4)	1 (1)	1 (1)
Secondary Syphilis	4 (0)	4 (0)	7 (5)	7 (5)
Early Latent Syphilis	24 (13)	24 (13)	20 (7)	20 (7)
New HIV Diagnosis	21 (12)	21 (12)	21	21
New HIV/AIDS Diagnosis	6 (2)	6 (2)	11	11
New AIDS Diagnosis	10	10	13	13
New to NV Seeking Care, HIV and AIDS	15	15	24	24
Perinatally Exposed to HIV	0	0	1	1
Congenital Syphilis (presumptive)	0	0	0	0

*Parenthesis value represents number of cases identified in public settings

Pregnant/Pediatrics Surveillance*	Jan 2013	YTD 2013	Jan 2012	YTD 2012
HIV/AIDS Pregnant Cases	4	4	5	5
Syphilis Pregnant Cases	13	13	15	15
Pediatric Perinatal Exposures	10	10	18	18

*Pregnant females and perinatally exposed children followed by Surveillance (Perpetual count)

DIIS Investigations*	Partners	Clusters	Reactors	OOJ/FUP	Total
Chlamydia	13	0	28	0	41
Gonorrhea	7	0	12	2	21
Syphilis	35	5	73	4	117
HIV/AIDS (New to Care/Returning to Care)	14	0	40	257	311
TOTAL	69	5	153	263	490

Partners= Investigations initiated on named partners

Clusters= Investigations initiated on named clusters (clusters= named contacts who are not sex or needle sharing partners to the index patient)

Reactors= Investigations initiated from positive labs

OOJ= Investigations initiated Out of Jurisdiction reactors/partners/clusters;Fup= Investigations initiated to follow up on previous reactors, partners, or clusters

*HIV/AIDS # includes "Out of Care" run for January

DIIS Partner Services	# Interviews	# Partners/ Clusters	# Partners/Clusters Notified/ Examined
Chlamydia	17	15	7 (3 pending)
Gonorrhea	4	7	2 (4 pending)
Syphilis	19	27	8 (14 pending)
HIV/AIDS (New to Care/Returning to Care)	9	8	1 (3 pending)
TOTAL	49	57	18 (24 pending)

NURSING DIVISION MONTHLY REPORT

January 2013

Office of HIV/AIDS/STD and Sexual Health Clinic - Integrated Prevention and Care

Prevention						Positives	
SNHD HIV Testing	Jan 2013	YTD 2013	Jan 2012	YTD 2012	YTD 2013	YTD 2012	
Outreach/Targeted Testing	477	477	439	439	11 (0)	16 (8)	
Clinic Screening (Sexual Health Clinic/Family Planning Clinic)	365	365	682	682	10 (2)	4 (1)	
Outreach Screening - Jails, Substance Abuse Prevention and Treatment Agency (SAPTA)	174	174	255	255	1 (1)	0	
TOTAL	1016	1016	1376	1376	11 (3)	20 (9)	

*Parenthesis value represents number that were self-reported previous positive (screening for self-reported previous positives began in 2009)





Care			
Case Management Client Contacts (EIS and Intensive)	Jan 2013	YTD 2013	YTD 2012
Adults HIV/AIDS	366	366	270
Women & Children HIV/AIDS	223	223	299
TOTAL	589	589	569

Early Intervention Clinical Services (EIS)	Jan 2013	YTD 2013	YTD 2012
Ryan White Eligibility Contacts	152	152	*
Early Intervention Services Nurse Contacts	41	41	*
Social Worker Contacts	0	0	*
TOTAL	193	193	0

Sexual Health Clinic			
HIV and STD Services	Jan 2013	YTD 2013	YTD 2012
STD treatment/screening/exam	1273	1273	*
HIV Clinic	68	68	*
HIV Rapid Tests	76	76	*
TOTAL	1417	1417	0

* Started collecting data Jan 2013

Services delivered via Incentives	Jan 2013	YTD 2013	YTD 2012
Sexual Awareness Campaign (SAC) Incentives			
DIIS and PVT Medical Referral Received	56	56	65
Partner Cards Distributed	276	276	251
Partner Cards Received	57	57	64
Priority Cards Received	3	3	8
Hepatitis Vaccinations	70	70	44
GRATIS Services - Clients	236	236	311

Sunday	Monday	Tuesday	Wednesday	Thursday	Friday	Saturday
<h1>JANUARY 2013</h1> <h2>In-Service Education</h2>						
						
		1 	2	3	4	5
6	7	8	9 HIV Fundamentals 10 am 400 Shadow Lane Ste.208 Marnita x0835	10 CPR Renewal Class 9am Conf Rm 3 RSVP Sherry x1310 or x1370 BBP Class 8:30 am IT conf rm RSVP Dale x0870	11	12
13	14	15	16	17	18	19
20	21 	22	23	24 CPR Initial Class 9am Conf rm 3 RSVP Sherry x1310 or x1370	25 HIV Fundamentals 10 am 400 Shadow Lane Ste. 208 Marnita x0835	26
27	28	29	30 BBP Class 8:30 IT Conf rm RSVP Dale x0870	31		