

Memorandum

Date: January 9, 2012

To: Southern Nevada District Board of Health

From: Bonnie Sorenson, R.N., B.S.N., Director of Clinic & Nursing Services *BS*
John Middaugh, MD., Interim Chief Health Officer *JM*

Subject: Nursing Monthly Report – December 2012

DIVISION OF NURSING DIRECTOR REPORT

I. Immunization Program:

	Dec 2012	Dec 2011	YTD 2012	YTD 2011
A. Immunization Clinics:				
Total Clients	3766	3447	56922	66558
Total Vaccine	7085	7972	136442	162943
Gratis	1151	783	10021	7257
B. Health Card Clinic:	Dec 2012	Dec 2011	YTD 2012	YTD 2011
Total Client Encounters	0	4459	55640	80546
Total Hep A	0	2964	38176	54335
Total TB Testing	0	650	8918	12624
C. Perinatal Hep B Program:	Dec 2012	Dec 2011	YTD 2012	YTD 2011
Total Active Cases	237	306	255(Avg)	293(Avg)
# of Expectant Women	27	31	23(Avg)	388(Total)
New Cases	5	14	63(Total)	113(Total)
Closed Cases	12	5	116(Total)	27(Total)
Total Cases	287	396	327(Avg)	377(Avg)
Hospitals Visited	11	6	123(Total)	77(Total)
D. Vaccines for Children:	Dec 2012	Dec 2011	YTD 2012	YTD 2011
*Average provider rate (4:3:1:3:3:1)	82%	81.71%	79%	81.35%
*Average provider rate (4:3:1:3:3:1:4)	81%	79.28%	76%	78.81%
# of Drop Outs from Program	3	1	13	9
# of New Enrollments	6	0	21	4
# of Fed. Qualified Health Centers	112	117	114(Avg)	117(Avg)
# of Tribal Health	1	2	2(Avg)	2(Avg)
# of Other Public Health Centers	7	8	7(Avg)	7(Avg)

Total number of VFC providers to date is 157 compared to 146 in December of 2011.

	Dec 2012	Dec 2011	YTD 2012	YTD 2011
E. Adolescent Program:				
Clinics - Public Schools	0	0	10	19
Clinics- Private Schools/Health Fairs	0	0	0	1
TOTAL ALL CLINICS	0	0	10	15
Total Clients Seen	0	0	968	489
Total Vaccine	0	0	1138	808
F. Child Care	Dec 2012	Dec 2011	YTD 2012	YTD 2011
Child Care Audits	32	21	327	209
Average Immunization Rate	77%	85%	84%	84%
Feedback	38	21	318	229
Total Clinics	15	1	38	7
Total Clients	412	6	855	96
Total Vaccine Administered	564	12	1321	296
G. Adult Vaccination Program:	Dec 2012	Dec 2011	YTD 2012	YTD 2011
Total Worksites Visited	2	3	57	19
Total Patient Encounters	83	119	1796	652
Total New Contacts	1	0	23	17
Total New PO's	0	2	0	2
H. Educational Events:	Dec 2012	Dec 2011	YTD 2012	YTD 2011
Total Educational Events Held	0	2	30	38
I. Immunization Exemption Class:	Dec 2012	Dec 2011	YTD 2012	YTD 2011
Total Clients Attending	0	12	100	184

J. Immunization Activities:

1. The Pfizer Infant/children electronic, telephonic reminder recall was sent out for December.
2. Total flu vaccines administered from all funding sources for December was 2108.
3. Total flu vaccines administered to date is 8765 doses.

K. Immunization Outreach Activities:

1. The Child Care program conducted Tdap and Flu immunization clinics at 15 Child care centers; 234 adults and 178 children were seen and 184 Tdap and 380 flu vaccines were given.
2. The Outreach Immunization team conducted a clinic for adults with a Shots 4 Tots clinic at Project Homeless Connect at Cashman Center on December 6th. 173 adults received 469 vaccines.
3. The Outreach team gave a monthly total of 314 Tdap doses to adults who are uninsured or underinsured.

L. Shots for Tots Activities:

Shots 4 Tots Week was celebrated the week of December 17-21, 2012.

1. Valley View Public Health Center saw 67 children.
2. Henderson Public Health Center saw 26 children.

3. East Las Vegas Public Health Center saw 89 children.
4. North Las Vegas Public Health Center saw 9 children.
5. Mesquite Public Health Center saw 10 children
6. Total children clients seen in all PHC locations during Shots 4 Tots week was 201.
7. SNHD partnered with the 100 Black Men for their Holiday Event on December 1st, the Shots 4 Tots clinic gave 158 vaccines to 56 children.
8. The Shots 4 Tots clinic held during the Project Homeless Connect event at Cashman Center on December 6th gave 63 vaccines to 23 children.

M. 2012-2013 Influenza Season Activities:

1. A Tdap/flu vaccine clinic was conducted at Cornerstone Church Community Event on December 22. 50 clients were given 76 vaccines.
2. 156 adult doses of flu vaccine and 21 child flu vaccines were given at the Project Homeless Connect at Cashman Center.
3. 34 adult doses of flu vaccine and 41 child flu vaccines were given at the Holiday Event on December 1st.
4. The Outreach team gave a total of 605 flu vaccines for December.

II. Community Health Nursing Program:

A. Maternal Child Nursing Program/Child Care Health Consultation (CCHC):

The MCH team is continuing with the nursing case management of eight children with elevated blood lead levels. In December 2012, there were no children through age 72 months reported with an elevated blood lead level. All of the families, whose homes were inspected, have had lead education. One family continues to decline an environmental health evaluation. The MCH team has been tracking clients referred for developmental delays, medical issues, and suicide risks since 7/2011. In December 2012, one child was referred to a Developmental/Growth specialist. The Child Care Health Consultants provided 4 classes for various child care facilities.

B. Special Project Team and Healthy Kids Team:

The Healthy Kids staffs continue to provide Healthy Kids exams at the East Las Vegas Public Health Center and at the Valley View location. Exams performed at both locations have increased over the last month. Sports, daycare and camp physicals through the team's Kids Clinic continue to be available at the Valley View facility, and at the Henderson and East Las Vegas Public Health Centers. A new team nurse was hired in December and is scheduled to start January 7, 2013. She replaces a nurse that transferred to HIV Case Management.

C. Nurse Family Partnership (NFP):

The Nurse-Family Partnership has 107 active clients. Two additional nurse home visitors hired with the MIECHV funding will start in January 2013. The team will begin participation in the federal Maternal and Infant Home Visiting Program Evaluation (MIHOPE) in the first quarter of 2013. This study was mandated by congress as part of their funding for home visiting programs. The state of Nevada and its funded home visiting programs were selected for the evaluation. The entire team will participate in this evaluation.

Training for the federally funded Maternal Infant and Early Childhood Home Visiting program data collection for the state of Nevada is scheduled for January 14, 2013. The two new nurse home visitors funded by this program, and the Nurse Family Partnership Team Leader, Supervisor, Manager and Administrative Assistant will be involved in the training and data collection (benchmarks) required as a result of the funding.

D. Refugee Health Program:

The Refugee Health Program saw 36 new clients during December. Of the 36 clients seen, 5 referrals for treatment were required: 1 for follow up on ova and parasites and 4 for TB issues. Clients may have more than one disease.

III. HIV/STD:

	<u>Dec 2012</u>	<u>Dec 2011</u>	<u>YTD 2012</u>	<u>YTD 2011</u>
Newly identified HIV infections	21	23	225	222
Newly identified HIV/ AIDS cases*	7	7	111	124
Newly identified AIDS cases	7	5	81	65
Pediatric HIV infections	0	0	0	0
Pediatric AIDS cases	0	0	0	0
Perinatally Exposed**	1	0	11	25
Previously Diagnosed HIV or AIDS Out of State; New to NV seeking care	18	3	263	145

HIV+ Pregnant Women Surveillance

1 women who is HIV+ and pregnant

***Pediatric HIV Surveillance (perinatally exposed)**

11 cases with current status as perinatally exposed:

2009 (1), 2010(2), 2011(3), 2012(5)

**These counts reflect report date (date entered into eHARS), not DOB of baby. It appears as though mom and baby have moved out of Nevada for the three (3) exposures in 2009 and 2010, but we are unable to verify that the babies have seroreverted to HIV negative.

Congenital Syphilis Surveillance

13 pregnant females are being followed during their pregnancy.

TIME- DIIS follow the pregnancy of women who have history of or are currently diagnosed with Syphilis. DIIS ensure timely/appropriate labs are ordered per NRS in first and third trimester, adequate treatment of mother of baby or documentation of treatment, testing of partners, and DIIS work with delivery OB and pediatrician to ensure appropriate testing/treatment of the baby as needed.

A. Prevention Services/Outreach Activities:

1. Clark County Juvenile Justice Services (Wednesdays) Urine based Chlamydia/Gonorrhea

Chlamydia/GC Tests	Chlamydia Positive	Gonorrhea Positive
94	11	1

Total of 77 tests for HIV and 77 tests for Syphilis with no positive results.

2. Clark County Detention Center

Every Monday

	HIV Tests	Positive Tests	Syphilis Tests	Positive Tests
Male	29	0	29	1
Female	12	0	12	0

Discharge Planning census = 40 encounters

3. City of Las Vegas

Every Tuesday

	HIV Tests	Positive HIV	Syphilis Tests	Positive Syphilis
Male	9	0	4	0
Female	9	0	4	0

Discharge Planning census = 4 encounters

4. Richard Steele Health and Wellness Community Center

Every Tuesday and Wednesday

	HIV Tests	Positive HIV	Syphilis Tests	Positive Syphilis
	64	0	52	2
Chlamydia/Gonorrhea	58	Positive Chlamydia 4	Positive Gonorrhea 1	

5. Gay & Lesbian Center

Every Monday and Thursday

	HIV Tests	Positive HIV	Syphilis Tests	Positive Syphilis
	261	2	213	4
Chlamydia/Gonorrhea	220	Positive Chlamydia 86	Positive Gonorrhea 2	

A total of 10 Twinrix vaccines were also administered

6. North Las Vegas Jail

	HIV Tests	Positive HIV	Syphilis Tests	Positive Syphilis
Male	0	0	0	0
Female	0	0	0	0

Discharge Planning census = 0 encounters

7. Henderson Detention Center

	HIV Tests	Positive HIV	Syphilis Tests	Positive Syphilis
Male	0	0	0	0
Female	0	0	0	0

Discharge Planning census = 0 encounters

8. North Valley Detention Center

	HIV Tests	Positive HIV	Syphilis Tests	Positive Syphilis
--	-----------	--------------	----------------	-------------------

Male	0	0	0	0
Female	0	0	0	0

Discharge Planning census = 0 encounters

9. Health Fairs / Community Events

<u>Date</u>	<u>Venue</u>	<u>Testing Activity</u>
12/01/12	World AIDS Day-Walgreens	HIV: 22 Pos: 2 RPR: 0 Pos: 0
12/01/12	Charlie's Bar	HIV: 27 Pos: 1 RPR: 27 Pos: 5
12/19/12	Charlie's Bar	HIV: 18 Pos: 0 RPR: 18 Pos: 1

10. Educational Presentations:

a. HIV Fundamentals

<u>Date</u>	<u>Venue</u>	<u>Attendance</u>	<u>Court Ordered</u>
12/14/12	HIV 101 Fundamentals	2	6

b. STD Surveillance:

	<u>Dec 2012</u>	<u>Dec 2011</u>	<u>YTD 2012</u>	<u>YTD 2011</u>
Primary Syphilis	0	2	27	34
Secondary Syphilis	8	7	71	95
Early Latent Syphilis	20	7	207	165
Late & Latent Syphilis	1	10	100	127
Chlamydia	723	690	8,596	8,845
Gonorrhea	199	151	1,980	1,860
Presumptive Congenital Syphilis	1	0	1	2

IV. CCHD/SNHD Lab:

Refer to the monthly statistical report related to lab accessioning and pre-analytic activities.

V. Tuberculosis Clinic:

In December, the TB clinic conducted its last quarterly cohort review for 2012; reviewing twenty-two cases. There was no pediatric clinic for the month of December and only two adult clinics. The contractual physicians pare down services at this time of year. The weekly clinics will be up and functioning at full capacity beginning again in January.

The Nevada State TB Controller has been meeting with staff regarding plans for World TB Day in March 2013. Some of the ideas planned are to resume the statewide coloring contest; a museum exhibit on TB, a health professional's conference and a statewide training for staff on bringing awareness of TB to the community.

A new disease investigator was hired to replace the vacated position and training is in progress. We received notice that one of the Community Health Nurses will be transferring to another program within the Nursing Division so recruitment and hiring will need to take place to fill that position.

The Public Health Advisor, assigned to TB was slated to begin a temporary duty assignment in another state but that is on hold at this time. This allowed the PHA to move forward with the scheduled meeting for Corrections personnel. These meetings strengthen relationships between organizations and fulfill correctional liaison expectations.

Lastly, TB staff began participating in a sample shipping time study between SNHD and the Nevada State Public Health Lab. The purpose is to study sample shipping procedures and identify delays in delivery to improve sample integrity.

The TB team is also discussing and developing a new Board of Health report to showcase the work of the program beginning 2013.

Tally for December of people using the TB web site for their questions/concerns: 0

Refer to the monthly statistical report.

VI. Sexual Health Clinic (SHC):

The SHC continues service at 100% of capacity. The client numbers remain consistent taking into consideration the days of service delivery due to the holidays during the month of December. The SHC will conduct trainings to increase the quality of services, improve customer service, and increase efficiency. These initiatives will be ongoing and includes all the HIV/STD surveillance staff.

The SHC successfully continued providing services for the brothel workers. During the month of December, 8 clients were seen.

Referring to the statistical report in WebIZ the number of clients provided service under the treatment "arm" of SHC for this past month was 1,165; for other clinic related services the total number of clients served at this center equaled 1,224.

Tally for December of people using the STD web site for their questions/concerns: 9

December Tally:

Sexual Awareness Campaign cards Collected (SAC + Top 20 MD)	44
Partner referral cards collected	35
Partner referral cards given	270
Priority cards given	5
Priority cards received	5
Administered Twinrix vaccinations	42
Administered doses of Bicillin	109
Gratis	103

Refer to the monthly statistical report.

VII. Nursing Quality Management:

There was no meeting of the large group. The subgroup meeting regarding chart review did not occur with Immunization due to a conflict in scheduling.

VIII. Public Health Centers (PHC):

A. East Las Vegas PHC

Lester Rossi started as an Administrative Assistant December 8th and Mary Cooper started December 24th. Both staff members are former employees of the Health Card program. One additional Spanish speaking Administrative Assistant is in recruitment as well as 1 Spanish speaking RN (See activity report for clients served).

B. Henderson PHC

A supervisor position is in the recruitment process for this location. The Senior Public Health Nurse (Nursing lead) is currently being filled by Maria Gueco in an "act as" capacity and will also go into recruitment once the supervisor is hired.

IX. Family Planning Summary:

Family Planning service numbers remain consistent with the available days for service delivery. Once again, service numbers have decreased due to the holidays.

A. Family Planning Community Outreach Activities:

The Family Planning Health Educator participated in 2 community exhibits and 3 exhibits which reached 196 teens, 13 parents and 7 providers who serve youth. Over 93 post cards were disseminated and 7 information fact sheets for service providers.

During the month the Teen Prevention Pregnancy and Family Planning programs worked to expand the community outreach capacity. It included approving policies and procedures for the new Teen Hotline, and promotional and registration materials development for Be Proud! Be Responsible! Classes are now available at the East Las Vegas Public Health Center. The new Teen Hotline will allow evaluation of the impact and response to community outreach to the teens and potentially improve customer service to teens by providing a user friendly, efficient phone number for this hard to reach population.

B. Teen Pregnancy Prevention (TPP):

1. Curricula Delivery: Total of 9 trainings were delivered; 6 in Juvenile Detention, 3 in Juvenile Probation. No cancellations.

65 Total Participants; Males, 71%; African Am. 29%; Hispanic 39%; Other/multi-racial 32%.

Incentives Distribution: 110 gift cards were distributed at the end of each training; 48 issued for completion of 3 month surveys and 38 issued for 6 month surveys for a total of 196 gift cards issued for the month of December.

2. Special Projects:

a. Completed Be Proud! Be Responsible! For 9th graders at Innovations International Charter

School (IICS). The program was provided in one hour modules during Health class over the course of two weeks. Each participant received parental consent and received a gift bag at the conclusion of the program. Total participants 50; Females 52%, Males 48%, African-American 14%, Hispanic 60%, Other/Multiracial 26%.

- b. The Southern Nevada Community Coalition has established a governance structure and completed its strategic plan. It's first initiative is the development of parent workshops to educate parents on how to talk with teens about sexual and reproductive health. The first workshop is scheduled for January 29th, 6:00 – 8:30 p.m., at Walnut Cecile Community Center.
- c. TAPP youth completed a 4 hour Peer Educator training on December 27th. TAPP has applied for a \$1,000 grant through the City of Las Vegas, Youth Neighborhood Association Partnership Program (YNAPP). Their proposed project is to provide care packages that include information and referrals for sexual and reproductive health to homeless youth at the Shannon West Homeless Youth Center. TAPP has been invited to give a presentation to YNAPP about the project on January 8, 2013.
- d. TPP met its deadline for submitting a carryover budget and work plan by December 31, 2012. Approval of carryover funding is expected in March.
- e. TPP completed its report on the seven parent focus groups held in March of 2012. Reports are available on request.
- f. To achieve Year 3 work plan objectives, several new sexual and reproductive health training curricula are being developed for parents, mentors and other adults who work with youth. Agencies participating in the parent/adult training include the Department of Family Services and Big Brother Big Sisters.

X. Nursing Development/Community Outreach Educator Program

A. Education:

1. Cancelled one CPR classes due to lack of participants.
2. Two presentations were given by pharmacy students with 18 in attendance.

B. Student Activities:

1. Began scheduling 48 UNLV Nursing students for their 4 hours of observation experience in February.
2. Facilitated paperwork for 2 Pharmacy students.
3. Facilitated paperwork for Catholic Charities 6 hours of observation in the Refugee Clinic.

C. Other Activities:

1. Worked in TB Clinic 4 days a week.
2. Audited Venipuncture class.

BS: ms

Attachments: December Monthly Statistical Report
December Service Education Calendar

NURSING DIVISION MONTHLY REPORT

December 2012

CLINIC SERVICES

Not all services are available at all locations

Client Encounters by Location	Valley View	400 Shadow PHC	East LV PHC	Hend PHC	NLV PHC	Laughlin	MCH Satellites	Cambridge	TB Clinic	Mesquite	Adoles. Clinics	Childcare Clinics	Shots 4 Tots	Other**	TOTAL
Immunizations	1,279		872	556	193		25			73		412	99	257	3,766
Children's Exams			6				157								163
Family Planning			798	328											1,126
HIV/AIDS ***		561	58	25										856	1,500
Other Services*	10		163	56											229
STD Clinic		1,175													1,175
STD Investigations		132													132
TB Treatment/Control									3,490						3,490
Hep. A Desk (Health Card)															0
TOTAL	1,289	1,868	1,897	965	193	0	182	0	3,490	73	0	412	99	1,113	11,581

*First Aid, BP, PKUs

**Health Fairs

☐ =not applicable

**** Numbers not available at this time

CLIENT ENCOUNTERS BY PROGRAM

	YTD 2012	YTD 2011
Immunizations	56,922	73,892
Children's Exams	2,365	3,272
Family Planning	14,025	14,988
HIV/AIDS	19,743	20,671
Other Services	5,832	4,535
STD	16,479	19,141
STD Investigations	3,202	1,934
TB Treatment & Control	66,345	84,671
Hep. A Desk (Health Card)	54,016	80,878
TOTAL	238,929	303,982

*Numbers are being audited for verification.

Approved by:

BS Bonnie Sorenson

AC Alice Costello

RC Richard Cichy

MD Margarita DeSantos

PO Patricia O'Rourke-Langston

RR Rick Reich

NURSING DIVISION MONTHLY REPORT

December 2012

FIELD SERVICES

COMMUNITY HEALTH Nursing Field Services (Home Visits)	Dec-12	YTD 2012	YTD 2011
MCH Team	157	2009	2219

NARRATIVE: Out of the 84 referrals received in the Community Health Nursing Program, 61 were in Neonatal Intensive Care Units, and 11 were for Child Protective Services.

COMMUNITY HEALTH MCH Healthy Kid's Team Statistical Data	Dec-12	YTD 2012	YTD 2011
Clients Seen for Immunizations	435	5493	6847
Total Exams	57	1357	1191
Fluoride Varnish		684	1616
Hemocue	22	375	911
Lead	8	281	941
Ages & Stages	28	753	740

COMMUNITY HEALTH NFP Statistical Data	Dec-12	YTD 2012	YTD 2011
Referrals	12	284	347
Enrolled	3	77	44
Active	107		

COMMUNITY HEALTH Refugee Health Program	Dec-12	YTD 2012	YTD 2011
Clients Seen	36	502	492
Clients Requiring Follow-up for Communicable Disease	5	100	109

Vaccines for Children	Dec-12	YTD 2012	Dec-11
Number of Participating Providers	157		149
Number of VFC Site Visits	3	87	14
Number of AFIX (Quality Assurance) Visits	2	35	
Number of Combined VFC/AFIX Visits	2	47	
Number of Feedback/Follow-Up Visits	21	497	36
Number of State Requested Visits		53	

PERINATAL HEPATITIS B	Dec-12	Dec-11
Total Active Cases	237	306
# of Expectant Women	27	31
New Cases	5	14

Adult Vaccination Program	Dec-12	YTD 2012	YTD 2011
Patient Encounters	83	1616	867
Worksites Visited	2	30	26

NURSING DIVISION MONTHLY REPORT
December 2012
FIELD SERVICES

TB Treatment & Control	Dec-12	YTD 2012	YTD 2011
New Cases	5	70	85
Patients on Prophylaxis	2,197	29,537	30,485
Contact investigations	7	97	98
Clients Receiving DOT	1,239	13,723	13,023
Encounters	3,490	66,345	84,671

HIV/AIDS Testing by Location	Dec-12	YTD 2012	Dec-11	YTD 2011	Positives	
					YTD 2012	YTD 2011
SNHD-HIV, Outreach	1,032	14,732	1,236	15,302	215 (46)	270 (83)
SAPTA (formerly BADA)	79	1,037	44	1,084	3 (1)	3
MISC.(incl.J Jail)	146	1,994	135	2,281	10 (4)	7 (2)
TOTAL	1,257	17,763	1,415	18,667	228 (51)	280 (88)

*Parenthesis value represents number that were self-reported previous positive (screening for self-reported previous positives began in 2009)





Case Management Client Contacts	Dec-12	YTD 2012	YTD 2011
Adults - HIV/AIDS	395	3,423	3,445
Women & Children - HIV/AIDS	155	2,752	4,677
TOTAL	550	6,175	8,122

NURSING DIVISION MONTHLY REPORT
December 2012
SUPPORT SERVICES

Volunteers	Number:	YTD 2012	YTD 2011	Hours:	YTD 2012	YTD 2011
Hope Worldwide Nevada		22	80		53	214.75

Laboratory Testing	Dec-12	YTD 2012	YTD 2011
Total Clients	**	876	3,170
Total Tests	**	1,637	6,286

**Due to the closure of SNHD Ravenholt building at 625 Shadow Lane, there are no numbers for clients and tests.

Sunday	Monday	Tuesday	Wednesday	Thursday	Friday	Saturday
<h1>DECEMBER 2012</h1> In-Service Education						
						1
2	3	4	5	6	7	8
9	10	11	12 BBP Class 8:30-10:30 IT Conf. Room 1	13 CPR Renewal Class 9:00 330 S. Valley View Conf. Room 3 RSVP Lori Dentice 759-1621	14 HIV Fundamentals 10:00-3:00 400 Shadow Lane Ste. 208 Marnita 759-0835	15
16	17	18	19	20	21	22
23	24 	25 MERRY  CHRISTMAS	26	27	28	29
30	31 