

# Memorandum

**Date:** January 9, 2012

**To:** Southern Nevada District Board of Health

**From:** Bonnie Sorenson, R.N., B.S.N., Director of Clinic & Nursing Services *BS*  
John Middaugh, M.D., Interim Chief Health Officer *JM*

**Subject:** Nursing Monthly Report – November 2012

## DIVISION OF NURSING DIRECTOR REPORT

### I. Immunization Program:

	Nov 2012	Nov 2011	YTD 2012	YTD 2011
<b>A. Immunization Clinics:</b>				
Total Clients	4251	4651	53156	63111
Total Vaccine	9190	10584	129357	154971
Gratis	1139	1314	8870	6474
<b>B. Health Card Clinic:</b>				
Total Client Encounters	0	5780	0	76087
Total Hep A	0	4063	0	51371
Total TB Testing	0	859	0	11974
<b>C. Perinatal Hep B Program:</b>				
Total Active Cases	258	280	255(Avg)	279(Avg)
# of Expectant Women	25	37	23(Avg)	357(Total)
New Cases	10	7	63(Total)	99(Total)
Closed Cases	15	0	104(Total)	22(Total)
Total Cases	309	357	331(Avg)	352(Avg)
Hospitals Visited	14	13	112(Total)	71(Total)
<b>D. Vaccines for Children:</b>				
*Average provider rate (4:3:1:3:3:1)	80%	81.71%	78.30%	81.35%
*Average provider rate (4:3:1:3:3:1:4)	78%	79.28%	74.80%	78.81%
# of Drop Outs from Program	0	3	9	18
# of New Enrollments	3	0	12	4
# of Fed. Qualified Health Centers	112	117	114	117
# of Tribal Health	2	2	2	2
# of Other Public Health Centers	7	8	7	8

Total number of VFC providers to date is 147 compared to 146 in November of 2011.

	Nov 2012	Nov 2011	YTD 2012	YTD 2011
<b>E. Adolescent Program:</b>				
Clinics - Public Schools	0	0	10	19
Clinics- Private Schools/Health Fairs	0	0	0	1
TOTAL ALL CLINICS	0	0	10	15
Total Clients Seen	0	0	968	489
Total Vaccine	0	0	1138	808
<b>F. Child Care</b>	<b>Nov 2012</b>	<b>Nov 2011</b>	<b>YTD 2012</b>	<b>YTD 2011</b>
Child Care Audits	43	15	281	188
Average Immunization Rate	81%	85%	85%	84%
Feedback	38	15	255	205
Total Clinics	7	0	23	6
Total Clients	94	0	443	27
Total Vaccine Administered	134	0	757	37
<b>G. Adult Vaccination Program:</b>	<b>Nov 2012</b>	<b>Nov 2011</b>	<b>YTD 2012</b>	<b>YTD 2011</b>
Total Worksites Visited	3	3	55	16
Total Patient Encounters	82	86	1713	533
Total New Contacts	0	0	22	17
Total New PO's	0	0	0	0
<b>H. Educational Events:</b>	<b>Nov 2012</b>	<b>Nov 2011</b>	<b>YTD 2012</b>	<b>YTD 2011</b>
Total Educational Events Held	0	1	30	36
<b>I. Immunization Exemption Class:</b>	<b>Nov 2012</b>	<b>Nov 2011</b>	<b>YTD 2012</b>	<b>YTD 2011</b>
Total Clients Attending	5	4	35	172

**J. Immunization Activities:**

1. Clinic staff held a flu clinic at the Boys and Girls Club November 20, 2012 and 86 clients received flu vaccine.
2. 210 children returned for vaccination following an October 20, 2012 Pfizer Infant/children electronic, telephonic reminder recall. .
3. Total flu vaccines administered from all funding sources for November: 2367 doses.
4. Total flu vaccines administered to date is 6657 doses.

**K. Immunization Outreach Activities:**

1. The Child Care program conducted seven Tdap and Flu immunization clinics at Daycare centers for children, parents and employees. Daycare staff continues to contact child care centers to offer no cost Tdap and Flu vaccines for child care workers.
2. SNHD Immunization program has initiated partnerships with CCSD and SNIHC to schedule five Tdap clinics for area middle schools in the spring.
3. SNHD Immunization program and Hepatitis B Free Las Vegas partnered with the Pho Quang Buddhist Temple on November 27<sup>th</sup> administered 43 Hepatitis B vaccines and 60 Tdap vaccines to 48 clients.

4. Tdap and Flu Outreach clinics were conducted:
  - a. November 3, 2012; The Workforce Resource Event in North Las Vegas with 49 clients and 77 vaccines administered.
  - b. November 3, 2012; The Church of Latter Day Saints with 99 clients and 128 vaccines administered.
  - c. November 10, 2012; Seafood City with 175 clients and 198 vaccines administered.

**L. Shots for Tots Activities:**

Shots 4 Tots Week was celebrated the week of November 19-21, 2012.

1. Valley View Public Health Center saw 44 children.
2. Henderson Public Health Center saw 50 children.
3. East Las Vegas Public Health Center saw 50 children.
4. North Las Vegas Public Health Center saw 15 children.
5. Mesquite Public Health Center saw 7 children
6. Total children clients seen in all PHC locations during Shots 4 Tots week was 166.

**M. 2012-2013 Influenza Season Activities:**

1. The Immunization Child Care program administered a total of 76 doses of flu to child care workers.
2. Health fair teams administered 247 doses of flu vaccine in November.

**N. Mesquite IZ Clinic:** Mesquite client service numbers have remained consistent with no significant increase (see activity report numbers for clients served).

**O. North Las Vegas IZ Clinic:** The North Las Vegas Public Health Center Service will expand to include Vital Records and issuing Health Cards in mid-December 2012, additionally, services will expand to five day a week in January 2013.

**II. Community Health Nursing Program:**

**A. Maternal Child Nursing Program/Child Care Health Consultation (CCHC):**

The MCH team is continuing with the nursing case management of eight children with elevated blood lead levels. In November 2012, there were no children with an elevated blood lead level and one lead case currently continues to be pending a home evaluation/inspection. The MCH team has been tracking clients referred for developmental delays, medical issues, and suicide risks since July 2011.

**B. Special Project Team and Healthy Kids Team:**

Special Projects provided brochures on services available at the Workforce Development and Training Expo on November 3, 2012. Sports, daycare and camp physicals through the team's Kids Clinic are available at the Valley View facility.

**C. Nurse Family Partnership (NFP):**

The Nurse-Family Partnership has 105 active clients. Two additional nurse home visitors hired with the MIECHV funding will start in January 2013. This will allow the team to serve an additional 50 families.

**D. Refugee Health Program:**

The Refugee Health Program saw 46 new clients during November. Of the 46 clients seen, 9 referrals for treatment were required: 1 for possible Hepatitis B, 2 for follow up on ova and parasites, and 8 for TB issues. Clients may have more than one disease.

**III. HIV/STD:**

	<u>Nov 2012</u>	<u>Nov 2011</u>	<u>YTD 2012</u>	<u>YTD 2011</u>
Newly identified HIV infections	16	21	204	199
Newly identified HIV/AIDS cases*	7	18	104	117
Newly identified AIDS cases	11	5	74	60
Pediatric HIV infections	0	0	0	0
Pediatric AIDS cases	0	0	0	0
Perinatally Exposed**	1	0	10	19
Previously Diagnosed HIV or AIDS Out of State; New to NV seeking care	24	28	245	127

**HIV+ Pregnant Women Surveillance**

3 women who are HIV+ and pregnant

**\*Pediatric HIV Surveillance (perinatally exposed)**

10 cases with current status as perinatally exposed:

2009 (1), 2010(2), 2011(3), 2012(4)

\*\*These counts reflect report date (date entered into eHARS), not DOB of baby. It appears as though mom and baby have moved out of Nevada for the three (3) exposures in 2009 and 2010, but we are unable to verify that the babies have seroreverted to HIV negative.

**Congenital Syphilis Surveillance**

14 pregnant females are being followed during their pregnancy.

TIME- DIIS follow the pregnancy of women who have a history of or are currently diagnosed with Syphilis. DIIS ensure timely/appropriate labs are ordered per NRS in first and third trimester, adequate treatment of mother of baby or documentation of treatment, testing of partners, and DIIS work with delivery OB and pediatrician to ensure appropriate testing/treatment of the baby as needed.

**A. Prevention Services/Outreach Activities:**

1. Clark County Juvenile Justice Services (Wednesdays) Urine based Chlamydia/Gonorrhea Every Wednesday

Chlamydia/GC Tests	Chlamydia Positive	Gonorrhea Positive
66	11	2

Total of 38 tests for HIV and 35 tests for Syphilis with no positive results.

2. Clark County Detention Center Every Monday

	HIV Tests	Positive Tests	Syphilis Tests	Positive Tests
Male	7	0	7	0
Female	1	0	1	0

Discharge Planning census = 34 encounters

**3. City of Las Vegas**  
Every Tuesday

	HIV Tests	Positive HIV	Syphilis Tests	Positive Syphilis
Male	3	0	3	0
Female	2	0	2	0

Discharge Planning census = 9 encounters

**4. Richard Steele Health and Wellness Community Center**  
Every Tuesday and Wednesday

	HIV Tests	Positive HIV	Syphilis Tests	Positive Syphilis
	71	0	61	2
Chlamydia/Gonorrhea		Positive Chlamydia	Positive Gonorrhea	
	64	6	0	

**5. Gay & Lesbian Center**  
Every Monday and Thursday

	HIV Tests	Positive HIV	Syphilis Tests	Positive Syphilis
	251	5	224	5
Chlamydia/Gonorrhea		Positive Chlamydia	Positive Gonorrhea	
	232	16	2	

A total of 17 Twinrix vaccines were also administered

**6. North Las Vegas Jail**

	HIV Tests	Positive HIV	Syphilis Tests	Positive Syphilis
Male	0	0	0	0
Female	0	0	0	0

Discharge Planning census = 0 encounters

**7. Henderson Detention Center**

	HIV Tests	Positive HIV	Syphilis Tests	Positive Syphilis
Male	0	0	0	0
Female	0	0	0	0

Discharge Planning census = 0 encounters

**8. North Valley Detention Center**

	HIV Tests	Positive HIV	Syphilis Tests	Positive Syphilis
Male	0	0	0	0
Female	0	0	0	0

Discharge Planning census = 0 encounters

**9. Health Fairs / Community Events**

<u>Date</u>	<u>Venue</u>	<u>Testing Activity</u>
11/13/12	ECDC	HIV: 16 Pos: 1 RPR: 16 Pos: 0
11/16/12	Action Red	HIV: 2 Pos: 0 RPR: 2 Pos: 1
11/17/12	Transgender Empowerment	HIV: 13 Pos: 0 RPR: 0 N/A

**10. Educational Presentations:**

**a. HIV Fundamentals**

<u>Date</u>	<u>Venue</u>	<u>Attendance</u>	<u>Court Ordered</u>
11/14/12	HIV 101 Fundamentals	9	6

**b. STD Surveillance:**

	<u>Nov 2012</u>	<u>Nov 2011</u>	<u>YTD 2012</u>	<u>YTD 2011</u>
Primary Syphilis	6	4	27	32
Secondary Syphilis	5	9	62	88
Early Latent Syphilis	23	16	188	157
Late & Latent Syphilis	6	12	98	111
Chlamydia	738	685	7864	8128
Gonorrhea	166	159	1778	1698
Presumptive Congenital Syphilis	1	0	0	2

**IV. CCHD/SNHD Lab:**

Refer to the monthly statistical report related to lab accessioning and pre-analytic activities.

There continues to be organizational meetings to discuss and consider the next steps that would best serve the programs and projects that are dependent upon lab diagnostics to provide direct client care.

**V. Tuberculosis Clinic:**

The State continues to review and respond to the technical difficulties related to the case reporting system known as NBS. The State is working on the problems but no resolution date has been identified. Cases are being reported on the paper forms and delivered to the State office.

November has been a busy month for the TB clinic. Two patients were identified as having multi-drug resistant Tuberculosis. This diagnosis presents unique challenges in arranging for appropriate treatment, housing needs, screening of contacts and coordination of care with outside providers.

The TB clinic received a visit from the CDC's Public Health Associate Program office. The staff met with Heidi Pfeiffer who supervises two associates assigned to the Nevada State Health Division. One of the associates is working closely with the Nevada State TB Controller and Southern Nevada Health District TB Program. This is a two year appointment designed to give practical experience and training to the associates in the field of Public Health. Upon completion of their assignment, these associates are qualified to apply for entry-level positions at the CDC or other public health

agencies. The associate has been working closely with the CDC’s Public Health Advisor assigned to Southern Nevada participating in contact investigations, corrections activities and TB educational opportunities.

Lastly, TB staff and the Clinical Pharmacist provided education to Southwest Medical Associates Nursing Administration. Topics discussed were TB epidemiological trends, rate of both infection and disease in Clark County, risk factors for the development of active disease, diagnosis and transmission and criteria for latent TB infection treatment. Thirty employees were in attendance.

**Tally for November of people using the TB web site for their questions/concerns: 0**

Refer to the monthly statistical report.

**VI. Sexual Health Clinic (SHC):**

The SHC continued to see clients under the Sexual Awareness Card Provider Intervention Project (SAC PIP) for a total of 7 clients during the month of November. This is a new initiative by HIV/STD surveillance staff to educate and incentivize the top 20 health care practices identifying the sexually transmitted infections of Chlamydia and gonorrhea. This project provides a place for the partners of clients seen and treated by private health care practices to refer for follow up care. The SHC successfully continued the brothel worker program. During the month of November, 7 clients were seen.

The SHC at the new location operated at 100% capacity in the month of November. Referring to the statistical report in WebIZ RH the number of clients provided service under the treatment “arm” of SHC for this past month was 1,329; for other clinic related services the total number of clients served at this center equaled 1,464.

**Tally for November of people using the STD web site for their questions/concerns: 13**

**November Tally:**

Sexual Awareness Campaign cards Collected (SAC + Top 20 MD)	62
Partner referral cards collected	49
Partner referral cards given	264
Priority cards given	5
Priority cards received	5
Administered Twinrix vaccinations	62
Administered doses of Bicillin	113
Gratis	232

Refer to the monthly statistical report.

**VII. Nursing Quality Management:**

There was no meeting held this past month due to the closure of the Ravenholt Public Health Center. There was a meeting of a subcommittee to begin planning and implementation of specific programs and projects for quality chart audits.

### **VIII. Public Health Centers (PHC):**

#### **A. East Las Vegas PHC**

Lester Rossi started as an Administrative Assistant December 8<sup>th</sup> and Mary Cooper started December 24<sup>th</sup>. Both staff members are former employees of the Health Card program. One additional Spanish speaking Administrative Assistant is in recruitment, as well as one Spanish speaking RN. (See activity report for clients served).

#### **B. Henderson PHC**

A supervisor position is in the recruitment process for this location. The Senior Public Health Nurse (Nursing lead) is currently being filled by Maria Gueco in an acting capacity and will go into recruitment once the supervisor is hired.

#### **C. Mesquite PHC**

Mesquite client service numbers have remained constant. This clinic is now under the management of Richard Cichy, CHN Manager for Immunizations (See activity report numbers for clients served).

#### **C. North Las Vegas PHC**

North Las Vegas client service numbers have remained constant. This clinic is now under the management of Richard Cichy, CHN Manager for Immunizations (See activity report numbers for clients served).

### **IX. Family Planning Summary:**

The Southern Nevada Health District Family Planning numbers have decreased for the month of November due to the Thanksgiving holiday closure and the 5 week medical leave of the Henderson Nurse Practitioner (NP). Service provision for initial clients was provided by the NP staff from East one day per week during this timeframe. The NP has returned to full duty.

#### **A. Family Planning Community Outreach Activities:**

November outreach activity in Family Planning consisted of 2 community exhibits, 5 presentations in which 237 youth, 40 parents/adults, and 21 providers were reached with Family Planning services messages and information. There were 259 clinic cards and 21 provider fact sheets distributed during the outreach encounters.

The development of processes and procedures to incorporate Family Planning Outreach activities within the Teen Pregnancy Prevention Program has been a priority focus this month. Among those developments are procedures for the new Teen Hotline which provides convenient access to Health Educators for sexual health information, appointment scheduling, and registration for "Be Proud! Be Responsible!" classes accessible to the community at East Las Vegas Public Health Center beginning January 2013.

#### **B. Teen Pregnancy Prevention (TPP):**

**1. Curricula Delivery:** Total of (5) trainings were delivered – (3) in Juvenile Detention, (2) in Juvenile Probation. (2) Scheduled classes were cancelled: DREAMR & ELV Make-up. DREAMER has not yet compiled their participant list and ELV make-up probation classes



were cancelled due to less than 6 participants showing up to the class. Total Participants: 46; Males 72%; African Am. 48%; Hispanic 28%; Other 24%.

Incentives Distribution: 76 gift cards were distributed at the end of each training; 84 issued for completion of 3 month surveys and 48 issued for 6 month surveys for a total of 208 gift cards issued for the month of November, 2012.

## **2. Special Projects:**

- a. Signed MOU with new site partner – Innovations International Charter School. The Be Proud! Be Responsible curriculum will be provided to all ninth grade students.
- b. TPP is currently in negotiations for an MOU with the Latin Chamber of Commerce Community Foundation, WIA Workforce Investment Act to provide Be Proud Be Responsible to program youth.
- c. TPP is currently in negotiations with the UNLV Lincy Institute for an MOU to establish a partnership and collaboration as the evaluator for the Clark County Department of Family Services DREAMR Grant.
- d. TAPP Youth Council applied for a project grant through the Youth Neighborhood Partnership Program. Their project proposal was to work with homeless youth to provide a care package that included toiletries and other basic necessities in addition to information about how to protect their sexual health.
- e. TPP Sponsored an information table at the annual Nevada Public Health Association (NPHA) conference. TPP came in second place for Program of the Year.
- f. TPP Co-sponsored the Nevada State Teen Pregnancy Prevention Summit held on Friday, November 16, 2012. This summit was organized by Assemblywoman Dina Neal and Supported by the National Conference of State Legislators (NCSL) and the National Campaign to Prevent Teen and Unplanned Pregnancy. Representatives of the TPP program presented to the attendees on the SNHD TPP program and recommended actions to reduce teen pregnancy rates in Clark County. The Nevada state legislators in attendance received a packet of information from SNHD including the BOH resolution approved in May 2012.
- g. The Southern Nevada Teen Pregnancy Community Coalition completed its strategic planning. The coalition is in the process of establishing its bylaws and has begun planning its first objective to provide parent sexual health training to assist parents in discussing sexual health with their teens.
- h. End of Year Report, Success Story, and electronic outcome data was submitted to OAH by the November 30, 2012 deadline.

## **X. Nursing Development/Community Outreach Educator Program**

### **A. Education:**

1. Conducted one CPR classes with 4 in attendance.
2. Two presentations were given by pharmacy students with 25 in attendance.

### **B. Student Activities:**

1. UNLV Nursing program made contact to SNHD to begin planning for the Nursing student rotation in February 2013.

**C. Other Activities:**

1. Worked in TB Clinic.

BS: ms

Attachments: November Monthly Statistical Report  
November Service Education Calendar

## NURSING DIVISION MONTHLY REPORT

November 2012

### CLINIC SERVICES

*Not all services are available at all locations*

Client Encounters by Location	Valley View	400 Shadow PHC	East LV PHC	Hend PHC	NLV PHC	Laughlin	MCH Satellites	Cambridge	TB Clinic	Mesquite	Adoles. Clinics	Childcare Clinics	Shots 4 Tots	Other**	TOTAL
Immunizations	1,503		1,076	641	205		53			113		94		566	4,251
Children's Exams			10	1			236								247
Family Planning			667	280											947
HIV/AIDS ***		717	58	15										654	1,444
Other Services*	13		190	55						6					264
STD Clinic		1,334													1,334
STD Investigations		678													678
TB Treatment/Control									3,605						3,605
Hep. A Desk (Health Card)															0
<b>TOTAL</b>	1,516	2,729	2,001	992	205	0	289	0	3,605	119	0	94	0	1,220	12,770

\*First Aid, BP, PKUs

\*\*Health Fairs

=not applicable

\*\*\*\* Numbers not available at this time

#### CLIENT ENCOUNTERS BY PROGRAM

	YTD 2012	YTD 2011
Immunizations	53,156	70,126
Children's Exams	2,202	2,971
Family Planning	12,899	13,882
HIV/AIDS	18,292	19,002
Other Services	5,603	4,333
STD	15,304	17,665
STD Investigations	3,070	1,753
TB Treatment & Control	62,855	78,044
Hep. A Desk (Health Card)	54,016	76,387
<b>TOTAL</b>	<b>227,397</b>	<b>284,163</b>

\*Numbers are being audited for verification.

Approved by:

BS Bonnie Sorenson

AC Alice Costello

RC Richard Cichy

MD Margarita DeSantos

PO Patricia O'Rourke-Langston

RR Rick Reich

## NURSING DIVISION MONTHLY REPORT

November 2012

FIELD SERVICES

COMMUNITY HEALTH Nursing Field Services (Home Visits)	November	YTD 2012	YTD 2011
MCH Team	148	1852	2049

**NARRATIVE:** Out of the 72 referrals received in the Community Health Nursing Program, 52 were in Neonatal Intensive Care Units, and 8 were for Child Protective Services.

COMMUNITY HEALTH MCH Healthy Kid's Team Statistical Data	Nov-12	YTD 2012	YTD 2011
Clients Seen for Immunizations	393	6058	6420
Total Exams	60	1300	1079
Fluoride Varnish		684	1341
Hemocue	22	353	895
Lead	16	273	922
Ages & Stages	22	725	676

COMMUNITY HEALTH NFP Statistical Data	Nov-12	YTD 2012	YTD 2011
Referrals	22	272	314
Enrolled	1	74	41
Active	105		

COMMUNITY HEALTH Refugee Health Program	Nov-12	YTD 2012	YTD 2011
Clients Seen	46	466	448
Clients Requiring Follow-up for Communicable Disease	9	95	101

Vaccines for Children	Nov-12	YTD 2012	Nov-11
Number of Participating Providers	147		147
Number of VFC Site Visits	8	84	16
Number of AFIX (Quality Assurance) Visits		33	
Number of Combined VFC/AFIX Visits	2	45	
Number of Feedback/Follow-Up Visits	8	476	32
Number of State Requested Visits		53	1

PERINATAL HEPATITIS B	Nov-12	Nov-11
Total Active Cases	258	306
# of Expectant Women	25	37
New Cases	10	7

Adult Vaccination Program	Nov-12	YTD 2012	YTD 2011
Patient Encounters	82	1533	744
Worksites Visited	3	28	23

## NURSING DIVISION MONTHLY REPORT

November 2012

FIELD SERVICES

<b>TB Treatment &amp; Control</b>	<b>Nov-12</b>	<b>YTD 2012</b>	<b>YTD 2011</b>
New Cases	5	65	81
Patients on Prophylaxis	2,385	27,340	27,949
Contact investigations	6	90	89
Clients Receiving DOT	1,081	12,484	11,796
Encounters	3,605	62,855	78,044

<b>HIV/AIDS Testing by Location</b>	<b>Nov-12</b>	<b>YTD 2012</b>	<b>Nov-11</b>	<b>YTD 2011</b>	<b>Positives</b>	
					<b>YTD 2012</b>	<b>YTD 2011</b>
SNHD-HIV, Outreach	1,145	13,735	1,133	13,516	203 (42)	244 (76)
SAPTA (formerly BADA)	54	917	23	968	3 (1)	3
MISC.(incl.J Jail)	55	1,848	179	2,115	9 (4)	4 (1)
<b>TOTAL</b>	<b>1,254</b>	<b>16,500</b>	<b>1,335</b>	<b>16,599</b>	<b>215 (47)</b>	<b>251 (77)</b>

\*Parenthesis value represents number that were self-reported previous positive (screening for self-reported previous positives began in 2009)


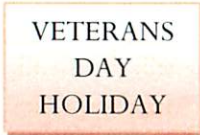


<b>Case Management Client Contacts</b>	<b>Nov-12</b>	<b>YTD 2012</b>	<b>YTD 2011</b>
Adults - HIV/AIDS	348	3,893	3,188
Women & Children - HIV/AIDS	251	3,450	4,440
<b>TOTAL</b>	<b>599</b>	<b>7,343</b>	<b>7,628</b>

**NURSING DIVISION MONTHLY REPORT**  
**November 2012**  
**SUPPORT SERVICES**

<b>Volunteers</b>	<b>Number:</b>	<b>YTD 2012</b>	<b>YTD 2011</b>	<b>Hours:</b>	<b>YTD 2012</b>	<b>YTD 2011</b>
Hope Worldwide Nevada		22	69		53	190

<b>Laboratory Testing</b>	<b>Nov-12</b>	<b>YTD 2012</b>	<b>YTD 2011</b>
Total Clients	**	876	2,992
Total Tests	**	1,637	5,961

\*\*Due to the closure of SNHD Ravenholt building at 625 Shadow Lane, there are no numbers for clients and tests.

Sunday	Monday	Tuesday	Wednesday	Thursday	Friday	Saturday
<h1>NOVEMBER 2012</h1> In-Service Education						
				1	2	3
4	5	6	7	8	9	10
11 	12 	13	14 HIV 101 10-3 400 Shadow Lane Ste. 208 Marnita x0835 Webinar: Whooping Cough at Record Levels Register online Sherry x1370	15 CPR Renewal Class 9:00 AMR RSVP Sherry x1370  BBP Class 9:30 HR TR 2	16	17
18	19	20	21	22 	23 	24
25	26	27	28	29	30	