Clark County, NV West Nile Virus Activity 2004 - present

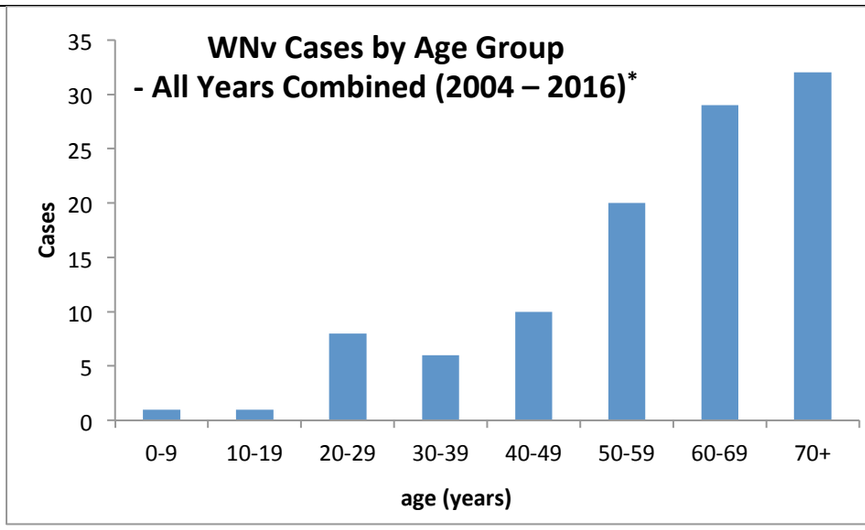

Year	age <50	age ≥50	deaths
2004	9	14	0
2005	2	6	0
2006	1	2	0
2007	2	2	1
2008	3	9	1
2009	5	21	0
2010	0	0	0
2011	1	10	1
2012	3	5	1
2013	0	9	2
2014	0	2	0
2015	0	1	0
2016*	0	0	0
Total	26	81	6

*Through 8/11/16

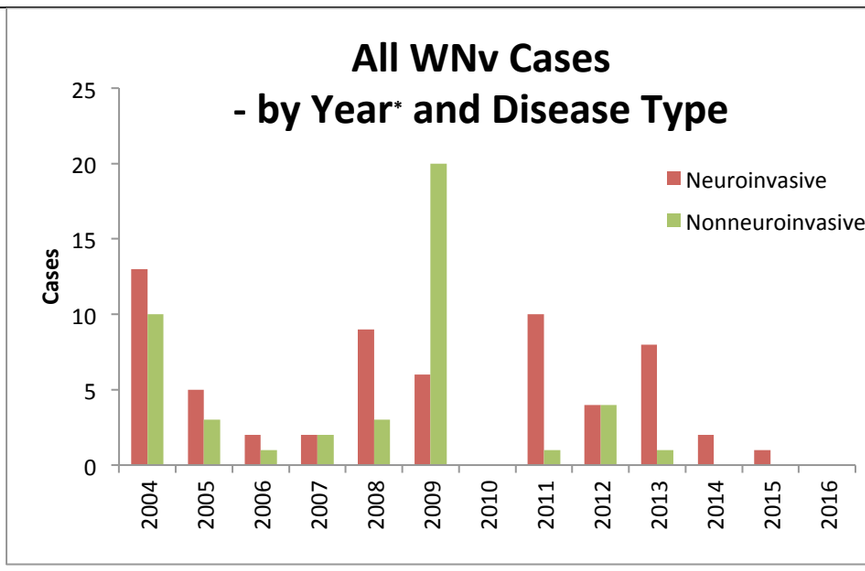

Year	Neuro-invasive	Nonneuro-invasive
2004	13	10
2005	5	3
2006	2	1
2007	2	2
2008	9	3
2009	6	20
2010	0	0
2011	10	1
2012	4	4
2013	8	1
2014	2	0
2015	1	0
2016*	0	0
Total	62	45

*Through 8/11/16

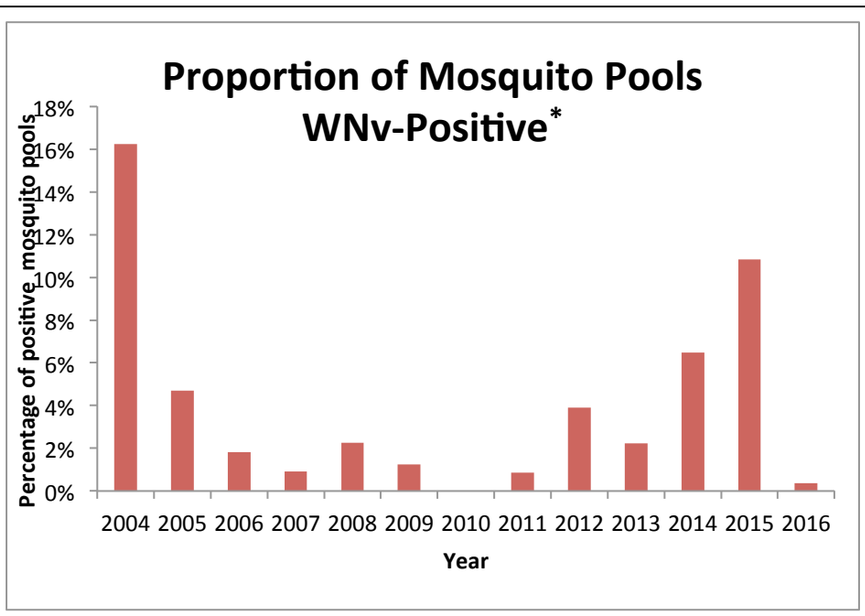

Year	Mosquito pools tested	Positive mosquito pools
2004	154	25
2005	1,256	59
2006	1,269	23
2007	1,096	10
2008	709	16
2009	1,137	14
2010	1,153	0
2011	1,046	9
2012	257	10
2013	496	11
2014	1,063	69
2015	1,098	119
2016*	1,057	4
Total	11,791	369

*through 8/11/16