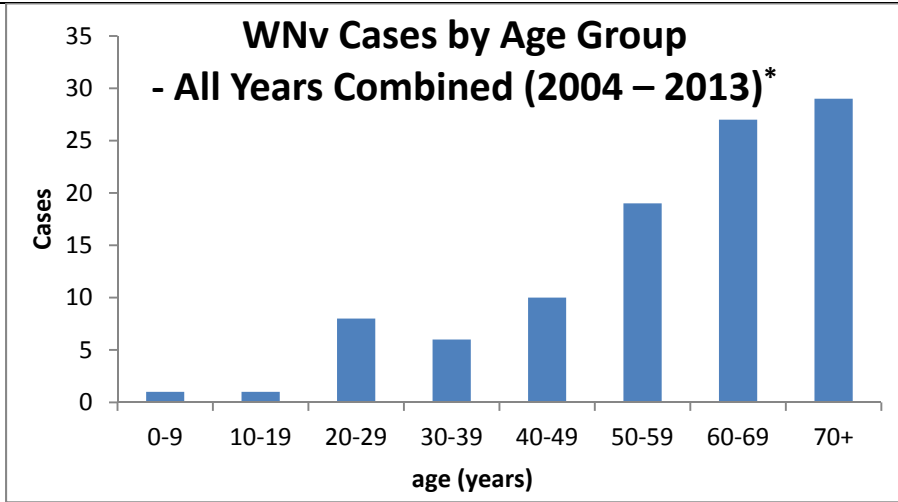
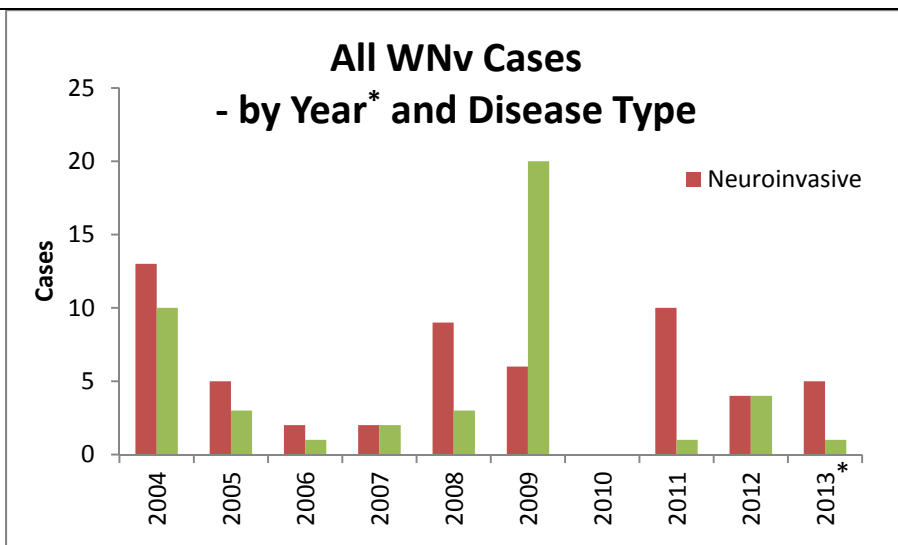


Clark County, NV West Nile Virus Activity 2004 - present



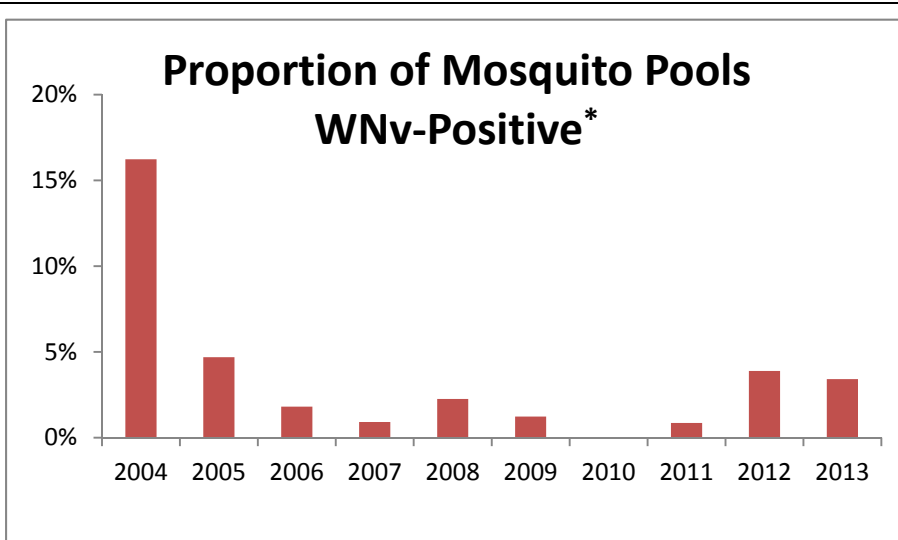
Year	age <50	age ≥50	deaths
2004	9	14	0
2005	2	6	0
2006	1	2	0
2007	2	2	1
2008	3	9	1
2009	5	21	0
2010	0	0	0
2011	1	10	1
2012	3	5	1
2013*	0	6	1
Total	26	75	5

*through 8/7/2013



Year	Neuroinvasive	Nonneuroinvasive
2004	13	10
2005	5	3
2006	2	1
2007	2	2
2008	9	3
2009	6	20
2010	0	0
2011	10	1
2012	4	4
2013*	5	1
Total	56	45

*through 8/7/2013



Year	Mosquito pools tested	Positive mosquito pools
2004	154	25
2005	1,256	59
2006	1,269	23
2007	1,096	10
2008	709	16
2009	1,137	14
2010	1,153	0
2011	1,046	9
2012	257	10
2013*	322	11
Total	8,399	177

During 2004 – 2013, approximately 900 pools of mosquitoes were tested (comprised by nearly 20,000 individual mosquitoes) each year, of which about 2% contained evidence of West Nile virus.

*through 8/22/2013