Clark County, NV St. Louis Encephalitis Activity 2004 - present

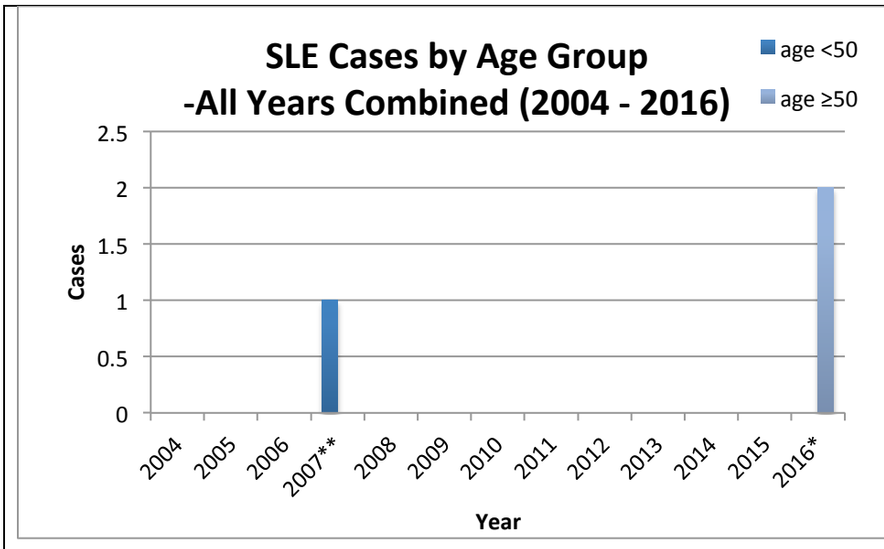

Year	age <50	age ≥50	deaths
2004	0	0	0
2005	0	0	0
2006	0	0	0
2007	1	0	0
2008	0	0	0
2009	0	0	0
2010	0	0	0
2011	0	0	0
2012	0	0	0
2013	0	0	0
2014	0	0	0
2015	0	0	0
2016*	0	2	0
Total	**1**	**2**	**0**

***Through 9/1/16**

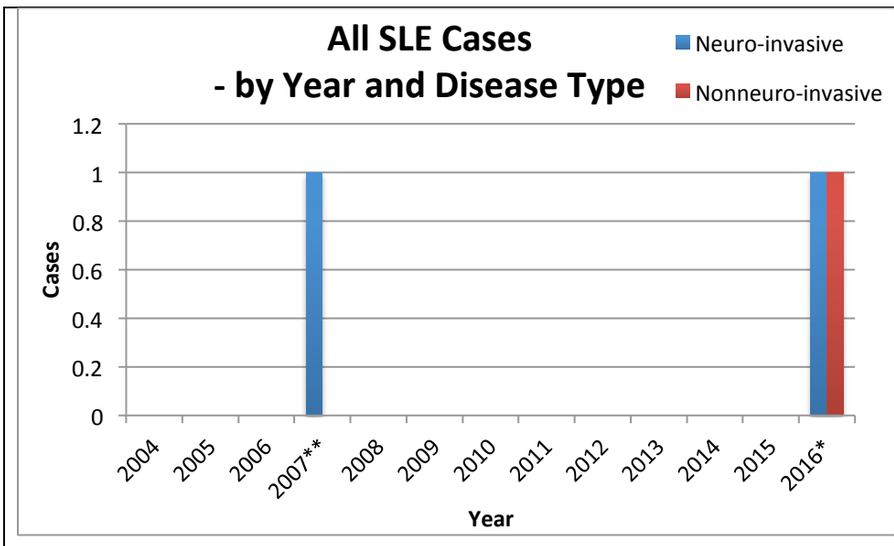

Year	Neuro-invasive	Nonneuro-invasive
2004	0	0
2005	0	0
2006	0	0
2007	1	0
2008	0	0
2009	0	0
2010	0	0
2011	0	0
2012	0	0
2013	0	0
2014	0	0
2015	0	0
2016*	1	1
Total	**2**	**1**

***Through 9/1/16**



Year	Mosquito pools tested	Positive mosquito pools
2004	154	0
2005	1,256	0
2006	1,269	0
2007	1,096	0
2008	709	0
2009	1,137	0
2010	1,153	0
2011	1,046	0
2012	257	0
2013	496	0
2014	1,063	0
2015	1,228	2
2016*	1,275	179
Total	**12,139**	**181**

***Through 9/1/16**