



Southern Nevada Weekly Influenza Surveillance Snapshot CDC Week 52, Dec 23, 2018 to Dec 29, 2018

Summary:

Influenza surveillance for Clark County, Nevada includes data collected from local acute care hospitals and other healthcare providers. During week 52, influenza activity increased locally and nationally. In the state of Nevada, the geographic spread of influenza was regional, and the ILI activity level was high. In Clark County, as of 12/29/2018, 106 influenza-associated hospitalizations and 3 influenza-associated deaths including one death of a child under age 18 were reported. The proportion of emergency room (ER) and urgent care clinic visits for Influenza-Like Illness (ILI) was 6.1% in week 52 which was higher than the proportion in week 51 (4.3%). Approximately 58% of area ER and urgent care clinic visits for ILI were children under 18 years of age. Influenza A was the dominant type circulating. Southern Nevada Health District will continue to update the public on the progression of the season and encourage influenza vaccination for all persons 6 months of age and older.

Table 1: Influenza Report by Age Group, Clark County, NV (CDC Week 40, 2018 to Week 52, 2018)

Age Group	Deaths	Hospitalized
0-4	1	13
05-17	0	8
18-24	0	3
25-49	0	26
50-64	2	23
65+	0	33
Total Cases	3	106

Figure 1: Percent of Clark County Deaths Registered with Pneumonia and/or Influenza by Week

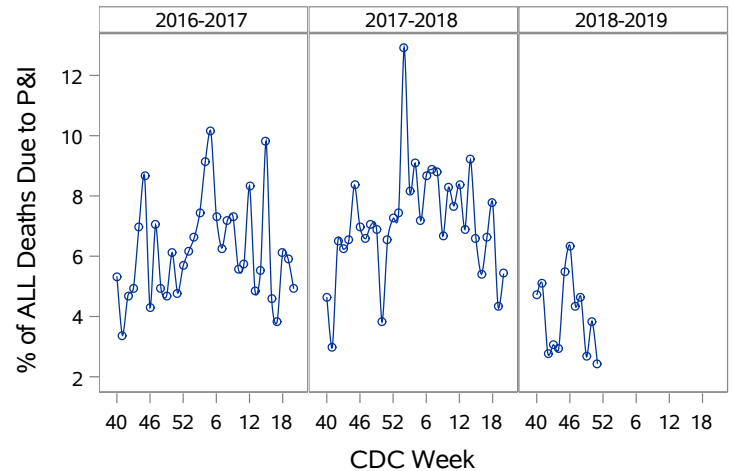


Table 2: Influenza Report by Virus Strain, Clark County, NV (CDC Week 40, 2018 to Week 52, 2018)

Influenza Type	Deaths	Hospitalized
A (2009 H1N1)	0	7
A (RIDT)	2	30
A (not sub-typed)	1	63
B (RIDT)	0	5
B (non-RIDT)	0	1
Total Cases	3	106

Figure 2: Distribution of Confirmed Cases* by Virus Strain, Clark County, NV

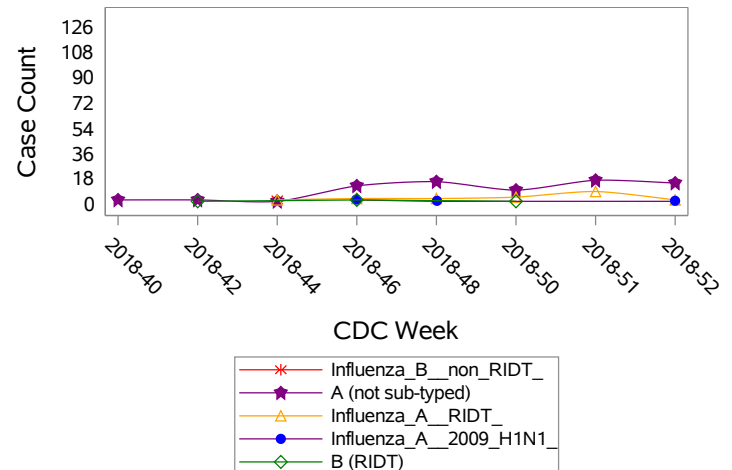


Figure 3: Weekly Proportion of Emergency Room and Urgent Care Clinic Visits for Influenza-Like Illness, Clark County, NV

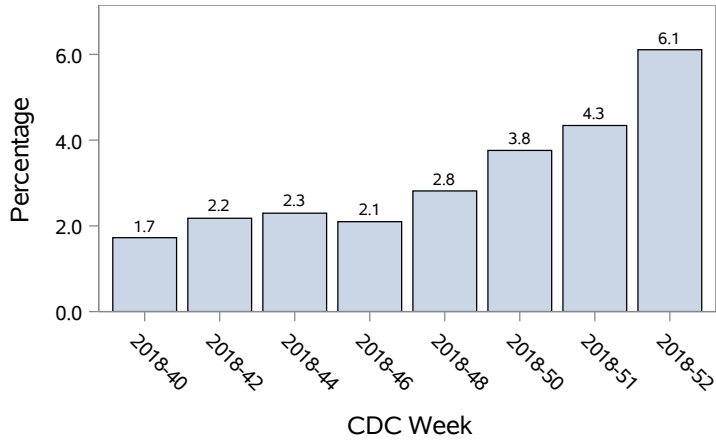


Figure 4: Age Distribution of Emergency Room and Urgent Care Clinic Visits for Influenza-Like Illness, Clark County, NV

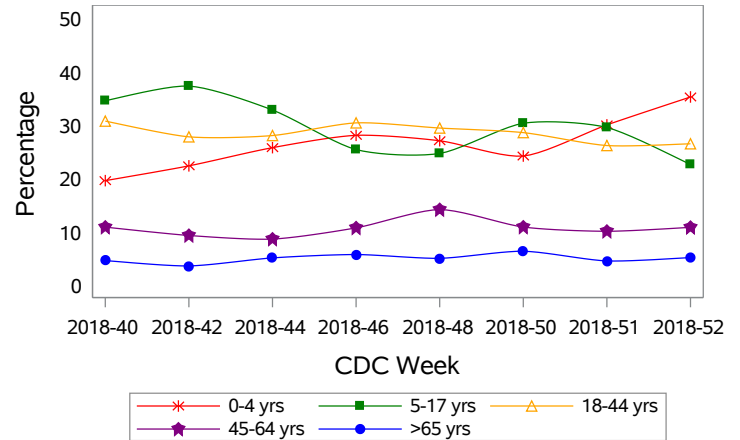


Figure 5: Seasonal Trends of Confirmed Cases of Influenza, Clark County, NV

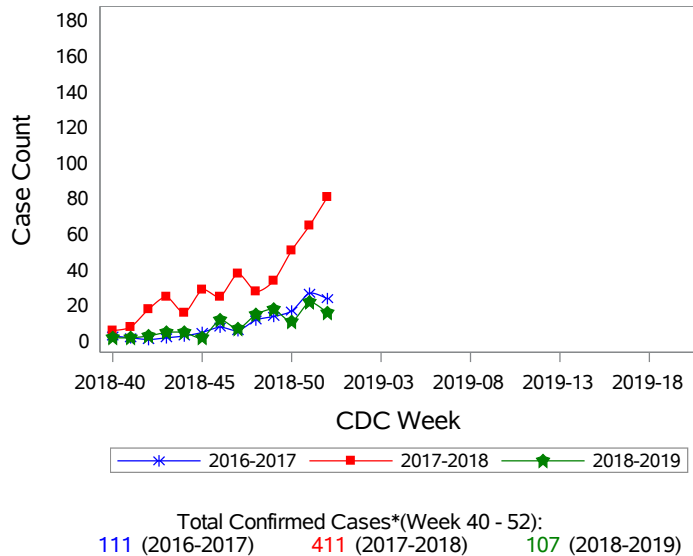
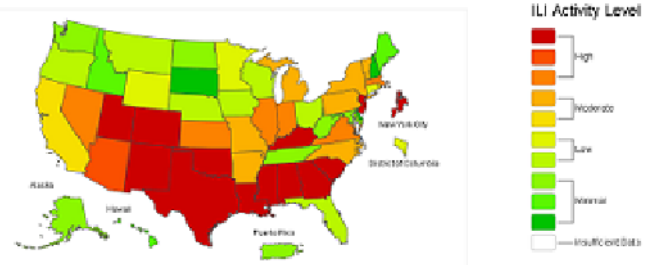


Figure 6: National ILI Activity Level- 2018-2019 Influenza Season CDC Week 52 ending Dec 29, 2018



*Confirmed Cases= Laboratory confirmed by PCR, culture, immunofluorescent antibody staining (direct or indirect), IHC antigen staining, rapid influenza diagnostic tests (RIDTs) with hospitalizations for 24 hours or longer, or RIDTs with death. This weekly report is only a reflection of the hospitalized cases and deaths reported for the current influenza season.

Note: The total number of confirmed cases presented in this report is subject to changes due to possible delays in reporting and processing. For additional information regarding SNHD influenza surveillance, please visit us at <http://southernnevadahealthdistrict.org/stats-reports/influenza-surveillance.php>.

Office of Epidemiology and Disease Surveillance (OEDS)
 Zuwen Qiu-Shultz, MPH, Epidemiologist