



Southern Nevada Weekly Influenza Surveillance Snapshot CDC Week 41, Oct 7, 2018 to Oct 13, 2018

Summary:

Influenza surveillance for Clark County, Nevada includes data collected from local acute care hospitals and other healthcare providers. Weekly snapshot reports provide accurate, up-to-date, and useful surveillance information to healthcare providers and the public. The report will be released each week through the Health Alert Network and the Health District's website over the course of the 2018 – 2019 influenza season (09/30/2018 – 05/18/2019). From the beginning of the season, Influenza activity has been low locally and nationally. In the state of Nevada, the geographic spread of influenza was sporadic, and the ILI activity level was minimal. In Clark County, as of 10/13/2018, two influenza-associated hospitalizations and zero influenza-associated deaths were reported. The proportion of emergency room (ER) visits for Influenza-Like Illness (ILI) was 1.8% in week 41 which was slightly higher than week 40 (1.7%). Approximately 58% of area ER visits for ILI were children under 18 years of age. Southern Nevada Health District will continue to update the public on the progression of the season and encourage influenza vaccination for all persons 6 months of age and older.

Table 1: Influenza Report by Age Group, Clark County, NV (CDC Week 40, 2018 to Week 41, 2019)

Age Group	Deaths	Hospitalized	Confirmed Cases*
0-4	0	0	0
05-17	0	0	0
18-24	0	0	0
25-49	0	0	0
50-64	0	1	1
65+	0	1	1
Total Confirmed Cases	0	2	2

Figure 1: Weekly Count of Reported Positive Influenza Tests, Clark County, NV

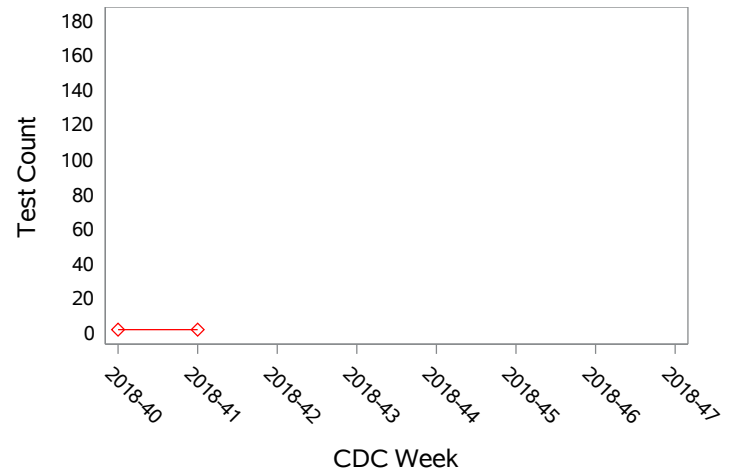


Table 2: Influenza Report by Virus Strain, Clark County, NV (CDC Week 40, 2018 to Week 41, 2019)

Influenza Type	Deaths	Hospitalized	Confirmed Cases*
A (not sub-typed)	0	1	1
B (RIDT)	0	1	1
Total Confirmed Cases	0	2	2

Figure 2: Distribution of Confirmed Cases* by Virus Strain, Clark County, NV

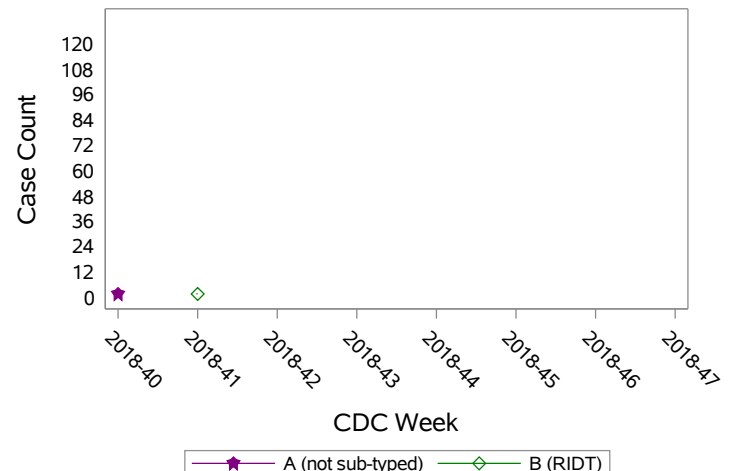


Figure 3: Weekly Percentage of Emergency Room Visits for Influenza-Like Illness, Clark County, NV

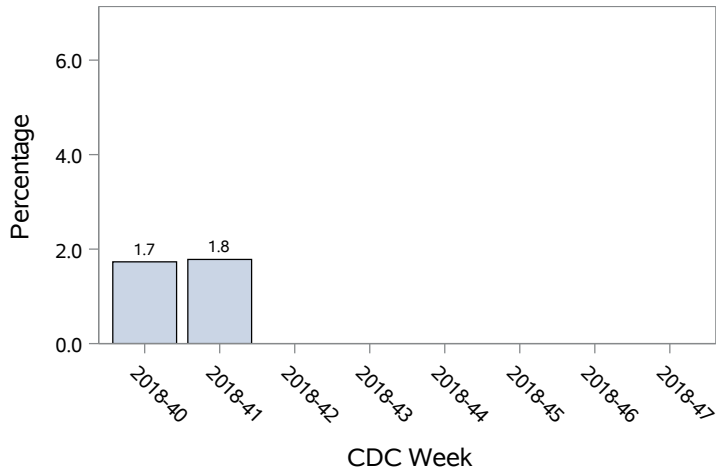


Figure 4: Age Distribution of Emergency Room Visits for Influenza-Like Illness, Clark County, NV

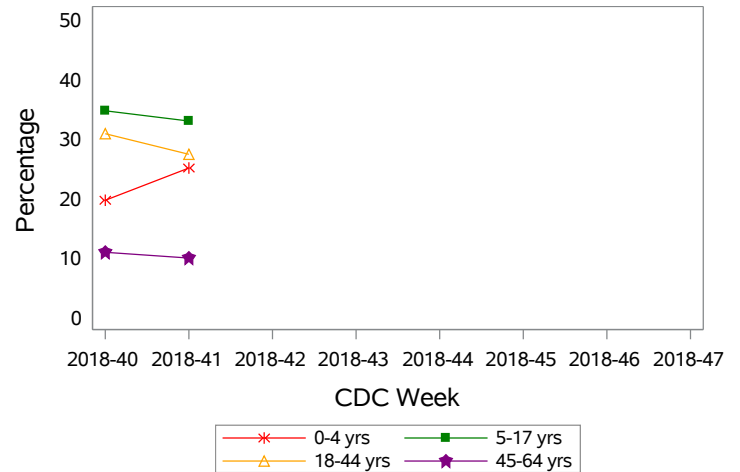


Figure 5: Seasonal Trends of Confirmed Cases of Influenza, Clark County, NV

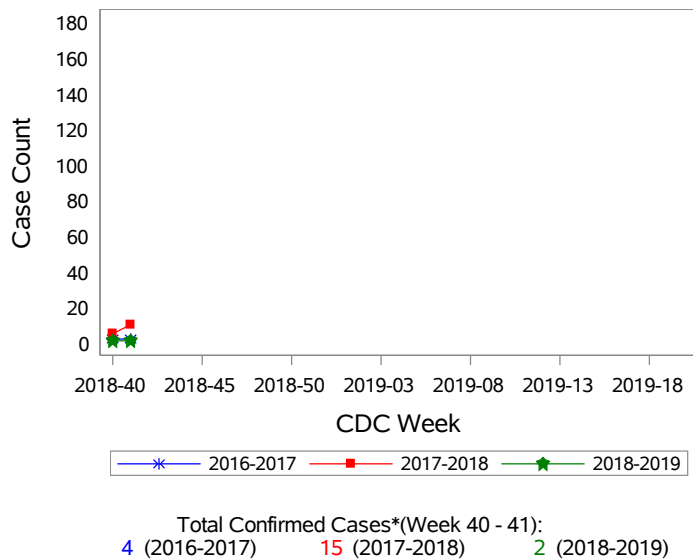
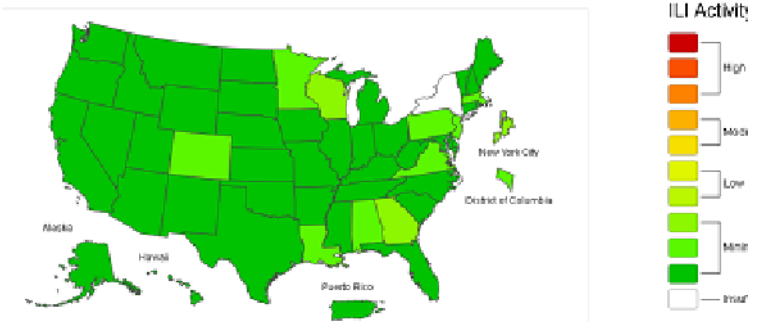


Figure 6: National ILI Activity Level- 2018-2019 Influenza Season CDC Week 41 ending Oct 13, 2018



*Confirmed Cases= Laboratory confirmed by PCR, culture, immunofluorescent antibody staining (direct or indirect), IHC antigen staining, rapid influenza diagnostic tests (RIDTs) with hospitalizations for 24 hours or longer, or RIDTs with death.

Note: The total number of confirmed cases presented in this report is subject to changes due to possible delays in reporting and processing. For additional information regarding SNHD influenza surveillance, please visit us at <http://southernnevadahealthdistrict.org/stats-reports/influenza-surveillance.php>.

Office of Epidemiology and Disease Surveillance (OEDS)
 Zuwen Qiu-Shultz, MPH, Epidemiologist