



Southern Nevada Weekly Influenza Surveillance Snapshot CDC Week 16, April 15, 2018 to April 21, 2018

Summary:

Influenza surveillance for Clark County, Nevada includes data collected from 14 local hospital emergency rooms and 71 healthcare providers. During week 16, the influenza activity decreased in the United States and remained at the minimal level in the state of Nevada. In Clark County, as of 4/21/2018, the total number of confirmed cases of influenza during the season was 1299 with 50% being age 65 and older, and the proportion of emergency room (ER) visits for Influenza-like Illness (ILI) stood at 2.4% in week 16, the same as in week 15. Approximately 48% of area ER visits for ILI were children under 18 years of age. Influenza B was the dominant type circulating in week 16. Fifty-one influenza-associated deaths, including 3 deaths of children under age 18, occurred this season in Clark County. Comparing to week 15, 3 additional deaths were added to the total count of influenza-associated deaths after reviewing patient records, death certificates, and laboratory reports. The new total number of deaths does not represent an increase of influenza-associated deaths since week 15. Southern Nevada Health District will continue to update the public on the progression of the season and encourage influenza vaccination for all persons 6 months of age and older.

Table 1: Influenza Report by Age Group, Clark County, NV (CDC Week 40, 2017 to Week 16, 2018)

Age Group	Deaths	Hospitalized	Confirmed Cases*
0-4	1	45	78
05-17	2	29	105
18-24	1	29	36
25-49	2	114	187
50-64	12	173	244
65+	33	552	649
Total Confirmed Cases	51	942	1299

Figure 1: Weekly Count of Reported Positive Influenza Tests by Test Type, Clark County, NV**

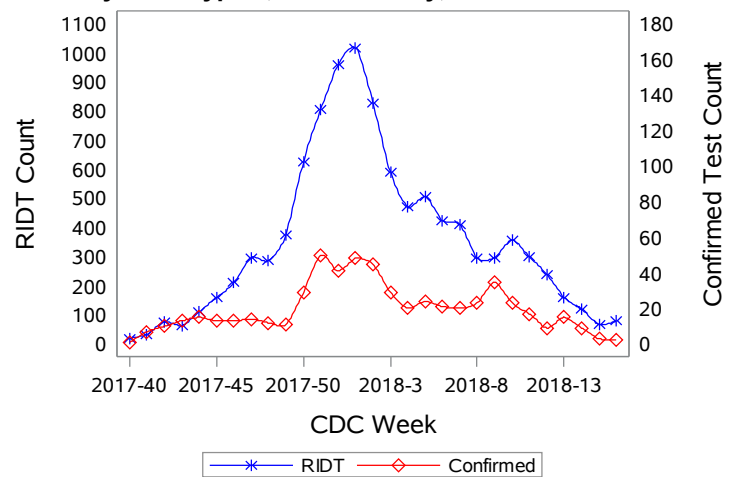


Table 2: Influenza Report by Virus Strain, Clark County, NV (CDC Week 40, 2017 to Week 16, 2018)

Influenza Type	Deaths	Hospitalized	Confirmed Cases*
A (2009 H1N1)	1	3	6
A (RIDT)	30	614	614
A (not sub-typed)	6	155	368
A (not sub-typed)	0	0	2
A (seasonal H3)	3	23	37
B (RIDT)	7	111	111
B (non-RIDT)	4	36	161
Total Confirmed Cases	51	942	1299

Figure 2: Distribution of Confirmed Cases* by Virus Strain, Clark County, NV

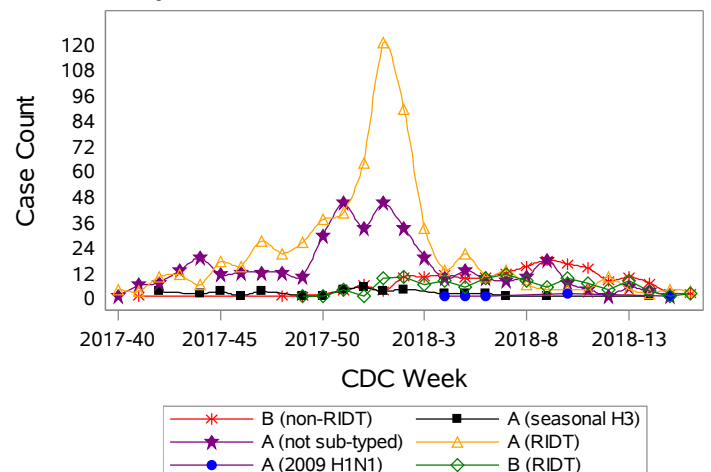


Figure 3: Weekly Percentage of Emergency Room Visits for Influenza-Like Illness, Clark County, NV

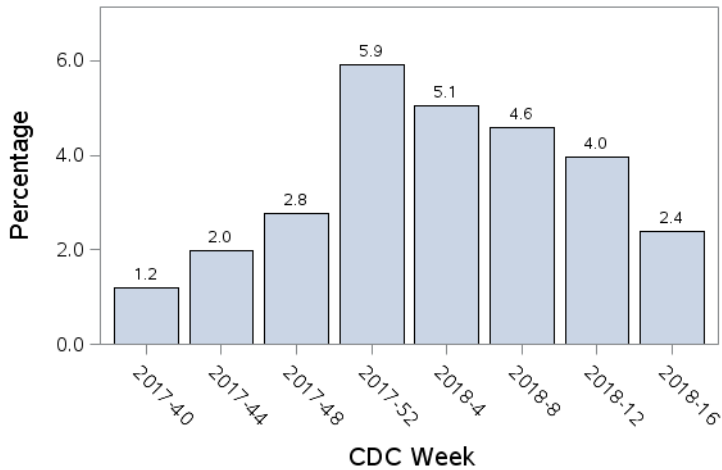


Figure 4: Age Distribution of Emergency Room Visits for Influenza-Like Illness, Clark County, NV

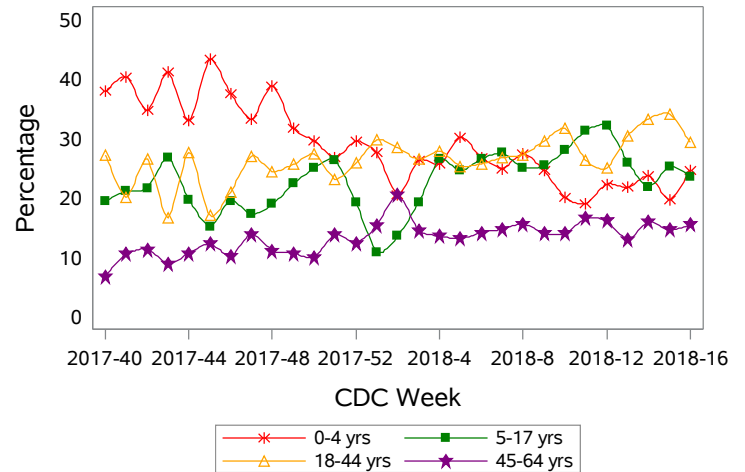


Figure 5: Seasonal Trends of Confirmed Cases of Influenza, Clark County, NV

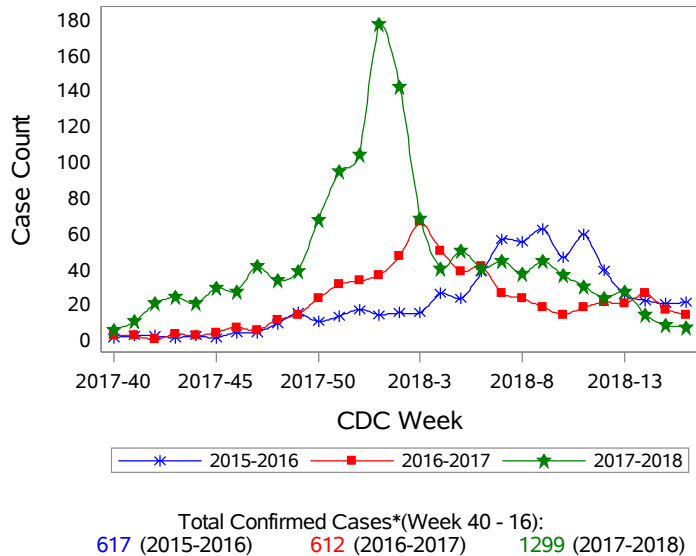
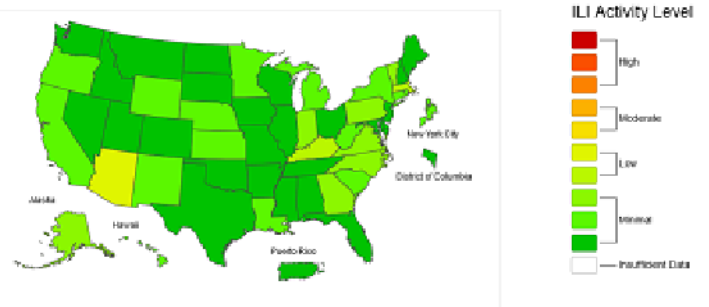


Figure 6: National ILI Activity Level- 2017-2018 Influenza Season CDC Week 16 ending April 21, 2018



*Confirmed Cases= Laboratory confirmed by PCR, culture, immunofluorescent DFA antigen staining, IHC staining, rapid influenza diagnostic tests (RIDTs) with hospitalizations for 24 hours or longer, or RIDTs with death.

**Test Type-RIDT: Rapid Influenza Diagnostic Test.

Test Type- Confirmed: PCR; Culture; Immunofluorescence, Direct (DFA) or Indirect (IFA) Florescent Antibody Staining; and Immunohistochemical (IHC)staining.

Note: The total number of confirmed cases presented in this report is subject to changes due to possible delays in reporting and processing.

For additional information regarding SNHD influenza surveillance, please visit us at

<http://southernnevadahealthdistrict.org/stats-reports/influenza-surveillance.php>.

Office of Epidemiology and Disease Surveillance (OEDS)
 Zuwen Qiu-Shultz, MPH, Epidemiologist