



# Memorandum

Date: April 23, 2015

To: Southern Nevada District Board of Health

From: **Bonnie Sorenson**, *Director of Clinic and Nursing Services* *BS*  
**Joseph P. Iser, MD, DrPH, MSc**, *Chief Health Officer* *JPI*

---

RE: Nursing Division Monthly Report

---

## DIVISION OF NURSING DIRECTOR REPORT

### I. Immunization Program

#### 1. Immunization Clinic Activities

- A. Hope World Wide reminder recalls for children 19-35 calls made by 1 Immunization Administrative Assistant for the month of March.
- B. March 16-20 was Shots 4 Tots week sponsored by United Way of Southern Nevada. Administration fee(s) was waived for all eligible children age 0-3 years of age during the week at all Immunization Public Health Centers. A total of 215 children received 683 vaccines.
- C. Immunization clinic staff are offering Tdap, HPV (Gardasil) and flu vaccines at The LGBTQ Center every Monday and Thursday for March. A total of 81 clients received 236 vaccinations.
- D. 196 Pfizer Infant/children electronic telephonic reminder recalls went out on March 15, 2015.

#### 2. Immunization Outreach Activities

- A. Staff conducted an Immunization clinic at the Center for Behavioral Health on March 10, 2015. 5 clients received 20 vaccines.
- C. Staff conducted a Tdap Immunization clinic for child care workers at Springstone Montessori on March 6, 2015. 13 clients received the Tdap vaccine.
- D. Staff conducted an Immunization clinic at HELP of Southern Nevada on March 27, 2015. 15 clients received 43 vaccines. Nursing students also provided three presentations on adult vaccines to staff and clients.
- E. On March 25, 2015 staff participated in a WKEC radio show with discussion on vaccines and to promote the upcoming event "Passports to Immunization Health Fair" on April 18, 2015.
- F. Through the Substance Abuse, Treatment and Prevention Program (SAPTA) grant, staff conducted education and HIV/Syphilis screening at the following sites:
  - 1. Vitality Restoration Counseling on March 3, 2015.

## **II. Community Health Nursing Program**

### **1. Child Care Health Consultation (CCHC)**

- A. Three classes were provided at two different facilities by the Child Care Health Consultants (CCHC) in March 2015.
- B. There was no new lead cases in March 2015.

### **2. Nurse Family Partnership (NFP)**

The Southern Nevada Health District's Nurse-Family Partnership (NFP) has enrolled 599 low income, first time mothers since its inception in 2008. At present, the six Nurse Home Visitors are serving 136 clients. 57 are participating through the Maternal, Infant and Early Childhood Home Visiting (MIECHV) Program made available through the Nevada Division of Public and Behavioral Health under the Affordable Care Act (ACA). This month, one Nurse Home Visitor was added to the team and will be serving clients after completing the required training.

The Southern Nevada Health District's Nurse-Family Partnership is one of the evidence-based home visiting program sites participating in the national Maternal and Infant Home Visiting Program Evaluation (MIHOPE) - Strong Start, a study designed to assess the effects of home visiting services on maternal and infant health. The Centers for Medicare and Medicaid Services (CMS) may use the results of the evaluation to help inform Medicaid reimbursement policies. 81 clients are now enrolled in the Strong Start study. The District's Nurse-Family Partnership program is committed to enrolling 150 study participants through September 2015.

## **III. Office of HIV/AIDS/STD- Prevention, Care, Surveillance**

### **1. Prevention Services/Community Activities**

High Impact Screening Sites that SNHD conducted activities at during the month were:

- A. Richard Steele Health and Wellness Center
- B. Gay & Lesbian Center
- C. Hawk's Gym
- D. Flex Bar
- E. Charlie's Bar

### **2. Sexual Health Clinic (HIV and STD Care Services)**

The Sexual Health Clinic continues to provide much needed services to the community while undergoing changes to the Leadership Team. The new Manager has been meeting with staff to get acclimated to the program and to understand the extremely complex maze of services and funding sources that are associated with the program. These changes have not affected services to the clientele as numbers are up from last month and from last year. Training for students has continued this month and training for Family Planning nurses in male exams was started.

### **3. Surveillance**

In the month of March, we have submitted the RW Part A Quarter 4 report (for 2014-2015 report period). We have also added a new lab search feature which will decrease the time both for surveillance and investigation processes. We have set up an automation process, called Statistical Analysis System (SAS), with the help of the IT Department. The testing phase is in progress for this automated process. This will be a precursor to what the Informatics team has set up for reporting. It will assure the official reports generated using Pentaho or other system like SAS will be more accurate and up-to-date in terms of data validation and quality control. We will continue to simplify our data quality control. The surveillance team continues to work on monitoring labs

reported from laboratories and providers. The Data Disease Collection Specialists are also tasked to follow-up on the closure of Out of Jurisdictions cases and assist in training the new Surveillance staff.

#### **4. Staff Facilitated/Attended Educational Presentations/Trainings**

- A. HIV 101 on March 11, 2015 and March 27, 2015.
- B. Hepatitis Training on March 24, 2015 offered by Abbvie.

The HIV/AIDS/STD program participated in the national awareness of the NoH8 (No Hate) campaign at the G & L Center on March 5, 2015. We distributed educational materials on STDs, HIV, and overall sexual health. We also distributed safer sex kits and information on testing.

March 10, 2015 was the annual observance of National Women and Girls HIV Awareness Day which highlighted the impact HIV/AIDS has on women. In addition to a press release and awareness messages post on our various social media sites, Facebook, Twitter, Instagram and Craig's List, we also offered free rapid HIV testing at our Sexual Health Clinic as well as the Gay and Lesbian Community Center. We also offered free rapid HIV testing and STD screening at the G & L Center on Saturday March 7, 2015.

Disease Investigation and Intervention Specialist completed the second round of testing for our TB contact investigation at Desert Oasis High School. As of today, we have managed to test or confirm testing for over 90% of the identified contacts. We have two confirmed seroconverters (latent infection).

March 24, 2015 was World TB Day. Our program in conjunction with our Public Information Office posted several social media awareness messages including statistics for Clark County and the US.

On March 29, 2015 program staff attended the Ethiopian Community Development Council's Health Fair. We distributed educational materials on HIV, STD and sexual health. We also offered Safer sex kits and information on our testing locations.

#### **IV. Tuberculosis Clinic**

- 1. TB Clinic/Surveillance Activities
  - A. Contact Investigation on-site occurred at a local high school for a case diagnosed in December 2014 (second round testing completed March 2015).
  - B. Outreach Activity: Ongoing outreach events conducted at numerous Clark County Medical centers and hospitals.
- 2. There were 4 new active cases reported in March 2015.
  - A. 4 new Adult cases in March 2015. Two were Foreign born and 2 were US citizens.
  - B. No new pediatric case reported in March 2015.

#### **V. Teen Pregnancy Prevention (TPP)**

- 1. **Special Projects, Reports/Events**
  - A. On March 28, 2015, staff participated in the Cesar Chavez Day Community Event hosted by the UNLV Student Organization of Latinos. During the event, TPP staff provided information of resources and sexual health education to 108 community members (80 youth and 28 adults).
  - B. During the month of March, the TPP staff scheduled 25 birth control appointments for teens.

8 appointments were completed.

- C. During the month of March, TPP staff held an outreach at the following six high schools; Canyon Springs, Western, Rancho, Valley, Chaparral and Desert Pines, reaching a total of 303 youth.
- D. During the month of March, the TPP program's social media campaign reached a total of 3,587 unique new visitors on the condomsenv.com website, a total of 5,679 likes on the TPP's Facebook, 412 followers on Twitter and 322 followers on Instagram.

## **VI. Family Planning Summary**

Recruitment efforts continue for a second Nurse Practitioner in Family Planning with one application now received for an individual desiring to work 1-2 days per week, an interview date has been arranged.

Family Planning is moving forward and excited about plans for opening the male reproductive health services clinic at East Las Vegas. Staff are undergoing training and the intention is to launch this program in June which is national "Men's Health Month".

## **VII. Nursing Administration**

### **1. Student Interns**

- A. Touro University, Nevada State College and UNLV students continue their clinic rotations for March.

### **2. CPR Training**

- A. Staff is current on CPR training through March.

### **3. CEU Educational Opportunities**

- A. Nursing will continue to retain Nevada Nursing Board approval to provide Continuing Education credits for SNHD nursing staff.

BS: ms

Attachment: March 2015 Statistical Report

**NURSING DIVISION MONTHLY REPORT  
March 2015**

**NURSING Client Encounters by Locations**






Location	Valley View PHC	ELV PHC	HEND PHC	NLV PHC	Mesquite PHC	400 Shadow PHC	TB Clinic	Laughlin	Targeted Populations <sup>1</sup>	TOTAL
Immunizations	2,129	787	464		52	83	0		180	3,695
Healthy Kid's Exams	5	0								5
Kid's Clinic Exams	60	28	19							107
Family Planning		632	88							720
Newborn Metabolic Screening	4	4	0							8
Sexual Health Clinic (HIV & STD)						1,579				1,579
TB Treatment/Control							2,955			2,955
MCH Services									64	64
Administrative Services <sup>2</sup>	421	184	64							669
Other Professional Services (BP, Travel Consult, Test Results, etc.)	18	4	8							30
<b>TOTAL</b>	<b>2,637</b>	<b>1,639</b>	<b>643</b>	<b>0</b>	<b>52</b>	<b>1,662</b>	<b>2,955</b>	<b>0</b>	<b>244</b>	<b>9,832</b>

<sup>1</sup>Health Fairs, Adolescent Clinics, Childcare Clinics, Adult Imm, Shots 4 Tots, Refugee, Immunizations, Safenest, Early Head Start, etc.

<sup>2</sup>Copies, Medical Records, Shot Records, etc.

= not applicable

Approved by:

 Bonnie Sorenson  
 Karen Atkins  
 Richard Cichy  
 Margarita DeSantos  
 Mario Tonge

## NURSING Client Encounters by Program

Program	March	March		FY 13-14	FY 14-15	
	2014	2015				
Immunizations	4,133	3,695	↓	48,717	42,352	↓
Healthy Kid's Exams*	118	5	↓	927	583	↓
Kid's Clinic Exams	2	107	↑	655	1,053	↑
Family Planning	1,073	720	↓	9,690	6,480	↓
Newborn Met. Screening	10	8	↓	238	62	↓
Sexual Health Clinic-HIV & STD	1,225	1,579	↑	13,063	13,744	↑
TB Treatment & Control	3,296	2,955	↓	35,899	28,148	↓
MCH Services	50	64	↑	386	494	↑
Administrative Services	634	669	↑	3,805	7,775	↑
Other Professional Services	19	30	↑	151	154	↑
<b>TOTAL</b>	<b>10,560</b>	<b>9,832</b>	<b>↓</b>	<b>113,531</b>	<b>100,845</b>	<b>↓</b>

Note: Not all services are available at all locations

\*Healthy Kids exams include exams by Field Nurses

## NURSING Immunization Program

	March 2014	March 2015		FY 13-14	FY 14-15	
<b>Immunizations</b>						
Flu Vaccine Given	1,384	692	↓	14,237	10,998	↓
Gratis	345	307	↓	4,728	3,312	↓
Exemption Class Attendees	10	5	↓	90	67	↓

	March 2014	March 2015		FY 13-14	FY 14-15	
<b>Vaccines for Children (VFC)</b>						
Number of VFC Compliance Visits	10	10	→	87	57	↓
Number of AFIX Visits	18	17	↓	86	43	↓
Number of Follow-Up Contacts	107	81	↓	754	1,001	↑
Number of State Requested Visits	26	6	↓	147	156	↑

	March 2014	March 2015		FY 13-14	FY 14-15	
<b>Perinatal Hepatitis B</b>						
# of Expectant Women <sup>1</sup>	23	31	↑	20	25	↑
# of Infants <sup>1</sup>	94	76	↓	87	76	↓
Total # of Moms with Infants <sup>1</sup>	85	76	↓	81	75	↓
New Cases	7	6	↓	46	83	↑
Closed Cases	6	3	↓	51	60	↑

<sup>1</sup>Average # of cases/month

	March 2014	March 2015		FY 13-14	FY 14-15	
<b>Childcare Program</b>						
Childcare Audits <sup>1</sup>	25	21	↓	234	183	↓
Baseline Immunization Rate	77%	83%	↑	73%	80%	↑
# of Re-Audits	25	25	→	116	138	↑
Re-Audit Immunization Rate <sup>1</sup>	96%	95%	↓	94%	95%	↑
# of Nurse Visits	55	48	↓	300	329	↑
# of Records Reviewed	4,386	3,846	↓	23,759	25,959	↑

Inadequate # to calculate rate<sup>1</sup>

	March 2014	March 2015		FY 13-14	FY 14-15	
<b>Volunteers Program</b>						
Hope Worldwide Nevada # of volunteers	1	1	→	7	7	→
# of Calls Made	233	179	↓	1,429	1,168	↓

## NURSING Community Health Program

Nursing Field Services	March 2014	March 2015		FY 13-14	FY 14-15	
MCH Team Home Visits	178	65	↓	1,304	957	↓
# Children referred to Growth/Developmental Specialist	0	0	→	7	2	↓

Healthy Kid's Team*	March 2014	March 2015		FY 13-14	FY 14-15	
Total Exams	97	5	↓	824	601	↓
Fluoride Varnish	17	10	↓	58	186	↑
Hemocue	25	19	↓	266	240	↓
Lead	10	19	↑	114	115	↑
Ages & Stages	51	26	↓	384	326	↓

\*There is now only 0.25 FTE Nurse in the Community Health Nurse's Healthy Kids program

NFP	March 2014	March 2015		FY 13-14	FY 14-15	
Referrals	27	13	↓	254	162	↓
Enrolled	5	7	↑	78	38	↓
Active*	153	136	↓	n/a	n/a	→

MCH	March 2014	March 2015		FY 13-14	FY 14-15	
# of Referrals Rec'd	79	4	↓	667	333	↓
# from NICU	54	3	↓	449	197	↓
# from CPS	6	1	↓	57	38	↓
# of Lead Referrals	0	0	→	5	9	↑
# of Total Admissions*	30	9	↓	189	198	↑

\*Tightened referral criteria and decreased staffing contributed to decrease in admissions vs previous months.

Refugee Health Program	March 2014	March 2015		FY 13-14	FY 14-15	
Clients Seen	41	64	↑	361	494	↑
Clients Requiring Follow-up for Communicable Disease	8	23	↑	87	177	↑
Referrals for TB Issues	4	9	↑	49	62	↑
Referrals for Possible Chronic Hep B	1	2	↑	10	12	↑
Referrals for OVA & Parasites	4	10	↑	28	96	↑
Referrals for STD	0	2	↑	8	20	↑



## NURSING Tuberculosis Program

Tuberculosis	March	March		FY 13-14	FY 14-15	
	2014	2015				
Number of Active Cases - Adult	0	4	↑	28	36	↑
Number of Active Cases - Pediatric	1	0	↓	12	9	↓
Number of Contact Investigations	0	3	↑	17	26	↑
Number of Latent Tuberculosis Infection (LTBI) cases (identified via contact investigations) initiating treatment	16	6	↓	109	40	↓
Number of Clients receiving Case Management Services	47	200	↑	762	704	↓
Number of Monthly Pulmonary Specialist Clinic Clients Seen	61	37	↓	545	541	↓
Number of Electronic Disease Notifications	35	34	↓	300	285	↓
Number of Monthly Electronic Disease Notifications Clinic Clients Seen <sup>1</sup>		17	↑		249	↑
Outreach Activities during the Month - Presentations, Physician Visits, Correctional Visits, etc.	1	2	↑	17	17	→
Directly Observed Therapy (DOT) Field, clinic and televideo encounters	895	767	↓	10,796	7,858	↓

<sup>1</sup>Shaded Blanks indicate data not collected until 2014

## NURSING Teenage Pregnancy Prevention Program

Teen Pregnancy Prevention Activities	Mar	Mar		FY 13-14	FY 14-15	
	2014	2015				
Exhibits	5	18	↑	5	20	↑
Health Fairs	1	2	↑	0	0	→
Classes Conducted	9	31	↑	10	27	↑
Teen Class Participants	63	255	↑	64	179	↑
Parent Class Participants	28	43	↑	7	19	↑
Youth Outreach Participants	383	1,306	↑	206	1,031	↑
Community Presentations	0	2	↑	3	5	↑
Teens Scheduled for FP Appointment	25	65	↑	11	40	↑
Social Media <sup>1</sup>	3,599	10,547	↑	2,534	5,624	↑

**NURSING HIV/AIDS/STD & Sexual Health Clinic Program**

Morbidity Surveillance	March	March		FY 13-14	FY 14-15	
	2014	2015				
Chlamydia	886	731	↓	6,409	7,324	↑
Gonorrhea	174	1	↓	1,586	2,183	↑
Primary Syphilis	2	2	→	43	49	↑
Secondary Syphilis	8	9	↑	99	110	↑
Early Latent Syphilis	16	12	↓	155	240	↑
Late Latent Syphilis	13	4	↓	54	67	↑
New HIV Diagnosis	12	18	↑	186	218	↑
New HIV/AIDS Diagnosis	8	6	↓	82	62	↓
New AIDS Diagnosis	5	4	↓	70	58	↓
New to NV Seeking Care, HIV and AIDS	5	23	↑	161	330	↑
Perinatally Exposed to HIV	4	2	↓	13	16	↑
Congenital Syphilis (presumptive)	1	0	↓	2	2	→

Pregnant/Peds Surveillance Count represents # cases being followed <sup>1</sup>	March	March		FY 13-14	FY 14-15	
	2014	2015				
HIV/AIDS Pregnant Cases	1	3	↑		18	↑
Syphilis Pregnant Cases	0	4	↑	24	35	↑
Pediatric- Perinatal Exposures <sup>2,4</sup>	4	2	↓	12	15	↑

<sup>1</sup>Pregnant females followed by Surveillance (Perpetual count)  
<sup>2</sup>Count equals # kids currently being followed.  
<sup>3</sup>Cannot report FY13-14 as HIV data was not collected this way in 2013.  
<sup>4</sup>This number was reported incorrectly in the January 2015 BOH Report  
 Shaded blanks represents data not collected until 2014

**Monthly DIIS Investigations - Most Recent**

Month <sup>1</sup>	Partners <sup>2</sup>	Clusters <sup>3</sup>	Reactors <sup>4</sup>	OOJ/FUP <sup>5</sup>
Chlamydia	85	2	69	1
Gonorrhea	40	0	29	1
Syphilis	74	0	47	4
HIV/AIDS (New to Care/Returning to Care)	41	1	43	174
<b>TOTAL</b>	<b>240</b>	<b>3</b>	<b>188</b>	<b>180</b>

<sup>1</sup>HIV/AIDS # includes "Out of Care" run for January  
<sup>2</sup>Partners= Investigations initiated on named partners  
<sup>3</sup>Clusters= Investigations initiated on named clusters (clusters= named contacts who are not sex or needle sharing partners to the index patient)  
<sup>4</sup>Reactors= Investigations initiated from positive labs  
<sup>5</sup>OOJ= Investigations initiated Out of Jurisdiction reactors/partners/clusters;Fup= Investigations initiated to follow up on previous reactors, partners, or clusters

DIIS Partner Services	# Interviews	# Partners/ Clusters Notified/ Examined	# Partners/ Clusters	#Partners Previous Diagnosed/Treated
Chlamydia	130	39	20	10
Gonorrhea	51	20	9	4
Syphilis	108	20	20	8
HIV/AIDS (New to Care/Returning to Care)	57	14	4	8
<b>TOTAL</b>	<b>346</b>	<b>93</b>	<b>53</b>	<b>30</b>

Note: Middle column (Number of Partners/Clusters) was removed but is represented in table above  
 \*\*Parenthesis value has been removed and is now represented in the third column

**NURSING HIV/AIDS/STD & Sexual Health Clinic Program**

Prevention - SNHD HIV Testing	March	March		FY 13-14	FY 14-15	
	2014	2015				
Outreach/Targeted Testing	806	834	↑	6,759	5,903	↓
Clinic Screening (SHC/FPC/TB) <sup>1</sup>	653	446	↓	6,402	5,063	↓
Outreach Screening (Jails, SAPTA) <sup>1</sup>	247	359	↑	1,951	1,968	↑
<b>TOTAL</b>	<b>1,706</b>	<b>1,639</b>	<b>↓</b>	<b>15,112</b>	<b>12,934</b>	<b>↓</b>
Outreach/Targeted Testing POSITIVE				106(16)	67(3)	↓
Clinic Screening (SHC/FPC/TB) POSITIVE <sup>1</sup>				49(2)	66(5)	↑
Outreach Screening (Jails, SAPTA) POSITIVE <sup>1</sup>				4	9	↑
<b>TOTAL POSITIVES</b>				<b>143(15)</b>	<b>129(8)</b>	<b>↓</b>

<sup>1</sup>Parenthesis values represent numbers that were self-reported previous positive (screening for self-reported previous positives began in 2009)

Care - Case Management Client Contacts (EIS and Intensive)	March	March		FY 13-14	FY 14-15	
	2014	2015				
Adults HIV/AIDS	413	347	↓	3,538	3,795	↑
Women & Children HIV/AIDS	266	292	↑	2,426	2,315	↓
<b>TOTAL</b>	<b>679</b>	<b>639</b>	<b>↓</b>	<b>5,964</b>	<b>5,110</b>	<b>↓</b>

Care - Early Intervention Clinical Services (EIS)	March	March		FY 13-14	FY 14-15	
	2014	2015				
RW Eligibility Contacts <sup>1</sup>	109	67	↓	959	991	↑
Social Worker Contacts	92	64	↓	576	478	↓
<b>TOTAL</b>	<b>200</b>	<b>131</b>	<b>↓</b>	<b>1,535</b>	<b>1,469</b>	<b>↓</b>

<sup>1</sup>No longer tracking the EIS RN contacts separately.

Sexual Health Clinic - HIV & STD Services	March	March		FY 13-14	FY 14-15	
	2014	2015				
STD treatment/screening/exam	1,103	1,404	↑	11,971	12,359	↑
HIV Clinic	67	116	↑	860	934	↑
HIV Rapid Tests	55	59	↑	232	451	↑
<b>TOTAL</b>	<b>1,225</b>	<b>1,579</b>	<b>↑</b>	<b>13,063</b>	<b>13,744</b>	<b>↑</b>

<sup>2</sup>Started administering Gardasil in October 2013

<sup>3</sup>Vaccinations started on September 2014