





Memorandum

Date: January 22, 2015

To: Southern Nevada District Board of Health

From: **Bonnie Sorenson**, *Director of Clinic and Nursing Services* 
Joseph P. Iser, MD, DrPH, MSc, *Chief Health Officer* 

RE: Nursing Division Monthly Report

DIVISION OF NURSING DIRECTOR REPORT

I. Immunization Program

1. Immunization Clinic Activities

- A.** Pfizer Infant/children electronic, telephonic reminder recall November 15, 2014. 183 calls went out.
- B.** 162 Hope World Wide reminder calls were made to parents of children between the ages of 19-35 months.
- C.** Immunization clinic staff provided an Immunization clinic at Search Light, Harry Reid Elementary School and Laughlin Jr/Sr High School on November 6, 2014. 21 clients were given 56 vaccines. See attachment success story.
- D.** Accepting Cigna Insurances for Immunization services for all ages as of November 15, 2014. Provided training for all Immunization clerical staff on eligibility verification.

2. Immunization Outreach Activities

- A.** In partnership with Roseman University and Nevada Homeless Alliance, immunization staff conducted a clinic at the Project Homeless Connect Event at Cashman Center on November 19, 2014. 112 clients were given 235 vaccinations.
- B.** In partnership with Immunize Nevada, Immunization staff provided a flu and Tdap clinic for students, families and staff at six Acelero Head Start Schools with 181 clients receiving 221 vaccines on the following dates: November 5, November 6, November 13, November 18, November 19 and November 20.
- C.** Staff conducted a Tdap/Flu vaccine clinic for children, families and staff at Kids R Kids Child Care Center on November 4 with 24 clients were given 24 vaccines.
- D.** Staff assisted Immunize Nevada's training program for medical assistants on November 6 from 12:30pm to 3:00pm.
- E.** Staff conducted a Flu/Tdap vaccine clinic at the Lois Tarkanian Senior Harvest Festival on November 12 with 13 clients were given 17 vaccines.
- F.** Staff presented information on vaccines for young children to parents and staff at the Kid's

Cove Child Care Center on November 12 from 5:30pm to 6:30pm. At the same child care center, staff returned to conduct a vaccine clinic on November 21 with 11 clients receiving 17 vaccines.

- G. On November 17, staff conducted a vaccine clinic for clients at the Center for Behavioral Health with 16 clients were given 49 vaccines.

II. Community Health Nursing Program

1. Child Care Health Consultation (CCHC)

- A. Two classes were provided at two different facilities by the Child Care Health Consultants (CCHC) in November 2014.
- B. There was three new lead case for the month of November.

2. Nurse Family Partnership (NFP)

The Southern Nevada Health District's Nurse-Family Partnership (NFP) has enrolled 578 low income, first time mothers since its inception in 2008. At present, the six Nurse Home Visitors are serving 143 clients. 53 are participating through the Maternal Infant and Early Childhood Home Visiting (MIECHV) Program made available through the Nevada Division of Public and Behavioral Health under the Affordable Care Act (ACA).

The Southern Nevada Health District's Nurse-Family Partnership is one of the evidence-based home visiting program sites participating in the national Maternal and Infant Home Visiting Program Evaluation (MIHOPE) - Strong Start, a study designed to assess the effects of home visiting services on maternal and infant health. The Centers for Medicare and Medicaid Services (CMS) could use the results of the evaluation to re-formulate Medicaid reimbursement policies. 42 clients are now enrolled in the Strong Start study. The District's Nurse-Family Partnership program is committed to enrolling 150 study participants through September 2015.

The program supervisor completed the Unit Two Nurse-Family Partnership training in Denver, CO in November.

III. Office of HIV/AIDS/STD- Prevention, Care, Surveillance

1. Prevention Services/Community Activities

High Impact Screening Sites that SNHD conducted activities at during the month were:

- A. Stand Down for the Homeless. Staff conducted 77 rapid HIV tests.
- B. Gay & Lesbian Center
- C. Richard Steele Health and Wellness Center

2. Sexual Health Clinic (HIV and STD Care Services)

The annual audit for the SAPTA program and Ryan White part A were conducted during the month of November. Both audits went well and had no deficiencies. Staff is currently preparing for the Ryan White part B audit to be held in early December. Clinic staff hosted multiple groups of student nurses during November, educating them on Community Health Nursing and available services at SNHD. Students are leaving these rotations with a greater knowledge of community needs and why community health is critical to disease control and prevention. Netsmart Electronic Medical Record training and go live dates are rapidly approaching. Staff training will begin on Monday, January 5, 2015 and continue throughout the month of January. The Netsmart Go-Live date is scheduled for Monday, February 7, 2014.

3. Surveillance

In the month of November, a meeting was held with Nellis AFB staff to go over the SNHD syphilis reporting requirements and case staging process. Since our first meeting, we have attempted to get detailed current/historical clinical information for 15 syphilis cases reported over a period of 6 months and not claimed as morbidity in TriSano. We will continue to work close with their staff to build a mutually beneficial relationship. We are also adopting multiple STD/HIV report queries built by Lei Zhang (Informatics). This will give us the flexibility to run reports on our own and free up time for the Informatician to engage in other important roles. The surveillance team continues to work on monitoring labs reported from laboratories and providers, chart reviews, Chlamydia and Gonorrhea phone interviews, follow up on Out of Office Jurisdiction and assist the DIIS with record searches.

4. Community Engagement

On Friday, November 14, 2014, A community Engagement Event/café was held at the Gay and Lesbian Center of Southern Nevada from 1:30-4pm. The 14 member group consisted of both Southern Nevada HIV Prevention Planning Group (SoNHPPG) members as well as community members who have been invited as they represented groups/populations who are not typically members of SoNHPPG. Those who attended represented areas ranging from marriage and family therapy, retail sex industry sales associates, sexual assault advocates, dental medicine, teen pregnancy prevention educators, veterans advocates, and the National Coalition of Black Women.

The members of this event were introduced to the background and rationale behind community planning and the purpose of the community engagement event. Additionally the audience was briefed on S. Nevada's HIV Epidemiology Profile by the Nevada Division of Public and Behavioral Health. To gain information about HIV prevention needs and resources in the community, the event members were asked three questions: What services do you provide that can be beneficial to HIV prevention and Care services? What HIV Prevention and care services would be beneficial to you and your organization? and What are some gaps in resources or information between HIV prevention and care services and your organization?

Some of the ideas and concerns that were raised by the group included:

1. Safer sex and testing at adult bookstores.
2. Availability and information about Post Exposure Prophylaxis for survivors of sexual assault.
3. Collaboration with Marriage and Family Therapy associations to assist in training and education for providers.
4. Reaching out to dental practitioners on assessing HIV status as well as care of patients and education of providers.
5. Working with HIV positive women to create support groups as well as outreach and education networks to encourage testing and care modeled on existing programs.

"Community Engagement" is an element of the HIV Prevention Planning Process and outlined by the CDC HPG Guidance. This process involves the collaboration of key stakeholders and broad based communities who collaboratively identify strategies for increased coordination of HIV programs throughout the state, local health jurisdictions, or tribal areas. The collaboration should result in a collective vision that assists the jurisdiction in achieving the goals of NHAS (National HIV/AIDS Strategy). The strategies should be flexible to ensure that the voices of the community and key stakeholders who are not part of the HIV Prevention Planning Group be heard. It is important that these voices are considered in the engagement process and reflected in the

jurisdictional HIV Prevention Plan.”

5. Staff Facilitated/Attended Educational Presentations/Trainings

- A. HIV 101 on November 5, 2014.
- B. Female Prostitution Prevention Project-HIV/STD Training on November 8, 2014.

IV. Tuberculosis Clinic

1. TB Clinic/Surveillance Activities

- A. Medical Center Update: Screening for all potentially exposed clients, staff, students and family members is ongoing at this time, infant surveillance will continue for another 3 months. Both children are asymptomatic and are being followed by a medical provider.
 - B. Outreach Activity: Ongoing outreach events conducted at numerous Clark County Medical Centers/Hospitals.
2. There was 4 new active cases reported in November 2014.
- A. 3 new Adult cases
 - a. 1 USA Male
 - b. 1 USA Female
 - c. 1 Foreign Born Male
 - B. One new pediatric case reported in November 2014.
 - a. 1 USA Female Contact to an active Family Member.

V. Teen Pregnancy Prevention (TPP)

1. Special Projects, Reports/Events

- A. On November 20, 2014, TPP program held its biannual Advisory Board meeting with community partners and sub-grantees.
- B. During the month of November, TPP staff held outreach activities at the following six high schools; Las Vegas, Eldorado, Chaparral, Legacy, Western and Desert Pines), reaching a total of 412 youth.
- C. The TPP program’s social media campaign reached a total of 3,294 unique new visitors on the condomsensenv website and TPP’s Facebook page. In addition, the Facebook page reached the mileston of 5,000 followers.

VI. Family Planning Summary

Recruitment efforts continue for a second Nurse Practitioner for the Family Planning Program. A viable candidate has not been found. Salary continues to be a major barrier, as well as, recruiting an APN with the appropriate credentials and experience. Family Planning services at the Henderson facility that are provided by a Nurse Practitioner are now available every other Wednesday. Clients are still able to have pregnancy testing, emergency contraception, birth control refills, treatment for STDs and HIV and Syphilis screening on a daily basis.

SNHD has submitted the year five work plan and budget for the 2015 funding cycle from the Office of Population Affairs. Notice of Award of funding is anticipated by the end of December 2014.

VII. Nursing Administration

1. Student Interns

- A. UNLV, Nevada State College and Roseman Nursing students continue their clinic internships.
- B. Nevada State College Student Interns provided a presentation to the SNHD Nursing Managers and supervisors on “Personal Safety for Nurses.”

2. CPR Training

A. Staff is current on CPR training through November 2014.

3. CEU Educational Opportunities

A. Nursing will continue to retain Nevada Nursing Board approval to provide Continuing Education credits for District nurses.

BS: ms

Attachments: November 2014 Statistical Report
Nurse Family Partnership Appreciation letter
Nurse Family Partnership Certificate of Achievement
Immunization Success Story

**NURSING DIVISION MONTHLY REPORT
November 2014**






NURSING Client Encounters by Locations - November 2014 Data

Location	Valley View PHC	ELV PHC	HEND PHC	NLV PHC	Mesquite PHC	400 Shadow PHC	TB Clinic	Laughlin	Targeted Populations ¹	TOTAL
Immunizations	1,819	818	514	255	98	47		21	450	4,022
Healthy Kid's Exams	28	44								72
Kid's Clinic Exams	51	15	32							98
Family Planning		514	141							655
Newborn Metabolic Screening	4	2	0							6
Sexual Health Clinic (HIV & STD)						1,321				1,321
TB Treatment/Control							2,627			2,627
MCH Services									54	54
Administrative Services ²	268	114	46	21	0					449
Other Professional Services (BP, Travel Consult, Test Results, etc.)		1	4							5
TOTAL	2,170	1,508	737	276	98	1,368	2,627	21	504	9,309

¹Health Fairs, Adolescent Clinics, Childcare Clinics, Adult Imm, Shots 4 Tots, Refugee, Immunizations, Safenest, Early Head Start, etc.

²Copies, Medical Records, Shot Records, etc.

= not applicable

Approved by:
 Bonnie Sorenson
 Alice Costello
 Richard Cichy
 Margarita DeSantos
 Marlo Tonge

NURSING Client Encounters by Program

Program	Nov	Nov		FY 13-14	FY 14-15	
	2013	2014				
Immunizations	4,096	4,022	↓	32,571	27,411	↓
Healthy Kid's Exams	99	72	↓	496	502	↑
Kid's Clinic Exams	114	98	↓	603	609	↑
Family Planning	1,029	655	↓	5,351	3,727	↓
Newborn Met. Screening	13	6	↓	92	27	↓
Sexual Health Clinic-HIV & STD	2,829	1,321	↓	9,056	7,919	↓
TB Treatment & Control	4,592		↓	20,235	15,652	↓
MCH Services	39	54	↑	245	264	↑
Administrative Services	383		↓	1,512	5,825	↑
Other Professional Services	19	5	↓	87	48	↓
TOTAL	13,213	6,233	↓	70,248	61,984	↓

Note: Not all services are available at all locations

NURSING Immunization Program

	Nov 2013	Nov 2014		FY 13-14	FY 14-15	
Immunizations						
Flu Vaccine Given	2,266	2,397	↑	7,646	6,163	↓
Gratis	549	383	↓	3,359	1,958	↓
Exemption Class Attendees	10	6	↓	56	47	↓

	Nov 2013	Nov 2014		FY 13-14	FY 14-15	
Vaccines for Children (VFC)						
Number of VFC Compliance Visits	9	1	↓	68	29	↓
Number of AFIX Visits	9	1	↓	55	24	↓
Number of Follow-Up Contacts	61	114	↑	355	670	↑
Number of State Requested Visits	10	16	↑	61	110	↑

	Nov 2013	Nov 2014		FY 13-14	FY 14-15	
Perinatal Hepatitis B						
# of Expectant Women ¹	18	24	↑	20	21	↑
# of Infants ¹	84	79	↓	83	73	↓
Total # of Moms with Infants ¹	78	78	→	77	78	↑
New Cases	2	12	↑	22	37	↑
Closed Cases	6	3	↓	36	23	↓

¹Average # of cases/month

	Nov 2013	Nov 2014		FY 13-14	FY 14-15	
Childcare Program						
Childcare Audits ¹	13	19	↑	147	106	↓
Baseline Immunization Rate	77%	80%	↑	74%	80%	↑
# of Re-Audits	5	19	↑	41	61	↑
Re-Audit Immunization Rate ¹	87%	96%	↑	90%	95%	↑
# of Nurse Visits	24	43	↑	153	180	↑
# of Records Reviewed	1,211	3,031	↑	9,306	12,826	↑

Inadequate # to calculate rate¹

	Nov 2013	Nov 2014		FY 13-14	FY 14-15	
Volunteers Program						
Hope Worldwide Nevada # of volunteers	1	1	→	4	3	↓
# of Calls Made	227	162	↓	774	579	↓

NURSING Community Health Program

Nursing Field Services	Nov 2013	Nov 2014		FY 13-14	FY 14-15	
MCH Team Home Visits	122	106	↓	699	726	↑
# Children referred to Growth/Developmental Specialist	0	0	→	6	2	↓

Healthy Kid's Team	Nov 2013	Nov 2014		FY 13-14	FY 14-15	
Total Exams	102	73	↓	499	519	↑
Fluoride Varnish	0	11	↑	15	132	↑
Hemocue	55	23	↓	178	164	↓
Lead	23	7	↓	75	72	↓
Ages & Stages	47	34	↓	229	229	→

NFP	Nov 2013	Nov 2014		FY 13-14	FY 14-15	
Referrals	23	15	↓	148	103	↓
Enrolled	10	1	↓	41	21	↓
Active*	137	143	↑	n/a	n/a	→

MCH	Nov 2013	Nov 2014		FY 13-14	FY 14-15	
# of Referrals Rec'd	65	23	↓	373	303	↓
# from NICU	46	10	↓	279	182	↓
# from CPS	6	4	↓	29	31	↑
# of Lead Referrals	1	3	↑	4	8	↑
# of Admissions ¹	27	20	↓	135	162	↑

Data collection process revised from last year to capture admissions accurately¹
(Nurses have admitted more mothers beginning August 2014)

Refugee Health Program	Nov 2013	Nov 2014		FY 13-14	FY 14-15	
Clients Seen	39	54	↑	249	264	↑
Clients Requiring Follow-up for Communicable Disease	6	24	↑	54	105	↑
Referrals for TB Issues	3	10	↑	29	44	↑
Referrals for Possible Chronic Hep B	0	1	↑	6	7	↑
Referrals for OVA & Parasites	2	15	↑	15	53	↑
Referrals for STD	1	1	→	8	10	↑

NURSING Tuberculosis Program

Tuberculosis	Nov	Nov		FY 13-14	FY 14-15	
	2013	2014				
Number of Active Cases - Adult	5	5	→	19	19	→
Number of Active Cases - Pediatric	2	2	→	10	8	↓
Number of Contact Investigations	2	3	↑	14	15	↑
Number of Latent Tuberculosis Infection (LTBI) cases (identified via contact investigations) initiating treatment	13	3	↓	56	28	↓
Number of Clients receiving Case Management Services	113	52	↓	431	293	↓
Number of Monthly Pulmonary Specialist Clinic Clients Seen	61	51	↓	295	320	↑
Number of Electronic Disease Notifications	27	27	→	157	140	↓
Number of Monthly Electronic Disease Notifications Clinic Clients Seen ¹		10	↑		162	↑
Outreach Activities during the Month - Presentations, Physician Visits, Correctional Visits, etc.	1	0	↓	12	10	↓
Directly Observed Therapy (DOT) Field, clinic and televideo encounters	1,191	788	↓	6,755	4,498	↓

¹Shaded Blanks indicate data not collected until 2014

NURSING Teenage Pregnancy Prevention Program

Teen Pregnancy Prevention Activities	Nov	Nov		FY 13-14	FY 14-15	
	2013	2014				
Exhibits	0	0	→	36	48	↑
Health Fairs	0	0	→	2	3	↑
Classes Conducted	5	6	↑	93	90	↓
Teen Class Participants	59	47	↓	822	824	↑
Parent Class Participants	21	0	↓	237	89	↓
Youth Outreach Participants	380	412	↑	3,477	3,424	↓
Community Presentations	1	1	→	34	25	↓
Teens Scheduled for FP Appointment	18	13	↓	205	188	↓
Social Media ¹	947	3,294	↑	29,135	32,664	↑

NURSING HIV/AIDS/STD & Sexual Health Clinic Program

Morbidity Surveillance	Nov	Nov		FY 13-14	FY 14-15	
	2013	2014				
Chlamydia	708	713	↑	4,036	4,162	↑
Gonorrhea	188	227	↑	1,003	1,242	↑
Primary Syphilis	3	6	↑	29	42	↑
Secondary Syphilis	7	7	→	53	59	↑
Early Latent Syphilis	15	12	↓	99	118	↑
Late Latent Syphilis	-	1	↓	-	42	↓
New HIV Diagnosis	12	17	↑	116	122	↑
New HIV/AIDS Diagnosis	4	7	↑	51	38	↓
New AIDS Diagnosis	10	4	↓	39	32	↓
New to NV Seeking Care, HIV and AIDS	14	22	↑	115	224	↑
Perinatally Exposed to HIV	2	1	↓	5	8	↑
Congenital Syphilis (presumptive)	0	1	↑	0	2	↑

Pregnant/Peds Surveillance Count represents	Nov	Nov		FY 13-14	FY 14-15	
# cases being followed ¹	2013	2014				
HIV/AIDS Pregnant Cases		0	→	7	5	↓
Syphilis Pregnant Cases		3	↑	7	16	↑
Pediatric- Perinatal Exposures ²		0	→	2	7	↑

¹Pregnant females followed by Surveillance (Perpetual count)

²Count equals # kids currently being followed.

Shaded Blanks indicate data not collected until 2014

Monthly DIIS Investigations - Most Recent

Month ¹	Partners ²	Clusters ³	Reactors ⁴	OOJ/FUP ⁵
Chlamydia	95	1	86	0
Gonorrhea	16	0	24	0
Syphilis	96	5	52	4
HIV/AIDS (New to Care/Returning to Care)	39	2	37	1
TOTAL	246	8	199	5

¹HIV/AIDS # includes "Out of Care" run for January

²Partners= Investigations initiated on named partners

³Clusters= Investigations initiated on named clusters (clusters= named contacts who are not sex or needle sharing partners to the index patient)

⁴Reactors= Investigations initiated from positive labs

⁵OOJ= Investigations initiated Out of Jurisdiction reactors/partners/clusters;Fup= Investigations initiated to follow up on previous reactors, partners, or clusters

DIIS Partner Services	# Interviews	# Partners/ Clusters	
		Notified/ Examined	# Partners/ Clusters
Chlamydia	156	46	21
Gonorrhea	30	6	9
Syphilis	92	23	18
HIV/AIDS (New to Care/Returning to Care)	44	1	6
TOTAL	322	76	54

Note: Middle column (Number of Partners/Clusters) was removed but is represented in table above

**Parenthesis value has been removed and is now represented in the third column

NURSING HIV/AIDS/STD & Sexual Health Clinic Program

Prevention - SNHD HIV Testing	Nov	Nov		FY 13-14	FY 14-15	
	2013	2014				
Outreach/Targeted Testing	624	671	↑	3,753	3,063	↓
Clinic Screening (SHC/FPC/TB) ¹	741	690	↓	3,928	3,039	↓
Outreach Screening (Jails, SAPTA) ¹	109	264	↑	1,030	1,094	↑
TOTAL	1,474	1,625	↑	8,711	7,196	↓
Outreach/Targeted Testing POSITIVE				55 (7)	34 (1)	↓
Clinic Screening (SHC/FPC/TB) POSITIVE ¹				25 (2)	32 (5)	↑
Outreach Screening (Jails, SAPTA) POSITIVE ¹				1	6	↑
TOTAL POSITIVES				81 (9)	72 (6)	↓

¹Parenthesis values represent numbers that were self-reported previous positive (screening for self-reported previous positives began in 2009)

Care - Case Management Client Contacts (EIS and Intensive)	Nov	Nov		FY 13-14	FY 14-15	
	2013	2014				
Adults HIV/AIDS	428	418	↓	1,828	2,356	↑
Women & Children HIV/AIDS	255	235	↓	1,388	1,173	↓
TOTAL	683	653	↓	3,216	3,529	↑

Care - Early Intervention Clinical Services (EIS)	Nov	Nov		FY 13-14	FY 14-15	
	2013	2014				
RW Eligibility Contacts ¹	78	154	↑	611	665	↑
Social Worker Contacts	100	32	↓	238	257	↑
TOTAL	178	186	↑	849	922	↑

¹No longer tracking the EIS RN contacts separately.

Sexual Health Clinic - HIV & STD Services	Nov	Nov		FY 13-14	FY 14-15	
	2013	2014				
STD treatment/screening/exam	1,308	1,176	↓	6,944	7,111	↑
HIV Clinic	90	112	↑	441	561	↑
HIV Rapid Tests	42	33	↓	42	247	↑
TOTAL	1,440	1,321	↓	7,427	7,919	↑

²Started administering Gardasil in October 2013

³Vaccinations started on Sep 2014



November 12, 2014

Nevada County NFP
Teresa Johnson
560 Nellis Blvd, Suite #E-12
Las Vegas, NV 89110

Dear Teresa,

On behalf of the NFP National Service Office, I would like to express our gratitude to you and your team for participating in the Maternal and Infant Home Visiting Program Evaluation (MIHOPE). We wish to recognize this effort with the enclosed certificate of appreciation.

MIHOPE is an important and landmark evaluation of evidenced-based home visiting programs and will advance ongoing efforts to use federal funding to support programs like the Nevada County NFP. We commend you for your ability to successfully meet your enrollment target and your commitment to the ongoing work over the next year to complete this study.

Thank you on behalf of all of the home visiting programs funded by the Maternal, Infant and Early Childhood Home Visiting program. We look forward to the completion of the study and the documentation of the numerous benefits for mothers and children enrolled in Nurse-Family Partnership.

Most sincerely,

A handwritten signature in black ink, appearing to read "Tom Jenkins", written in a cursive style.

Thomas R. Jenkins, Jr.
President and CEO
Nurse-Family Partnership National Service Office

cc: David Willis, MD, Director, Division of Home Visiting and Early Childhood System HRSA
Nancy Margie, Research Analyst OPRE


Certificate of Achievement & Appreciation

for participating in the Maternal and Infant Home Visiting Program Evaluation
(MIHOPE)



Southern Nevada Health District Nurse-Family Partnership

In honor of your outstanding commitment to young mothers & families and your willingness to participate in research that will benefit children & families enrolled in the Nurse-Family Partnership program and other national home visiting programs.



David Olds, Ph.D.
Founder, Nurse-Family Partnership



Thomas R. Jenkins Jr.
President and CEO Nurse-Family Partnership

Success Story

We had an immunization clinic in Laughlin on November 6th, 2014. Immunization clinics are offered twice a year in Laughlin. At each Laughlin clinic, we make an extra effort to stop at Searchlight at the Harry Reid Elementary School and offer immunization services for their students. There are no medical or vaccine providers in Searchlight, NV. The next closest town for any available services is either Boulder City (40 miles away) or Laughlin (39 miles away). At the time of our visit, there are 15 students enrolled K-5. Of the 15 students, 8 students were not up to date with his or her immunizations. Working closely with the school nurse, we were able to obtain the appropriate consents from the parents/guardians and vaccinate all the children. The number of children (8) vaccinated may seem small but it was huge to us that day. It made the entire school 100% compliant! We were able to successfully reach this high risk population; a community that does not have readily access to care, children without insurance (all the children were on free lunch program). The school nurse reported that most of these children "have nothing." We were very sad to hear of this, but fortunately we were able to assist in some small way to keep these kids healthy! Additionally, we took along the dental hygiene kits donated to us by United Way of Southern Nevada. All 15 students received a dental hygiene kits and were very happy. It was a very successful day for ALL, and a day we look forward to repeating on a regular basis!