



Memorandum

Date: October 14, 2009

To: Southern Nevada District Board of Health

From: Bonnie Sorenson, R.N., B.S.N., *Director of Clinic & Nursing Services* **BS**
 Lawrence K. Sands, D.O., M.P.H., *Chief Health Officer* **WLS**

Subject: Nursing Monthly Report – September 2009

DIVISION OF NURSING DIRECTOR REPORT

I. Immunization Program:

A. Immunization Clinics:	Sept 2009	Sept 2008	YTD 2009	YTD 2008
Total Clients	7,694	7,254	62,807	74,910
Total Vaccine	17,007	19,941	142,147	165,583
Gratis	610	N/A	2,763	N/A
B. Health Card Clinic:	Sept 2009	Sept 2008	YTD 2009	YTD 2008
Total Client Encounters	8,159	9,782	69,838	81,211
Total Hepatitis A	5,448	6,886	46,920	64,107
Total TB Testing	1,377	1,483	11,243	12,718
C. Perinatal Hepatitis B Program:	Sept 2009	Sept 2008	YTD 2009	YTD 2008
Total Active Cases	280	299		
# of Expectant Women	29	4	223	319
New Cases	6	7	55	91
Closed Cases	10	6	93	63
Total Cases	352	442	average 300-400	
Hospitals Visited	12	8	118	97
D. Vaccines for Children:	Sept 2009	Sept 2008	YTD 2009	YTD 2008
Average provider rate (4:3:1:3:3:1)	56.48%		56.48%	N/A
Average provider rate (4:3:1:3:3:4)	49.10%		49.10%	N/A
#of Drop Outs from Program	2			N/A
#of New Enrollments *	0			N/A
#of Fed. Qualified Health Ctr.	96		96	N/A
#of Tribal Health	2		2	N/A
#of Other Public Health Centers	6		6	N/A

Total number of VFC to date is 143, compared to 163 in January of 2009.

*The # of new enrollments is already added to the total # of providers.

E. Immunization Project:	Sept 2009	Sept 2008	YTD 2009	YTD 2008
Adolescent - Schools Are Closed				
Clinics Public Schools				
Clinics Private Schools			3	0
Total All Clinics			122	59
Total Clients Seen			1,801	2,936
Total Vaccine			2,199	4,174
F. Child Care:	Sept 2009	Sept 2008	YTD 2009	YTD 2008
Child Care Audits	26	3	133	18
Average Immunization Rate		29%	59	29%
Feedback	20	0	126	1
Total Clinics	0	0	36	7
Total Clients	0	0	441	106
Total Vaccine	0	0	1,042	275
G. Adult/WPV Program:	Sept 2009	Sept 2008	YTD 2009	YTD 2008
Total Worksites Visited	6	7	34	30
Total Patient Encounters	170	233	1,061	1,427
Total Contracts	3	6	177	143
Total Purchase Orders	0	0	22	16
H. Educational Events:	Sept 2009	Sept 2008	YTD 2009	YTD 2008
Total Educational Events Held	1	0	11	
Total Vaccine given for 2008-2009 flu season			YTD 2009	YTD 2008
			29,546	30,601
Total Vaccine given for 2008-2009 flu season			4,537	2,490
I. Immunization Exemption Class:	Sept 2009	Sept 2008	YTD 2009	YTD 2008
Total Clients Attending	13	6	79	14

Flu season started early this year, based on CDC recommendations. Over 4,300 flu vaccine were administered during the month of September. Many requests have been received for flu clinics. At this time there are 1-2 clinics booked everyday through the first week of November 2009. Preparations are underway for receiving, administering and reporting of H1N1 vaccination. This effort will be running concurrently with our seasonal flu vaccination program.

The Adult Program started a new process with Zoster (Shingles) Vaccine. They now can bill through e-dispense which allows seniors to use their Medicare card to pay for the vaccine. We are providing the Zoster vaccine in conjunction with our seasonal flu campaign. We have had multiple requests for talks to seniors about the vaccine.

The Community Flu Meeting took place on September 2nd at SNHD. Eighty four (84) guests attended

and we received many requests for additional handouts. The day-care representatives were very appreciative of all the efforts of our Child Care program and the District's commitment to their needs.

The Child Care Program conducted 26 audits and 20 feedbacks during September. These audits indicated a 64% compliance rate of children's immunizations.

Twelve staff members attended a two day Southern Nevada Immunization Coalition (SNIC) Childhood Summit Conference on September 14th and 15th, 2009.

II. Community Health Nursing Program:

A. Maternal Child Nursing Program:

The nurses provided an on-site in-service on H1N1 and Flu to the Child Care Providers who are participating in United Way's education program. Additionally, on September 24th, two of the nurses participated in a meeting with State representatives from Early Childhood, Head Start, AHEC and other Southern Nevada Trainers to discuss establishing statewide training standards, goals and objectives for the training of future Child Care Health Consultants. All of the MCH nurses attended an application assistance training course on Medicaid and Nevada Check-Up on September 16, 2009. The updated information will enable them to better assist families with obtaining benefits.

B. Special Project Team and Healthy Kids Team:

The Special Projects Healthy Kids Team participated in the Resource Fair that was sponsored by United Way and Channel 8. The fair targeted individuals who have recently lost their jobs and are in need of finding resources in the community. During this event Special Projects were able to see 300 individuals and gave out information about SNHD clinic and nursing services along with other incentives from the Public Information Office (PIO). Immunizations for children were provided free of charge. The team also provided Dental Carries Assessment and Fluoride Varnish applications to grade school students at Jack Dailey Elementary School. The Special Project nurse provided the Oral Screening report summary to the Communities In Schools coordinator. Services were provided to 65 children.

The Healthy Kids Coordinator contacted 265 families during September. Of the 265 contacted, 223 were provided with referrals to SNHD, community resources and community health providers.

C. Nurse Family Partnership (NFP):

The NFP unit currently has 96 active enrolled clients. We have been successful at enrolling 60% of our clients within the first trimester of pregnancy. The program has experienced 45 births; 24 male and 21 female. Of the 45 births, only one pregnancy, a set of twins was not full term and only one birth (again the twins) was not full birth weight (2500 grams of greater).

D. Childhood Lead Poisoning Prevention Program (CLPPP):

Case Management

Lead Screening:

Total number of children screened at community venues	6	
Total number of children screened at SNHD PHCs	35	
Grand total number of children screened	41	671 YTD

Case Management Activities:

Total number of cases opened	1	
Total number of cases closed	2	
Total number of contacts made by the CLPPP case manager	4	
Total number of active cases	10	37 YTD

E. Refugee Health Program:

The Refugee Health Program saw 56 clients during September. Of the 56 clients seen, 17 were referred for treatment; 5 for ova and parasites; 5 for STD and 9 for indeterminate TB issues.

III. HIV/STD:

Statistics for September 2009

➤ Newly identified AIDS cases	= 15	YTD = 143
➤ Newly identified HIV infections	= 21	YTD = 167
➤ Pediatric AIDS cases	= 0	YTD = 0
➤ Pediatric HIV infections	= 0	YTD = 0
➤ Perinatally exposed	= 4	YTD = 15

A. Prevention Services:

On-going Outreach sites:

1. The Gay and Lesbian Center - every Monday and Thursday from 1 p.m. to 6:30 p.m. HIV and STD testing offered. Also 24 Twinrix vaccinations were administered.
2. North Las Vegas Recreation Center - The third Tuesday from 3 p.m. to 7 p.m.
3. Juvenile Justice Detention Center - every Wednesday and Thursday from 10 a.m. to 4 p.m. HIV and urine based Chlamydia and Gonorrhea testing is available.
4. WIC Owens location on 09/16/09 and 09/30/09.
5. Testing and discharge planning (HIV infected inmates) is offered on Monday and Wednesday at the Clark County Detention Center and Tuesday and Thursday at the City of Las Vegas Jail at Stewart and Mohave.

Outreach Sites:

1. On 9/12/09 from 9 a.m. to 3 p.m., testing was offered at the Doolittle center.
2. On 9/16/09 from 7 p.m. - 12 midnight, HIV and syphilis testing was offered at Charlie's Bar.
3. On 9/18/09 from 10 a.m. to 2 p.m., testing was available at Community Outreach Medical Center.
4. On 9/20/09 from 10 p.m. to 3 a.m., HIV and syphilis testing was offered at Piranha Bar. This was a collaborative outreach with the Gay and Lesbian Center, targeting Hispanic MSM population.

5. On 9/24/09 from 1 p.m. to 5 p.m., testing and counseling was offered at Safe Nest.
6. On 9/26/09 from 10:30 a.m. to 3 p.m., testing and counseling was offered at Lorenzi Park for National Drug Addiction Recovery month.

Staff and Community Trainings:

1. HIV Fundamentals offered from 10 a.m. to 3 p.m. on 9/9/09 and 9/25/09.
2. Client Centered Counseling offered from 9 a.m. to 4 p.m. on 9/16/09, 9/17/09 and 9/18/09.
3. ABC's of Hepatitis and STDs offered from 9 a.m. to 1 p.m. on 9/23/09.

B. STD Surveillance:

Total Syphilis, Chlamydia and Gonorrhea reported to STD surveillance in September 2009.

Primary Syphilis	= 4	YTD = 23
Secondary Syphilis	= 14	YTD = 55
Early Latent Syphilis.....	= 16	YTD = 108
Late and Late Latent Syphilis	= 6	YTD = 29
Chlamydia	= 860	YTD = 6,488
Gonorrhea	= 189	YTD = 1,255
Presumptive Congenital Syphilis.....	= 0	YTD = 6

IV. CCHD/SNHD Lab:

Refer to the monthly statistical report.

V. Tuberculosis Program:

Seven new cases were identified during the month, one of which has prompted a contact investigation because of the individual's occupation and risks to a vulnerable population.

The TB Clinic continues on the same pace as last year. We have had 75 new cases year to date which is slightly less than 2008's number of 78 cases year to date. Our contact investigations which occur as a result of significant exposure to others appears to require more man hours to reach those identified as contacts. We had 9,068 encounters with individuals in September of this year compared to 6,809 in September of 2008 through all of our TB activities.

Those individuals requiring treatment for latent TB infections which is a result of a past exposure, required the TB program to have contact with 2,106 individuals each month as compared to 1,641 individuals at this time last year. Nine hundred seventy three (973) of those individuals require directly observed therapy.

Through the collaboration of the School of Pharmacy and NLV Public Health Center, the TB clinic is targeting its high risk clients for vaccination against the seasonal flu. The outcome will be reported at the end of this activity.

E. IT Enhancements: No current updates

F. Infertility Prevention Project (IPP): No reportable information.

G. Professional Education: No specific trainings held this month.

X. Nursing Development/Community Outreach Educator Program

A. Education:

1. A total of 19 educational opportunities were provided in September 2009.
2. Satellite broadcasts (live and taped) and Live Speakers/Instructors (see attached).
3. More than 274 staff members attended these trainings.
4. Two CPR classes were conducted in September with 12 attending.
5. Provided an evening flu training for MRC volunteers.

B. Student Activities:

1. Provided orientation for one UNLV School of Medicine pediatric resident scheduled for September.
2. Medical students: Four medical students rotated through the STD clinic in September.
3. Eight Touro University nursing students began their Community Health rotation in September.
4. Scheduled 12 activities for UNLV School of Medicine pediatric resident in September.
5. Conducted orientation for one P.A. student from Touro University in September.
6. Scheduled 17 activities for the P.A. student in September.
7. Provided orientation for eight Touro University nursing students.
8. Provided orientation for eight UNLV nursing students.
9. Eight UNLV nursing students began their Community Health rotation in September.

C. New Hires: No new hires in September.

D. Other Activities:

1. Worked in immunization clinic two days a week in September.
2. Provided flu training for all nursing division staff.
3. Traveled to all the outlying clinics to provide flu training.

BS: mg

Attachments: Monthly Statistical Report – September 2009
In-Service Calendar

NURSING DIVISION MONTHLY REPORT

September 2009

CLINIC SERVICES

Not all services are available at all locations

Client Encounters by Location	Ravenholt	East LV PHC	North LV PHC	Hend PHC	Laughlin	MCH Satellites	Spring Valley PHC	Cambridge	TB Clinic	Airport	Mesquite	Overton	Adoles. Clinics	Childcare Clinics	Other**	TOTAL
Immunizations	3,838	1,366	922	1,646	2	13					99	10			313	8,209
Children's Exams		2	6	9		299						1				317
Family Planning	71	506	526	381												1,484
HIV/AIDS ***	843	6	1	9											822	1,681
Other Services*	15	144	180	61							10					410
STD Clinic	1,557															1,557
STD Investigations	186															186
TB Treatment/Control									9,068							9,068
Hep. A Desk (Health Card)	3,804	1,556		1,414	70			1,280			35					8,159
TOTAL	10,314	3,580	1,635	3,520	72	312		1,280	9,068		144	11	0	0	1,135	31,071

*First Aid, BP, PKUs

***Total Incl. Immuniz.

**Health Fairs

 =not applicable







**** Numbers not available at this time

CLIENT ENCOUNTERS BY PROGRAM

	YTD 2009	YTD 2008
Immunizations	62,807	74,910
Children's Exams	2,614	2,790
Family Planning	12,805	13,447
HIV/AIDS	18,103	16,345
Other Services	5,057	8,289
STD	14,429	14,672
STD Investigations	1,029	937
TB Treatment & Control	72,418	54,418
Hep. A Desk (Health Card)	69,838	81,211
TOTAL	259,100	267,019

*Numbers are being audited for verification.

Approved by:

 Bonnie Sorenson
 Alice Costello
 Mary Ellen Harrell
 Veronica Morata-Nichols
 Patricia O'Rourke-Langston
 Gwen Osburn

NURSING DIVISION MONTHLY REPORT

September 2009
FIELD SERVICES

NARRATIVE: Out of the 81 referrals received in the Community Health Nursing Program, 47 were in Neonatal Intensive Care Units, and 11 were for Child Protective Services.

COMMUNITY HEALTH Nursing Field Services (Home Visits)	Sep-09	YTD 2009	YTD 2008
MCH Team	185	1371	2062

COMMUNITY HEALTH MCH Healthy Kid's Team Statistical Data	Sep-09	YTD 2009	YTD 2008
		*	*
Clients Seen for Immunizations	420	4792	
Exams	124	1370	
Fluoride Varnish	31	628	

*started reporting this December 2008

COMMUNITY HEALTH NFP Statistical Data	Sep-09	YTD 2009	YTD 2008
		*	*
Referrals	31	232	
Enrolled	7	89	
Active	92		

* started reporting this December 2008

COMMUNITY HEALTH Refugee Health Program	Sep-09	YTD 2009	YTD 2008
		*	*
Clients Seen	56	478	
Clients Requiring Follow-up for Communicable Disease	17	110	

*started reporting this February 2009

Perinatal Hep. B	Sep-09	Sept-08
Total active cases	280	299
# of expectant women	29	319
New cases	6	91

Vaccines for Children	Sep-09	YTD 2009	Sep-08
Number of Participating Providers	143		171
Number of VFC Site Visits	2	37	3
Number of AFIX (Quality Assurance) Visits	1	47	1
Number of Feedback/Follow-Up Visits	21	194	21
Number of State Requested Visits	2	34	3

Workplace Vaccinations	Sep-09	YTD 2009	YTD 2008
Patient Encounters	176	1237	1593
Worksites Visited	8	42	35

NURSING DIVISION MONTHLY REPORT

September 2009
FIELD SERVICES

TB Treatment & Control	Sep-09	YTD 2009	YTD 2008
New Cases	7	75	78
Patients on Prophylaxis	2,106	24,260	17,996
Contact investigations	10	74	84
Encounters	9,068	72,418	51,650

HIV/AIDS Testing by Location	Sept-09	YTD 2009	Sept-08	YTD 2008	Positives	
					YTD 2009	YTD 2008
SNHD-HIV, Outreach	1,062	12,130	1,705	12,142	180	176
BADA	44	900	56	868	1	5
MISC.(incl.J Jail)	299	2,518	214	849	12	5
TOTAL	1,405	15,548	1,975	13,859	193 (69)	186

*Parenthesis value represents number that were self-reported previous positive (screening for self-reported previous positives began in 2009)

Case Management Client Contacts	Sept-09	YTD 2009	YTD 2008
Adults - HIV/AIDS	352	2952	4503
Women & Children - HIV/AIDS	367	2670	3007
TOTAL	719	5622	7510

NURSING DIVISION MONTHLY REPORT
September 2009
SUPPORT SERVICES

Volunteers	Number:	YTD 2009	YTD 2008	Hours:	YTD 2009	YTD 2008
Hope Worldwide Nevada		48	72		446.75	1125

Laboratory Testing	Sep-09	YTD 2009	YTD 2008
Total Clients	370	5,805	15,016
Total Tests	723	10,580	45,797

Sunday	Monday	Tuesday	Wednesday	Thursday	Friday	Saturday
<h1>September 2009 In-Service Education</h1>						
		1	2	3 BBP Class 9:30-11:30 HR TR 2	4	5
6	7 HOLIDAY	8	9 HIV Fundamentals 10-3 /400 Shadow Lane Cherie x 0726 Flu Training Main 9-10 & 2-3 MCC RSVP Lori x1621	10 CPR Renewal Class 8:30-12:30 PCR RSVP Shery x1310 Flu Training ELV PHC 8-9 & 9-10 NLV PHC 10:30-11:30 & 11:30-12:30 RSVP Lori x1621	11 Flu Training Hend. PHC 8-9 & 9-10 RSVP Lori x1621 Main 2-3 MCC	12
13	14	15	16 Client Centered Counseling: Day 1 9-4 400 Shadow Lane RSVP Cherie x0726 In-service: Medicaid/Nevada ✓ Up 9-11 NRC RSVP Lori x1621	17 CCC: Day 2	18 CCC: Day 3 BBP Class 9:30-11:30 HR TR 2	19
20	21 UnNatural Causes: Part 1 NRC CEUs RSVP Shery x1310	22	23 ABCs of Hepatitis & STDs 9-1 400 Shadow Lane Cherie x 0726 UnNatural Causes: Part 1 NRC CEUS RSVP Shery x1310	24 CPR Initial Class 8:30-2:30 PCR RSVP Shery x1310	25 HIV Fundamentals 10-3 400 Shadow lane Cherie x0726	26
27	28 UnNatural Causes: Part1 NRC CEUs RSVP Shery x1310	29	30 UnNatural Causes Part 1 3-4 NRC CEUs RSVP Shery x1310			