

**SOUTHERN NEVADA  
HEALTH DISTRICT  
FY 2007-2008  
TENTATIVE  
BUDGET**



# TENTATIVE 2007-2008 GENERAL FUND BUDGET

<b>Beginning Fund Balance</b>	<b>\$13,343,672</b>
<b>Total Revenues</b>	<b>66,955,463</b>
<b>General Fund Expenditures</b>	<b>(66,832,430)</b>
<b>Total Transfers</b>	<b>(5,788,613)</b>
<b>Total Expenditures</b>	<b>(72,621,043)</b>
<b>Ending Fund Balance</b>	<b>\$ 7,678,092</b>

# TENTATIVE 2007-2008 GENERAL FUND BUDGET

## Transfers:

Capital Reserve Transfer

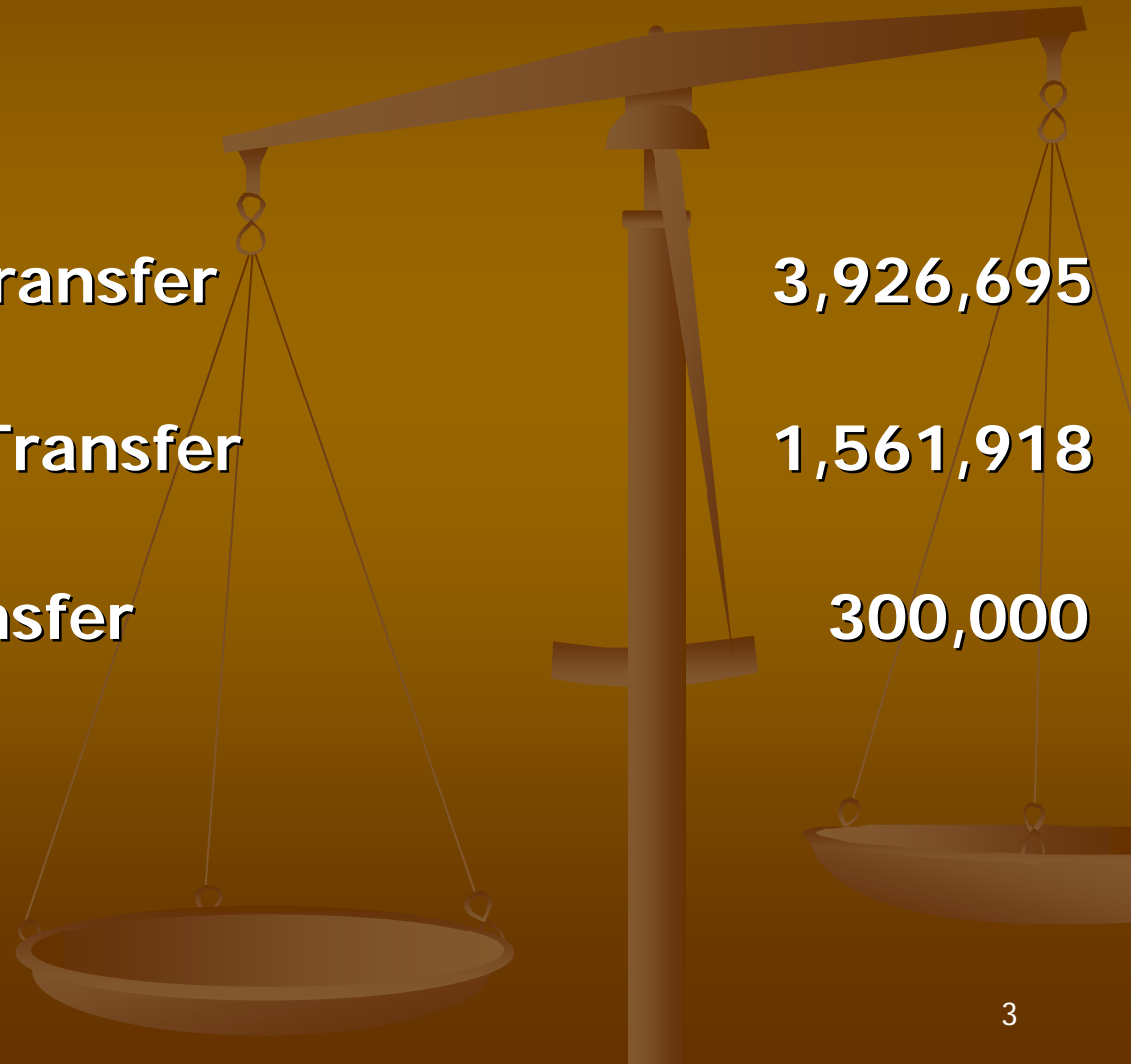
3,926,695

Proprietary Fund Transfer

1,561,918

Liability Fund Transfer

300,000



# Tentative Budget

## FY 2007-2008

### GENERAL FUND REVENUE HIGHLIGHTS DECREASES FROM CURRENT YEAR FY 2007 ESTIMATES


- State funding will decrease by  
\$119,759
- Fee for service will decrease by  
\$190,067
- Program contract services will decrease by  
\$300,041
- Federal funds distributed by State will decrease by  
\$1,073,244

# Tentative Budget FY 2007-2008

## GENERAL FUND REVENUE HIGHLIGHTS INCREASES FROM CURRENT YEAR FY 2007 ESTIMATES

- General receipts will increase by  
\$91,280
- Title XIX Medicaid will increase by  
\$388,811
- County allocation will increase by  
\$1,849,400
- Regulatory revenues will increase by  
\$3,394,069

# Tentative Budget FY 2007-2008



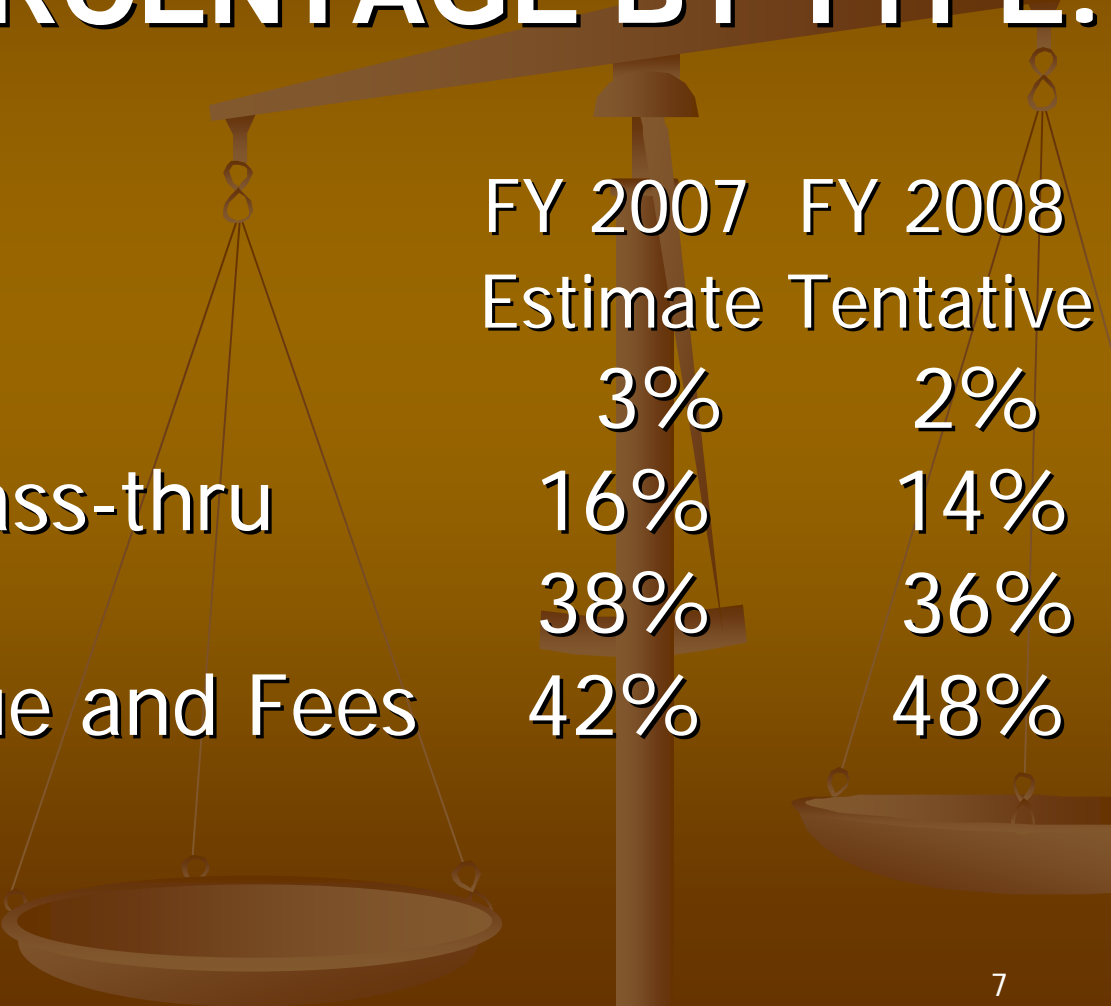
## GENERAL FUND REVENUE HIGHLIGHTS NET INCREASE FROM CURRENT YEAR FY 2007 ESTIMATES

● Total Increases	\$5,723,560
● Total Decreases	<u>\$1,685,283</u>
● Net Increase	\$ 4,038,277

# Tentative Budget

## FY 2007-2008


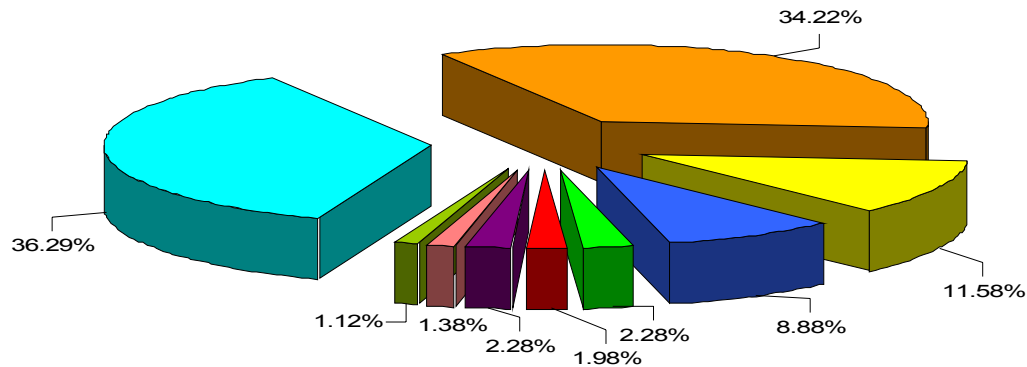
### REVENUES PERCENTAGE BY TYPE:



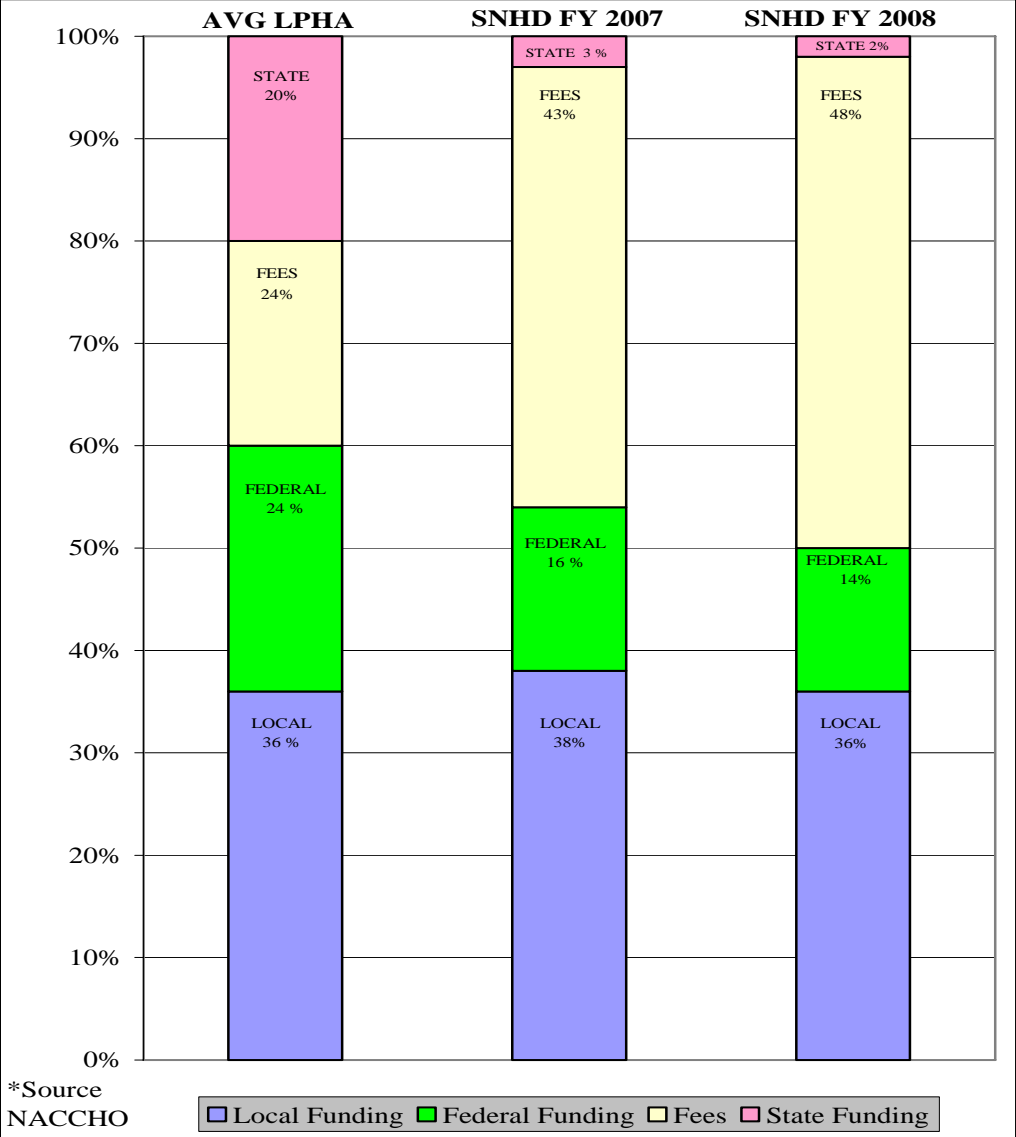
	FY 2007 Estimate	FY 2008 Tentative
■ State	3%	2%
■ Federal direct & pass-thru	16%	14%
■ County Allocation	38%	36%
■ Regulatory Revenue and Fees	42%	48%

# FY08 Tentative Budget Revenue Sources for a total of \$66,955,463

---



# Average Percentage of LPHA Budget by Funding Source – Jurisdictions over \$500,000\* and Southern Nevada Health District FY 2008 Budget



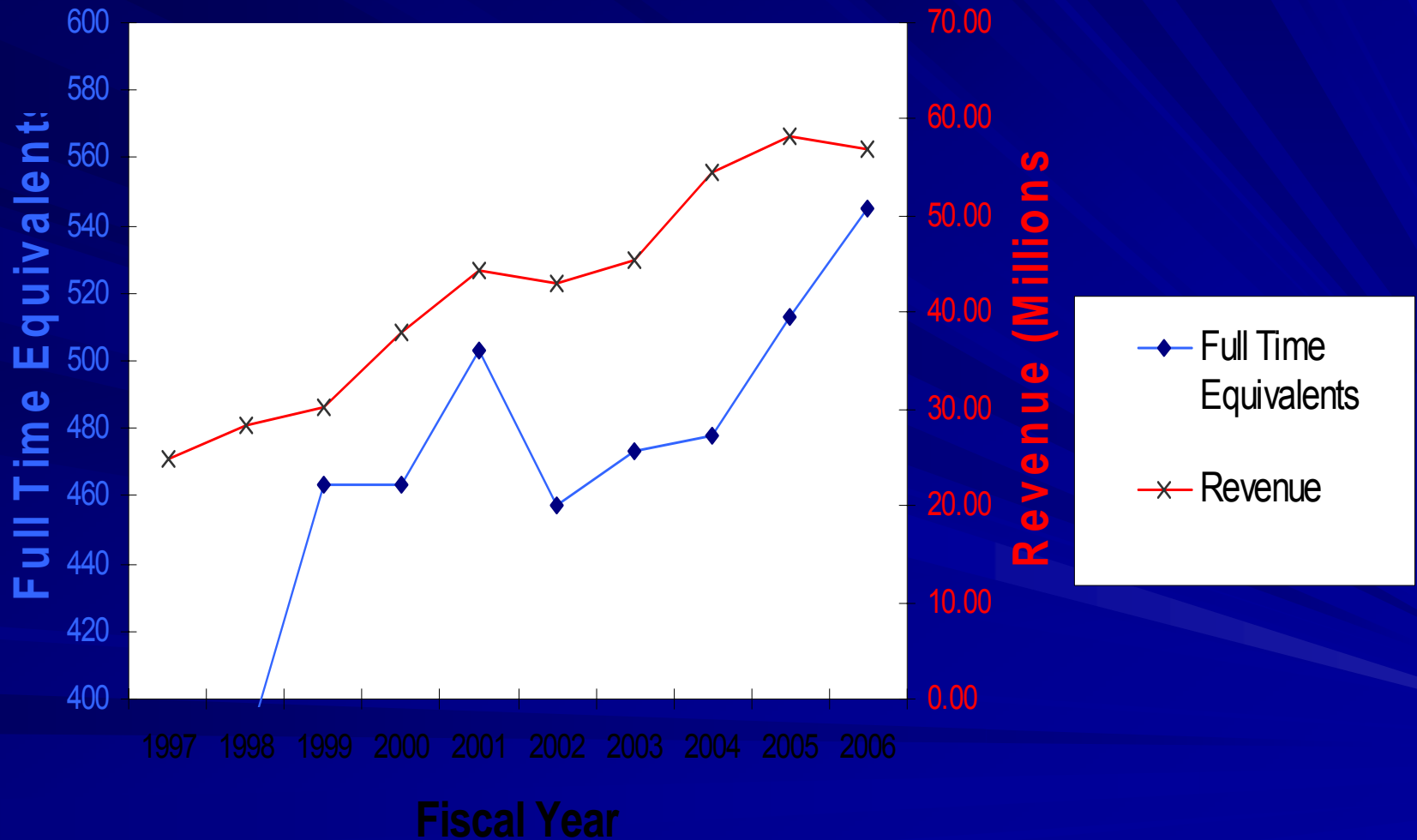
# Tentative Budget FY 2007-2008

## GENERAL FUND EXPENDITURE HIGHLIGHTS

A total of 40.5 new FTE's are being requested for FY 2008:

● Administration –	6
● Nursing –	5
● Environmental Health –	17.5
● Community Health –	11
● SNP HL -	<u>1</u>
Total	40.5

# Comparison of FTE's and Revenue by Fiscal Year



# Tentative Budget FY 2007-2008

## GENERAL FUND EXPENDITURE HIGHLIGHTS

- Includes COLA of 3.75% and PERS contribution rate of 20.5% effective 7/1/07
- Includes additional leasing costs since 7/1/06 for Henderson PHC, additional costs for Shadow Professional Center and NLV PHC since June 2006, Spring Valley PHC since October 2006, and Laughlin since January 2007
- Includes new health card system or an upgrade to an existing one

# Tentative Budget FY 2007-2008

## CAPITAL RESERVE FUND EXPENDITURE HIGHLIGHTS

- \$303,000 in network and IT system upgrades
- \$200,000 for furniture and fixtures
- \$350,000 for remodeling costs
- \$1,038,695 for software upgrades
- \$1,900,000 for the design and engineering of new facilities

# Tentative Budget FY 2007-2008

---

## **PROPRIETARY FUND – SOUTHERN NEVADA PUBLIC HEALTH LABORATORY**

- Established July 1, 2004
- Expenditures total \$1,561,918
- Revenue is based on grant funding (73%) and local funding (27%)

# Tentative Budget FY 2007-2008 LIABILITY RESERVE FUND

A transfer of \$300,000 to the liability reserve fund has been budgeted. This will provide a reserve for worker's compensation self-insurance.

# FINAL THOUGHTS

- ▶ FY 2008 Personnel Expenditures will be 8.5% higher than FY 2007 Estimates
- ▶ FY 2008 overall Expenditures will be 6.3% higher than FY 2007 Estimates
- ▶ FY 2008 Services and Supplies will be 1.3% higher than the FY 2007 Estimates



# FINAL THOUGHTS (Cont'd)

---

- Working to increase federal funding for the District including a review of State grant funding formulas
- Working with Clark County to build a new main campus because the existing facility does not allow for future growth and has become too costly to maintain